

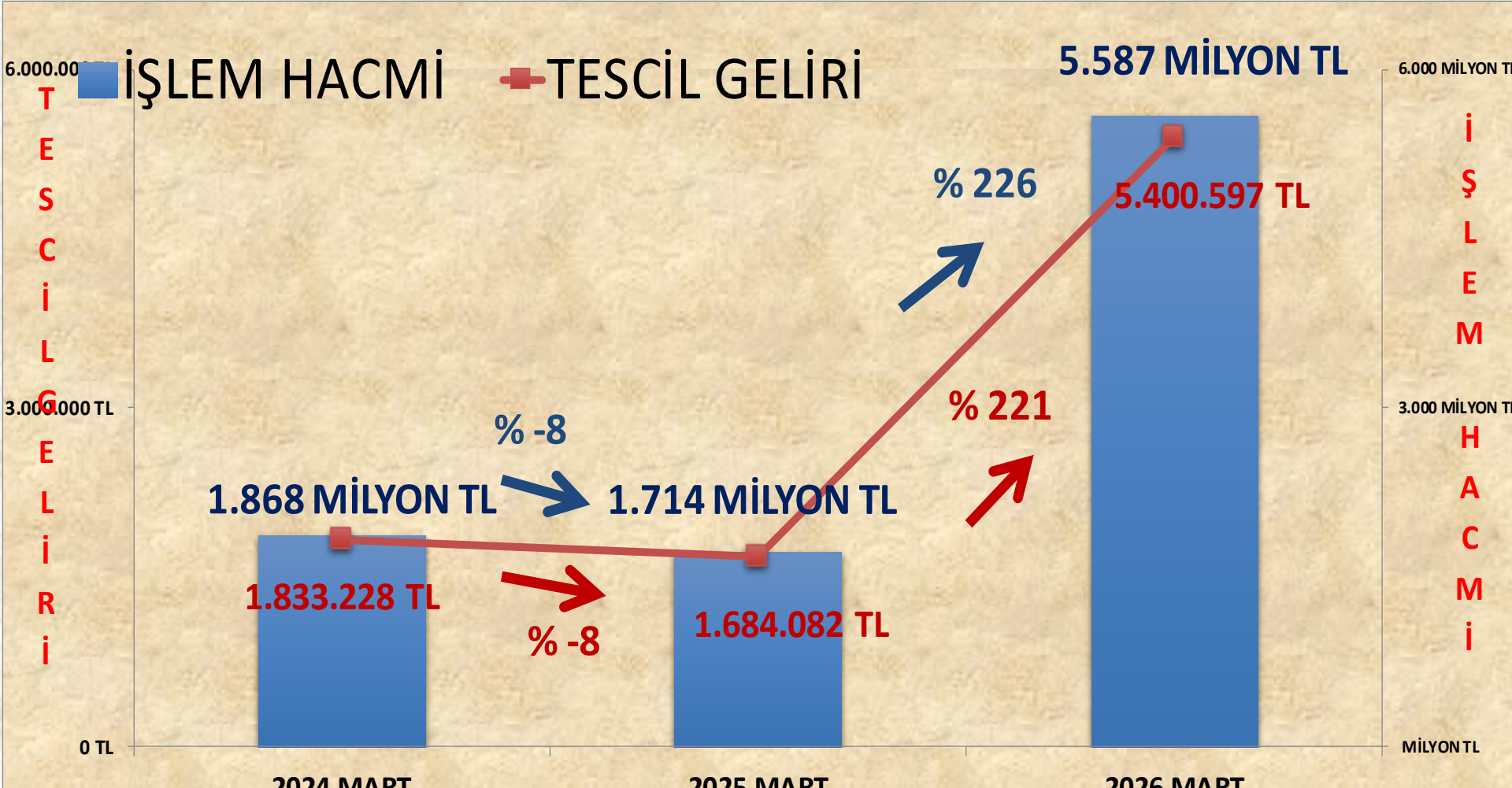


# MART 2026 TESCİL SUNUMU



# İŞLEM HACMİ VE TESCİL GELİRİ VERİLERİ

	2024 MART		2025 MART		2026 MART
İŞLEM HACMİ	1.868 MİLYON TL	-8%	1.714 MİLYON TL	226%	5.587 MİLYON TL
TESCİL GELİRİ	1.833.228 TL	-8%	1.684.082 TL	221%	5.400.597 TL



# 2025 MART

<b>ÜRÜN GRUBU</b>	<b>Miktar(kg./lt/adet)</b>	<b>Tutar(TL)</b>
BAKLİYAT VE MAMÜLLERİ	<b>338.919</b>	<b>16.189.284</b>
BİTKİSEL YAĞLAR	<b>4.010</b>	<b>714.830</b>
KOTASYON DIŐI ÜRÜNLER	<b>35.800.795</b>	<b>842.453.594</b>
HAM DERİLER VE BAĞIRSAKLAR	<b>15.210</b>	<b>390.285</b>
HAYVANSAL YAĞLAR	<b>120</b>	<b>38.400</b>
HUBUBAT .	<b>12.351.384</b>	<b>138.350.856</b>
HUBUBAT MAMÜLLERİ	<b>439.380</b>	<b>7.427.258</b>
KASAPLIK CANLI HAYVANLAR	<b>8.708</b>	<b>352.126.571</b>
KURU MEYVELER	<b>758.718</b>	<b>72.314.667</b>
ORMAN MAHSÜLLERİ	<b>136.058</b>	<b>5.644.038</b>
TEKSTİL HAMMADDELERİ	<b>1.523.107</b>	<b>62.827.439</b>
YAĞLI TOHUMLAR	<b>5.000.515</b>	<b>244.534.743</b>
<b><u>TOPLAM</u></b>	<b><i>56.376.924</i></b>	<b><i>1.743.011.965</i></b>

# 2026 MART

<b>ÜRÜN GRUBU</b>	<b>Miktar(kg./lt/adet)</b>	<b>Tutar(TL)</b>
BAKLİYAT VE MAMÜLLERİ	<b>811.046</b>	<b>66.044.885</b>
BİTKİSEL YAĞLAR	<b>39.937</b>	<b>9.578.835</b>
KOTASYON DIŞI ÜRÜNLER	<b>46.704.848</b>	<b>4.333.847.745</b>
HAM DERİLER VE BAĞIRSAKLAR	<b>32.557</b>	<b>435.964</b>
HAYVANSAL YAĞLAR	<b>154</b>	<b>31.111</b>
HUBUBAT .	<b>7.084.937</b>	<b>106.369.199</b>
HUBUBAT MAMÜLLERİ	<b>65.195</b>	<b>1.296.515</b>
KASAPLIK CANLI HAYVANLAR	<b>9.457</b>	<b>563.576.998</b>
KURU MEYVELER	<b>1.234.662</b>	<b>166.422.960</b>
ORMAN MAHSÜLLERİ	<b>344.040</b>	<b>12.466.939</b>
TEKSTİL HAMMADDELERİ	<b>527.999</b>	<b>16.694.056</b>
YAĞLI TOHUMLAR	<b>4.741.087</b>	<b>310.460.108</b>
<b><u>TOPLAM</u></b>	<b><i>61.595.918</i></b>	<b><i>5.587.225.316</i></b>

# 2025 MART - 2026 MART DEĞİŞİM

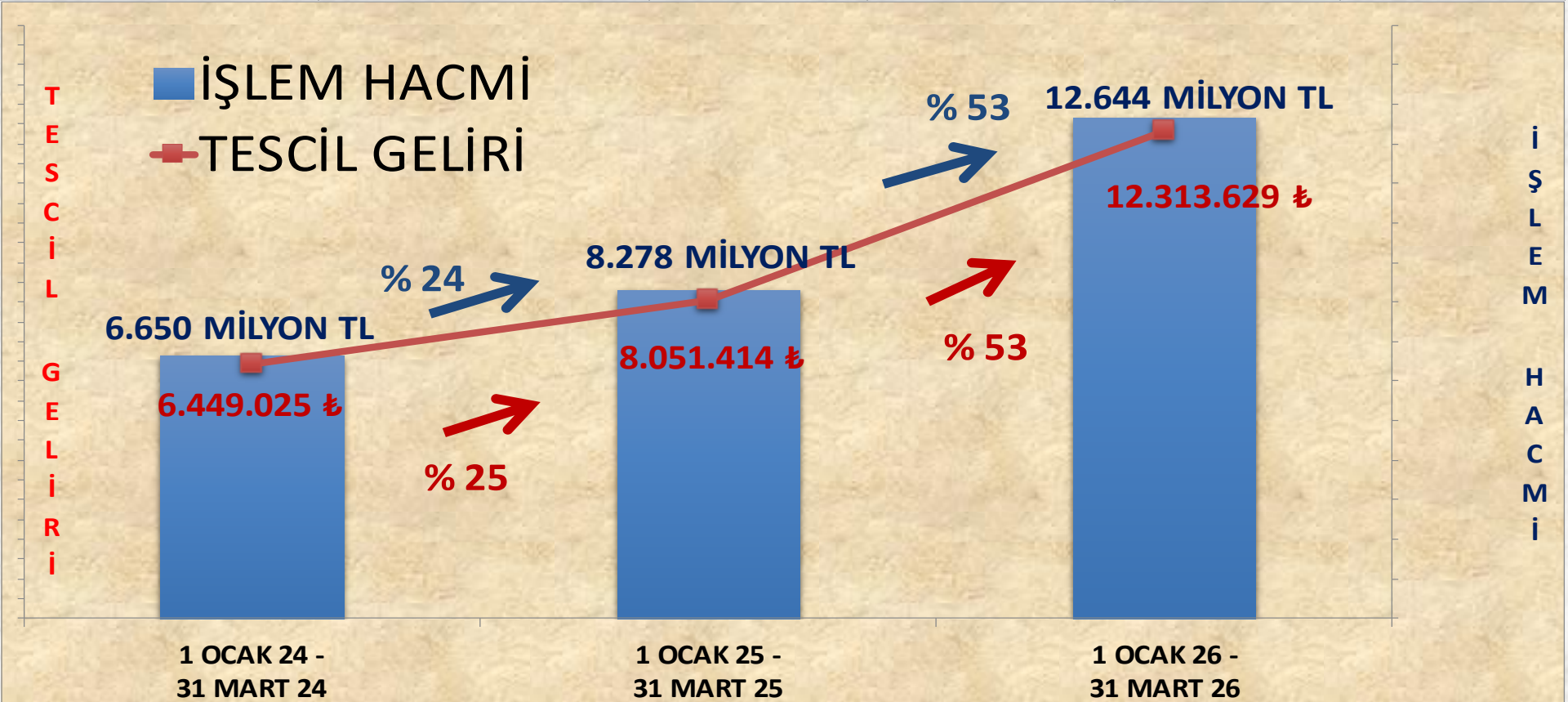
ÜRÜN GRUBU	Miktar(kg./lt/adet)	Tutar(TL)
BAKLİYAT VE MAMÜLLERİ	472.127	49.855.602
BİTKİSEL YAĞLAR	35.927	8.864.005
KOTASYON DIŞI ÜRÜNLER	10.904.053	3.491.394.151
HAM DERİLER VE BAĞIRSAKLAR	17.347	45.680
HAYVANSAL YAĞLAR	34	-7.289
HUBUBAT .	-5.266.448	-31.981.657
HUBUBAT MAMÜLLERİ	-374.185	-6.130.743
KASAPLIK CANLI HAYVANLAR	749	211.450.427
KURU MEYVELER	475.944	94.108.292
ORMAN MAHSÜLLERİ	207.982	6.822.901
TEKSTİL HAMMADDELERİ	-995.108	-46.133.384
YAĞLI TOHUMLAR	-259.428	65.925.365
<b><u>TOPLAM</u></b>	<b>5.218.994</b>	<b>3.844.213.351</b>

# 2025 MART - 2026 MART DEĞİŞİM ORANI

ÜRÜN GRUBU	Miktar(kg./lt/adet)	Tutar(TL)
BAKLİYAT VE MAMÜLLERİ	139%	308%
BİTKİSEL YAĞLAR	896%	1240%
KOTASYON DIŞI ÜRÜNLER	30%	414%
HAM DERİLER VE BAĞIRSAKLAR	114%	12%
HAYVANSAL YAĞLAR	28%	-19%
HUBUBAT .	-43%	-23%
HUBUBAT MAMÜLLERİ	-85%	-83%
KASAPLIK CANLI HAYVANLAR	9%	60%
KURU MEYVELER	63%	130%
ORMAN MAHSÜLLERİ	153%	121%
TEKSTİL HAMMADDELERİ	-65%	-73%
YAĞLI TOHUMLAR	-5%	27%
<b><u>TOPLAM</u></b>	<b>9%</b>	<b>221%</b>

# İŞLEM HACMİ VE TESCİL GELİRİ VERİLERİ

	1 OCAK 24 - 31 MART 24	1 OCAK 25 - 31 MART 25	1 OCAK 26 - 31 MART 26
İŞLEM HACMI	6.650 MİLYON TL	8.278 MİLYON TL	12.644 MİLYON TL
TESCİL GELİRİ	6.449.025 TL	8.051.414 TL	12.313.629 TL



# 1 OCAK - 31 MART 2025

	Miktar(kg./lt/adet)	Tutar(TL)
BAKLİYAT VE MAMÜLLERİ	1.281.293	69.466.797
BITKİSEL YAĞLAR	5.518	1.067.116
KOTASYON DIŐI ÜRÜNLER	309.918.276	5.418.295.082
HAM DERİLER VE BAĞIRSAKLAR	43.694	1.060.933
HAYVANSAL YAĞLAR	920	338.552
HUBUBAT .	49.303.728	481.667.829
HUBUBAT MAMÜLLERİ	1.291.422	21.584.122
KASAPLIK CANLI HAYVANLAR	29.830	1.040.638.642
KURU MEYVELER	1.618.833	158.357.367
ORMAN MAHSÜLLERİ	703.484	19.823.876
TEKSTİL HAMMADDELERİ	8.479.985	270.171.358
YAĞLI TOHUMLAR	16.852.062	795.067.361
<b><u>TOPLAM</u></b>	<b>389.529.045</b>	<b>8.277.539.033</b>

# 1 OCAK - 31 MART 2026

	Miktar(kg./lt/adet)	Tutar(TL)
BAKLİYAT VE MAMÜLLERİ	3.527.444	275.275.819
BITKİSEL YAĞLAR	90.737	21.362.516
KOTASYON DIŐI ÜRÜNLER	333.609.474	8.195.223.466
HAM DERİLER VE BAĞIRSAKLAR	556.071	7.025.007
HAYVANSAL YAĞLAR	954	201.717
HUBUBAT .	63.148.216	768.140.289
HUBUBAT MAMÜLLERİ	291.120	5.054.567
KASAPLIK CANLI HAYVANLAR	31.654	1.711.800.932
KURU MEYVELER	2.401.421	328.366.001
ORMAN MAHSÜLLERİ	1.009.267	49.068.023
TEKSTİL HAMMADDELERİ	4.743.378	149.779.835
YAĞLI TOHUMLAR	17.673.736	1.133.151.995
<b><u>TOPLAM</u></b>	<b>427.083.471</b>	<b>12.644.450.166</b>

# 1 OCAK - 31 MART 2025-26 DEĞİŞİM

	Miktar(kg./lt/adet)	Tutar(TL)
BAKLİYAT VE MAMÜLLERİ	2.246.151	205.809.022
BİTKİSEL YAĞLAR	85.219	20.295.401
KOTASYON DIŞI ÜRÜNLER	23.691.197	2.776.928.384
HAM DERİLER VE BAĞIRSAKLAR	512.377	5.964.074
HAYVANSAL YAĞLAR	34	-136.834
HUBUBAT .	13.844.488	286.472.460
HUBUBAT MAMÜLLERİ	-1.000.302	-16.529.555
KASAPLIK CANLI HAYVANLAR	1.824	671.162.290
KURU MEYVELER	782.588	170.008.634
ORMAN MAHSÜLLERİ	305.783	29.244.147
TEKSTİL HAMMADDELERİ	-3.736.607	-120.391.523
YAĞLI TOHUMLAR	821.674	338.084.634
<b><u>TOPLAM</u></b>	<b>37.554.426</b>	<b>4.366.911.134</b>

# 1 OCAK - 31 MART 2025-26 DEĞİŞİM ORANI

	Miktar(kg./lt/adet)	Tutar(TL)
BAKLİYAT VE MAMÜLLERİ	175%	296%
BITKİSEL YAĞLAR	1545%	1902%
KOTASYON DIŞI ÜRÜNLER	8%	51%
HAM DERİLER VE BAĞIRSAKLAR	1173%	562%
HAYVANSAL YAĞLAR	4%	-40%
HUBUBAT .	28%	59%
HUBUBAT MAMÜLLERİ	-77%	-77%
KASAPLIK CANLI HAYVANLAR	6%	64%
KURU MEYVELER	48%	107%
ORMAN MAHSÜLLERİ	43%	148%
TEKSTİL HAMMADDELERİ	-44%	-45%
YAĞLI TOHUMLAR	5%	43%
<b><u>TOPLAM</u></b>	<b>10%</b>	<b>53%</b>

# ARPA

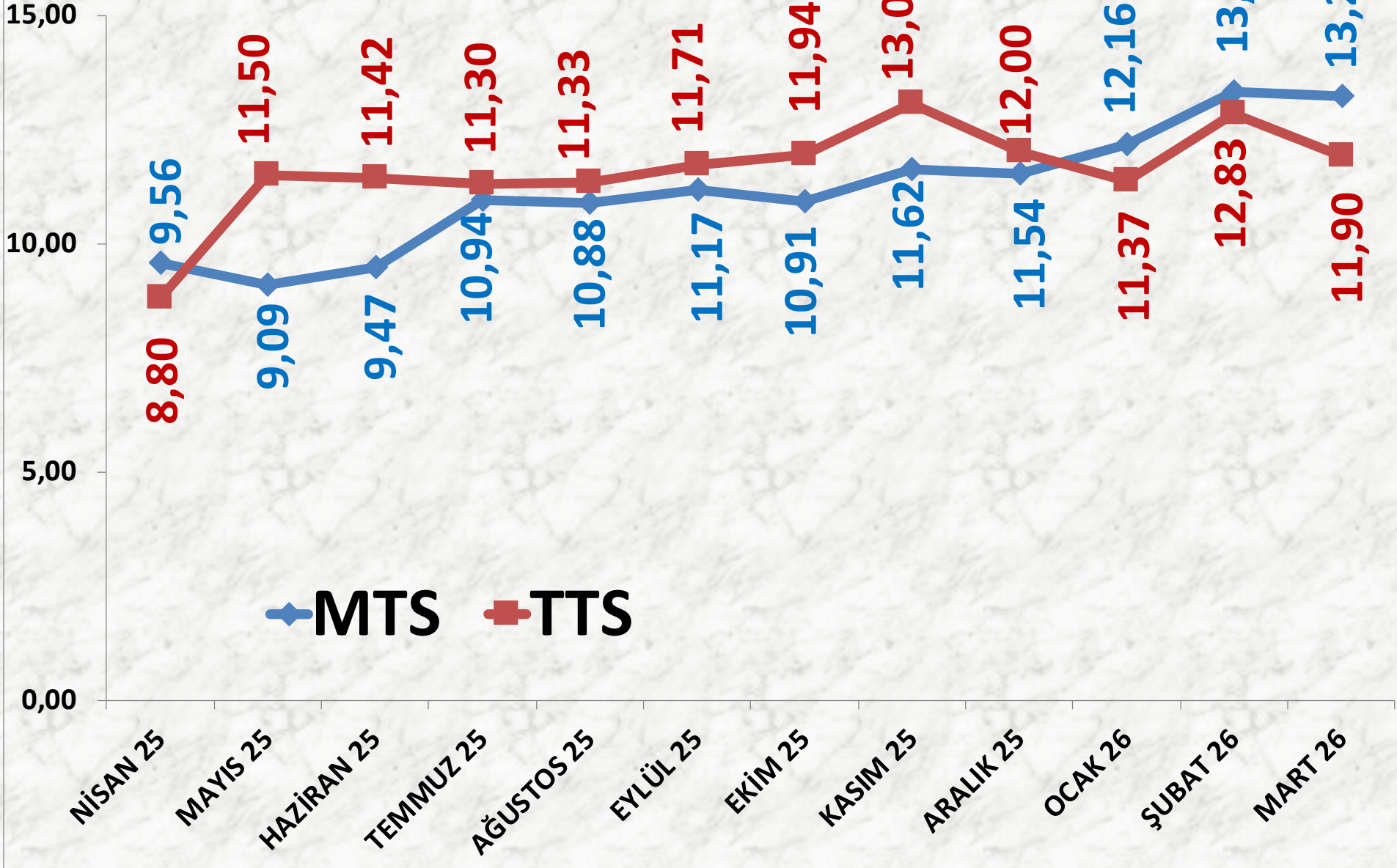
<b>İŞLEM MİKTARI TON</b>	<b>2024 MART</b>	<b>2025 MART</b>		<b>2026 MART</b>	
MTS	554 TON	-45%	302 TON	-49%	153 TON
TTS	132 TON	2190%	3.033 TON	22%	3.700 TON

<b>EN AZ FİYAT</b>	<b>2024 MART</b>	<b>2025 MART</b>		<b>2026 MART</b>	
MTS	5,50 TL	18%	6,50 TL	88%	12,25 TL
TTS	7,80 TL	13%	8,80 TL	32%	11,60 TL

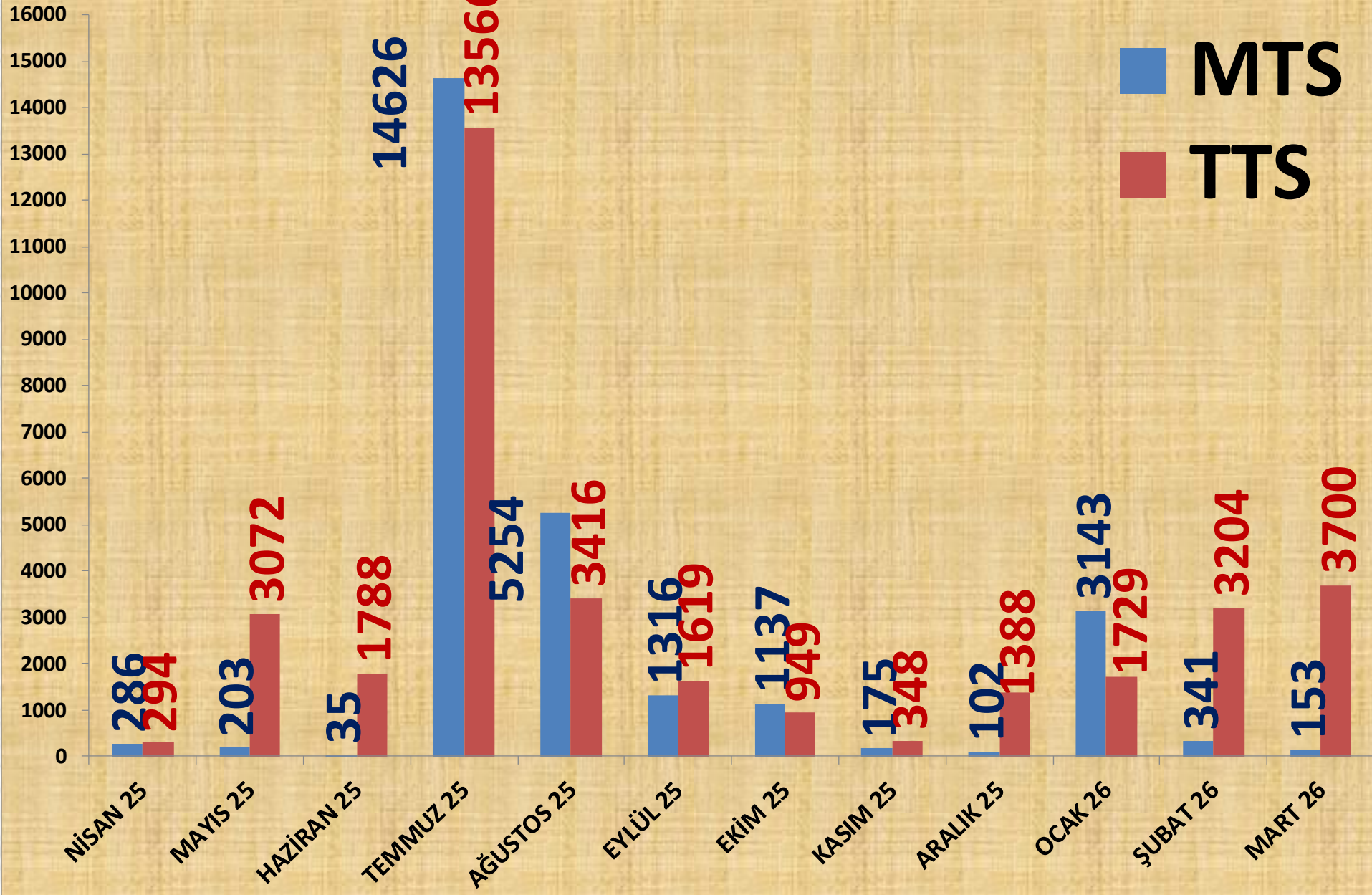
<b>EN ÇOK FİYAT</b>	<b>2024 MART</b>	<b>2025 MART</b>		<b>2026 MART</b>	
MTS	9,12 TL	17%	10,70 TL	34%	14,30 TL
TTS	8,00 TL	41%	11,25 TL	29%	14,50 TL

<b>ORTALAMA FİYAT</b>	<b>2024 MART</b>	<b>2025 MART</b>		<b>2026 MART</b>	
MTS	7,49 TL	28%	9,55 TL	39%	13,24 TL
TTS	7,84 TL	16%	9,06 TL	31%	11,90 TL

# AYLIK ARPA FİYAT TRENDİ (TL)



# AYLIK ARPA İŞLEM MİKTARI (TON)



**EYLÜL 25**  
5%

5%

**AĞUSTOS 25**  
20%

**MART 26**  
0,57%

**TEMMUZ 25**  
55%

55%

**EKİM 25**  
4%

4%

**OCAK 26**  
12%

12%

**KASIM 25**

1%

**ARALIK 25**  
0%

0%

**ŞUBAT 26**  
1%

1%

**NİSAN 25**  
1%

1%

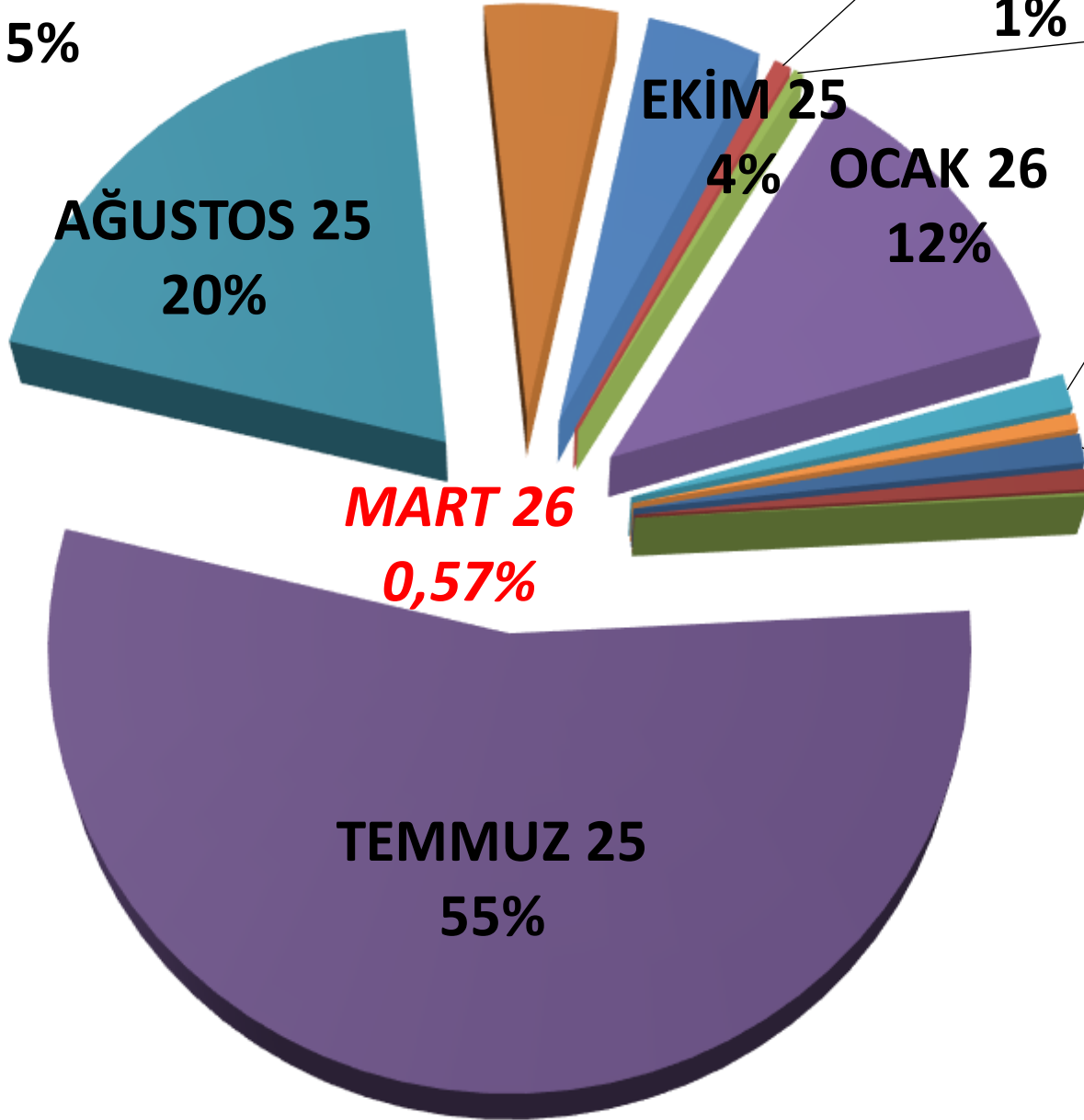
**MAYIS 25**  
1%

1%

**HAZİRAN 25**  
0%

0%

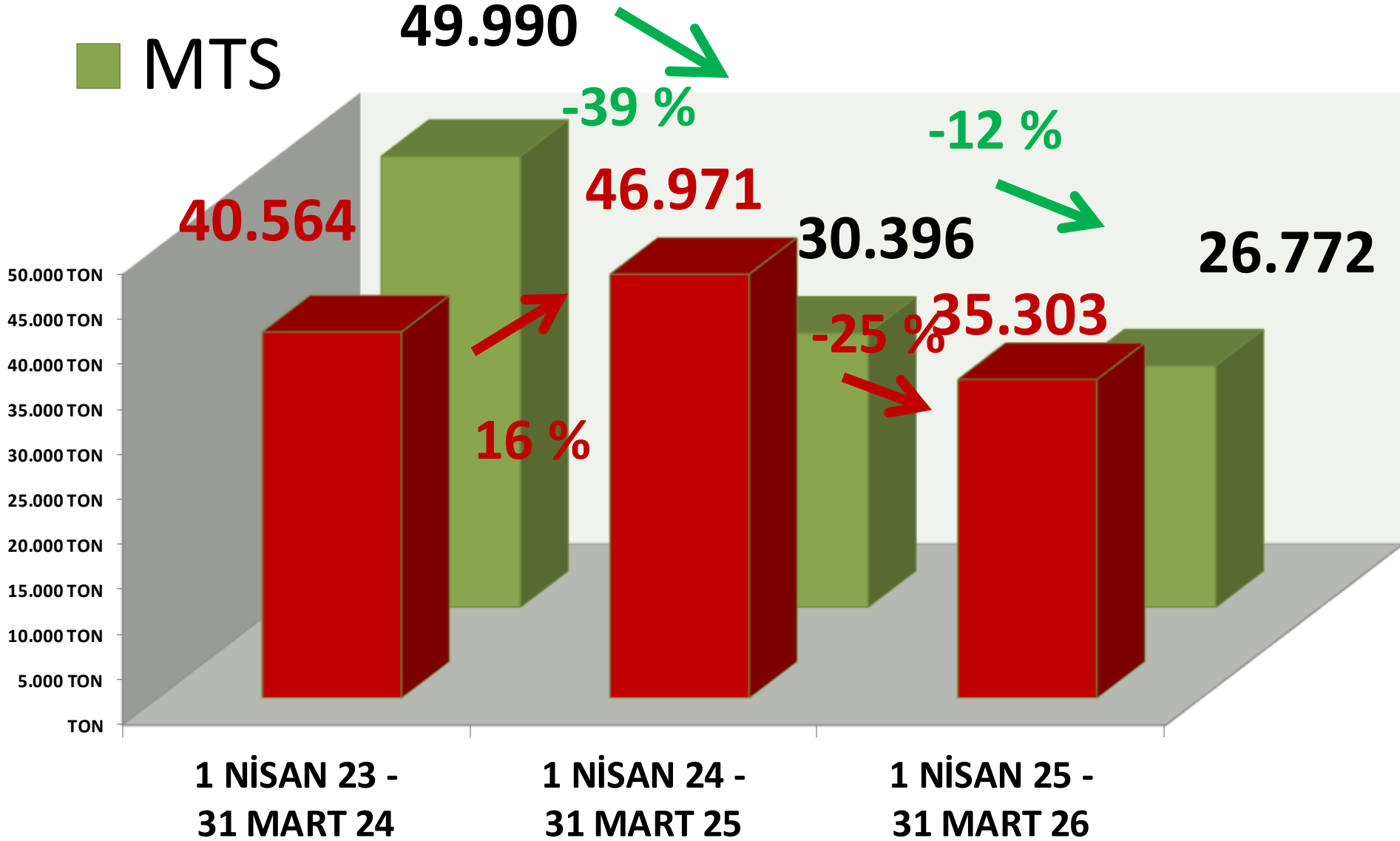
## AYLIK ARPA MTS İŞLEM MİKTARI ORANLARI



# YILLIK ARPA İŞLEM MİKTARI (TON)

■ TTS

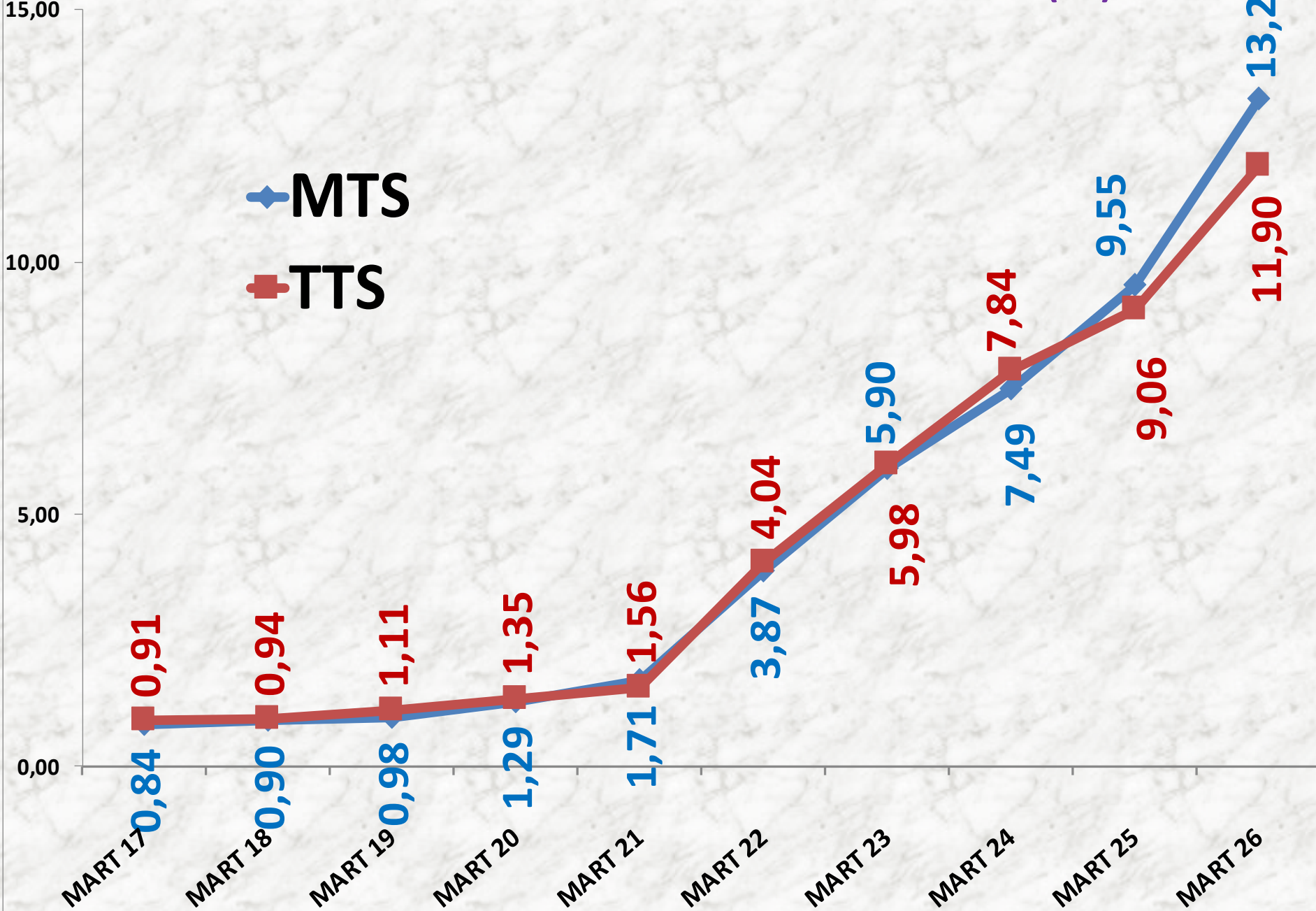
■ MTS



# MART AYLARI ARPA FİYAT TRENDİ (TL)

◆ MTS

■ TTS



# BUĞDAY

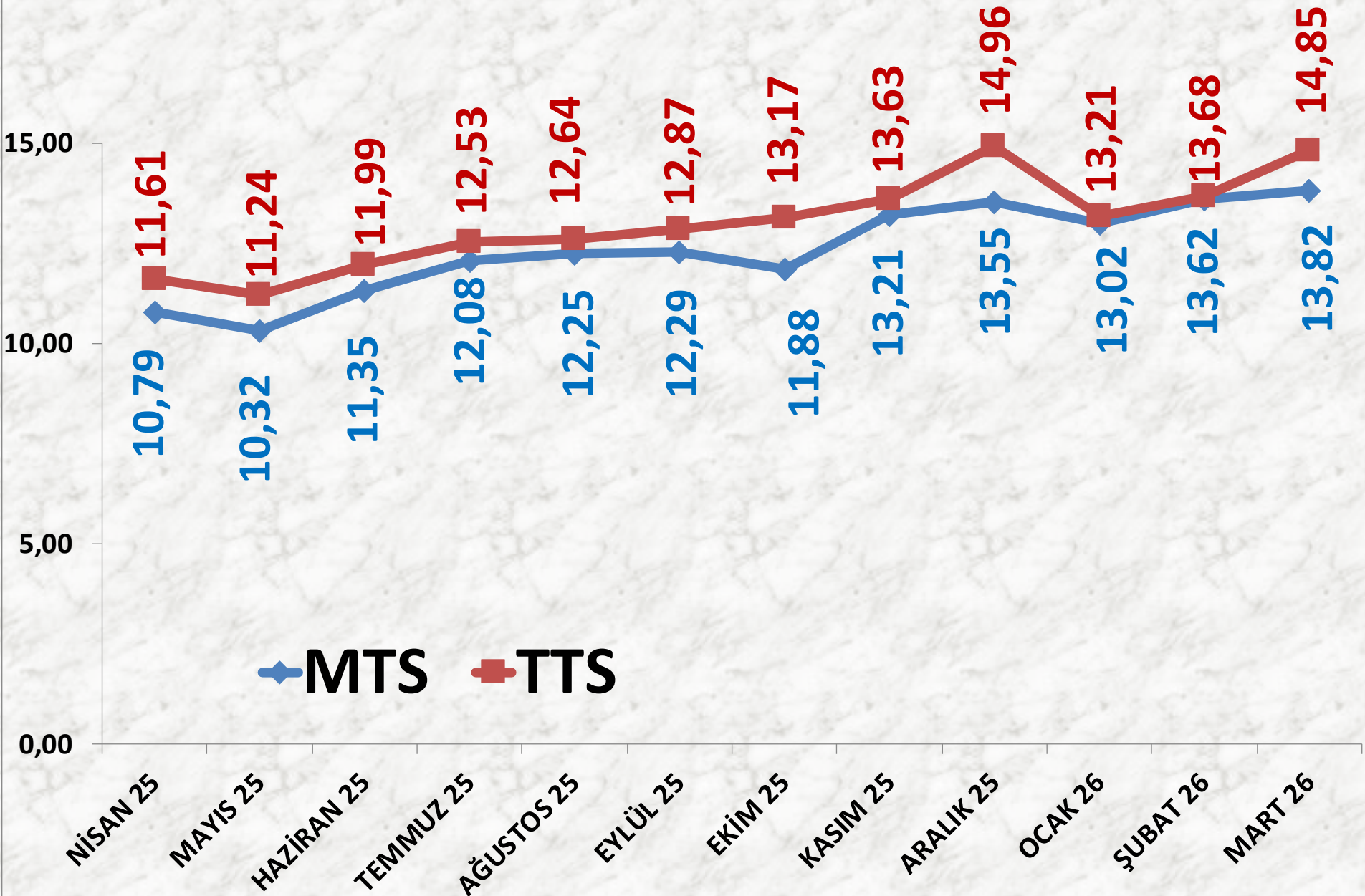
<b>İŞLEM MİKTARI TON</b>	<b>2024 MART</b>	<b>2025 MART</b>		<b>2026 MART</b>	
MTS	639 TON	33%	852 TON	-60%	345 TON
TTS	776 TON	-78%	172 TON	703%	1.385 TON

<b>EN AZ FİYAT</b>	<b>2024 MART</b>	<b>2025 MART</b>		<b>2026 MART</b>	
MTS	6,00 TL	33%	8,00 TL	63%	13,00 TL
TTS	6,50 TL	36%	8,81 TL	57%	13,80 TL

<b>EN ÇOK FİYAT</b>	<b>2024 MART</b>	<b>2025 MART</b>		<b>2026 MART</b>	
MTS	9,44 TL	39%	13,10 TL	12%	14,67 TL
TTS	10,40 TL	10%	11,45 TL	37%	15,70 TL

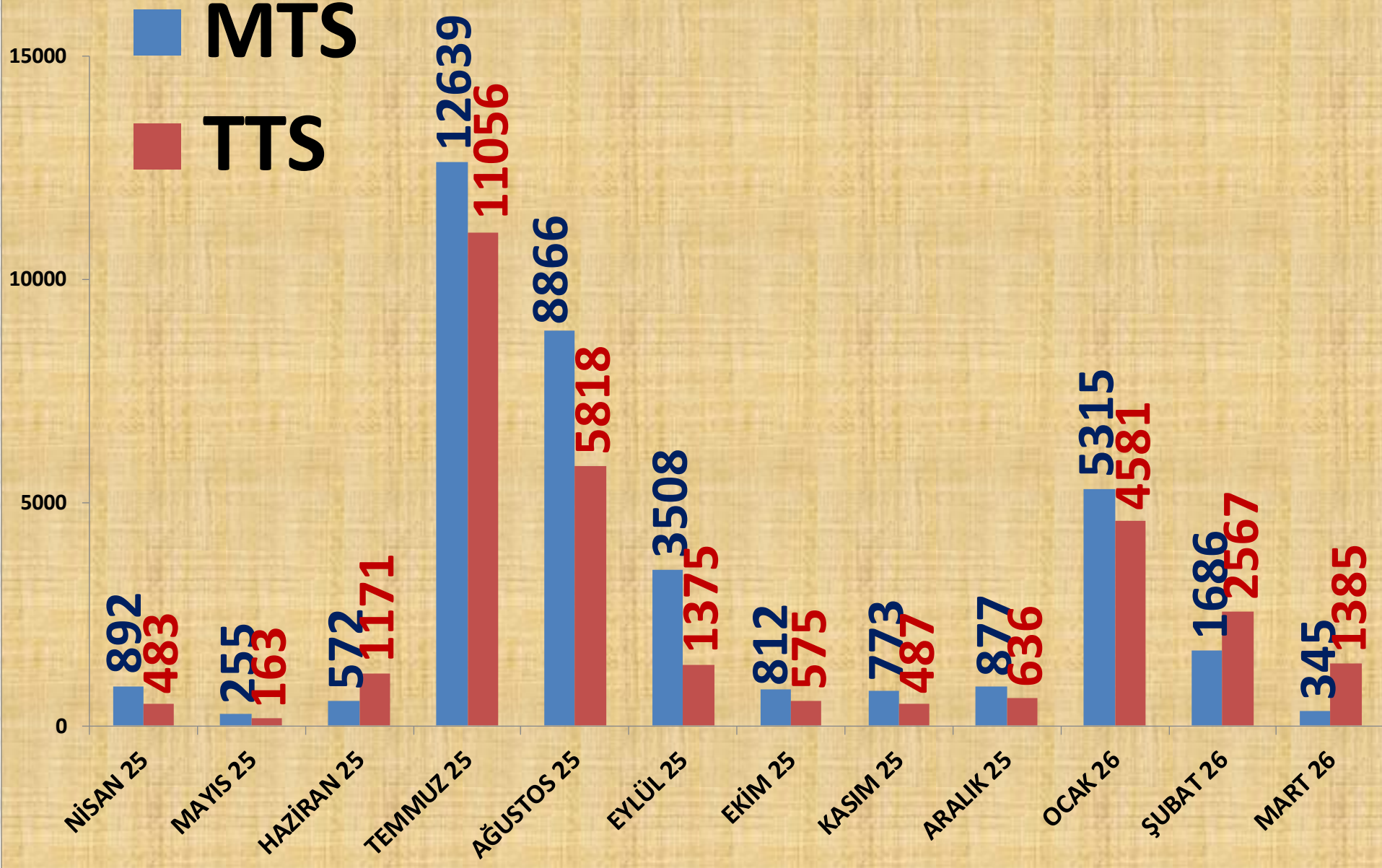
<b>ORTALAMA FİYAT</b>	<b>2024 MART</b>	<b>2025 MART</b>		<b>2026 MART</b>	
MTS	8,52 TL	33%	11,32 TL	22%	13,82 TL
TTS	9,22 TL	29%	11,89 TL	25%	14,85 TL

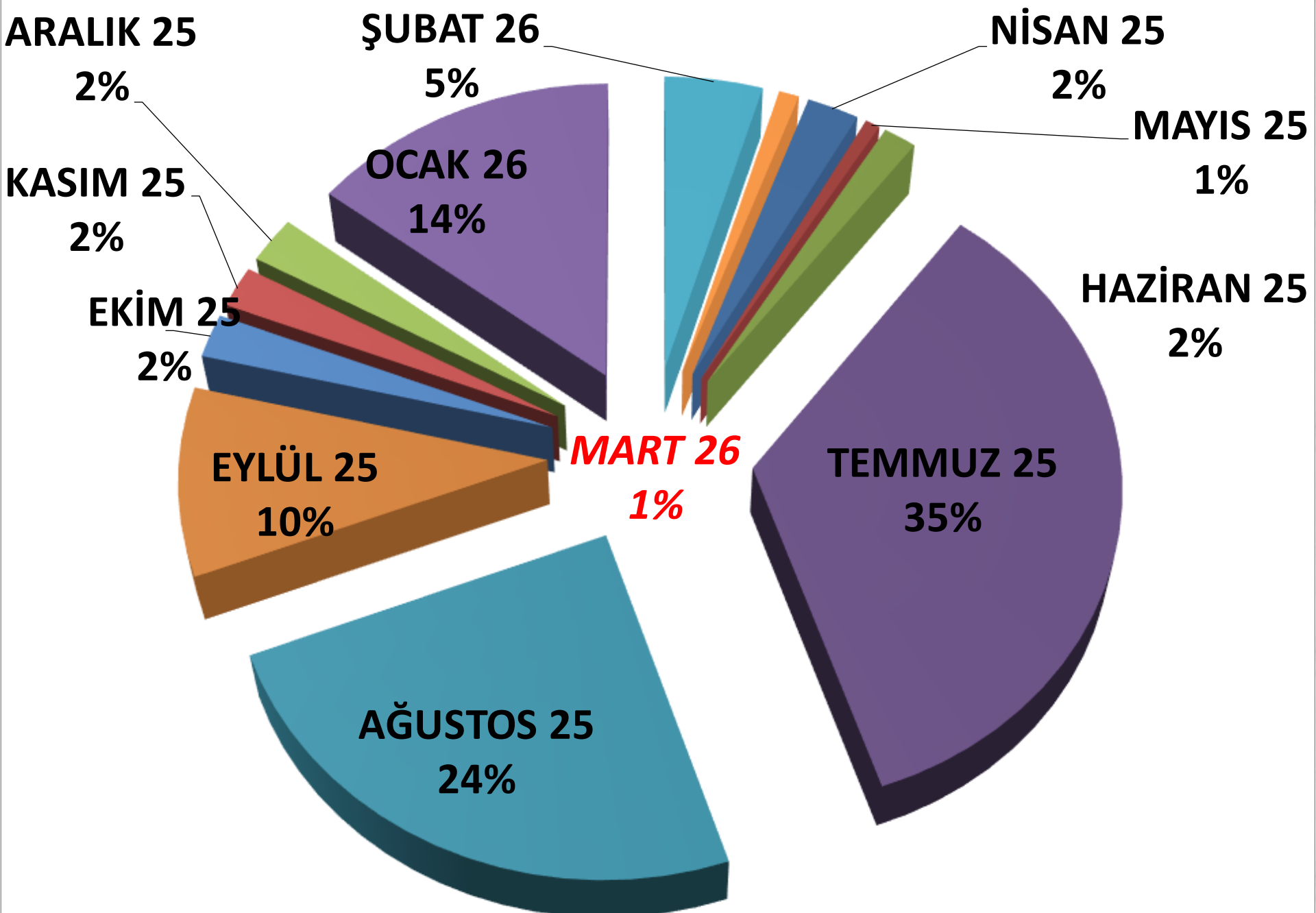
# AYLIK BUĞDAY FİYAT TRENDİ (TL)



# AYLIK BUĞDAY İŞLEM MİKTARI (TON)

■ MTS  
■ TTS





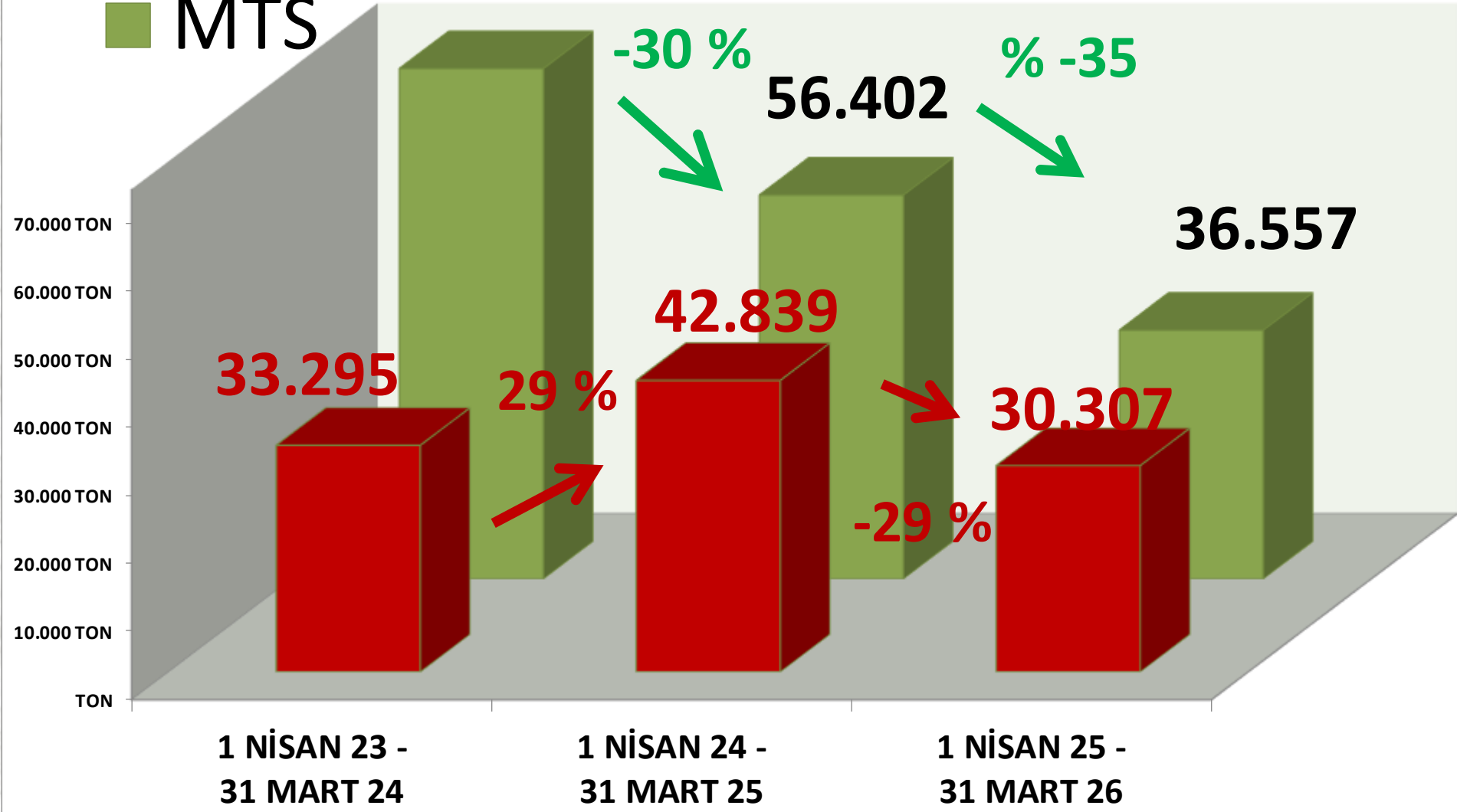
**AYLIK BUĞDAY MTS İŞLEM MİKTARI ORANLARI**

■ TTS

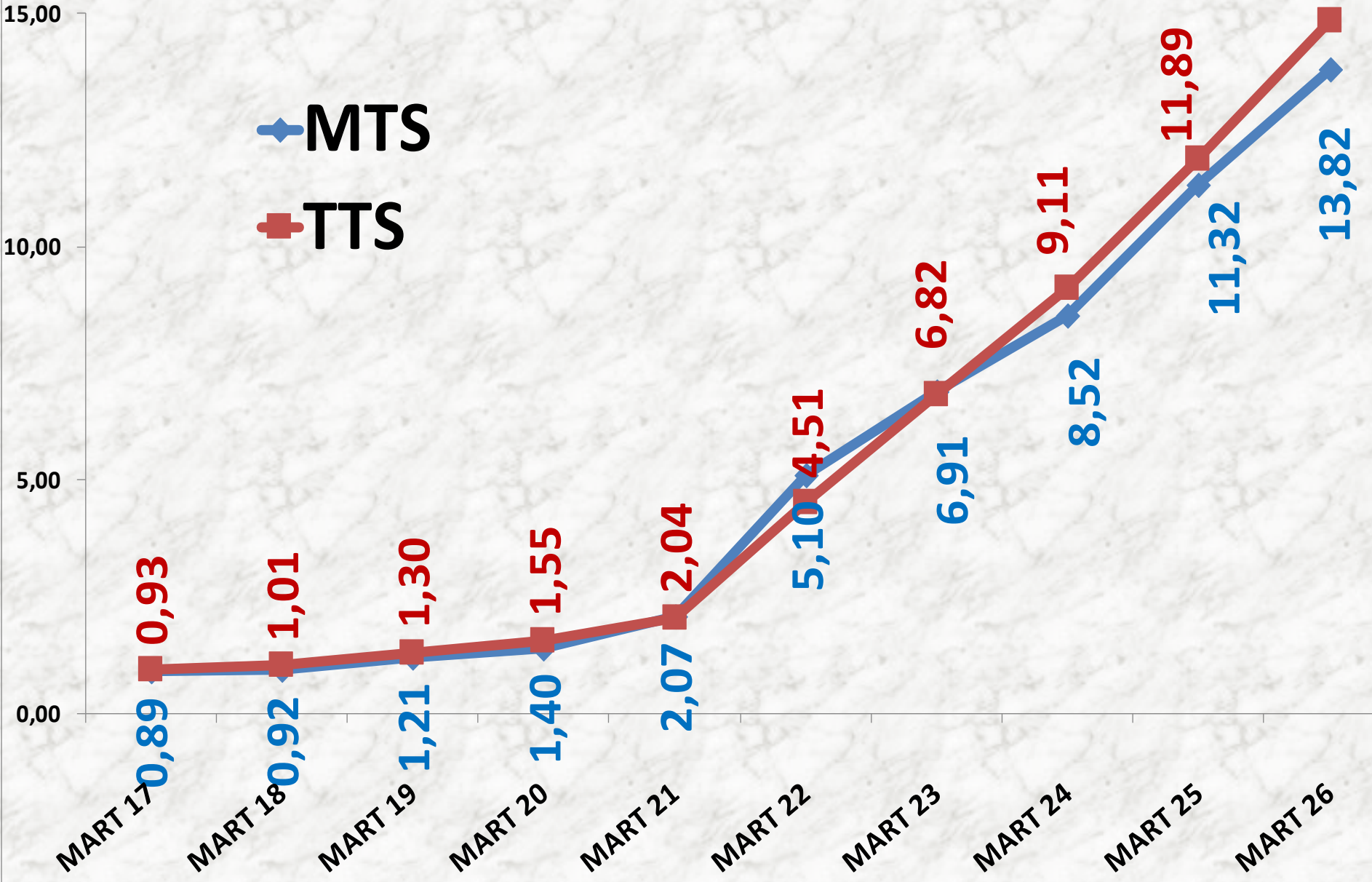
# YILLIK BUĞDAY İŞLEM MİKTARI (TON)

81.013

■ MTS



# MART AYLARI BUĞDAY FİYAT TRENDİ (TL)



# MISIR DANE

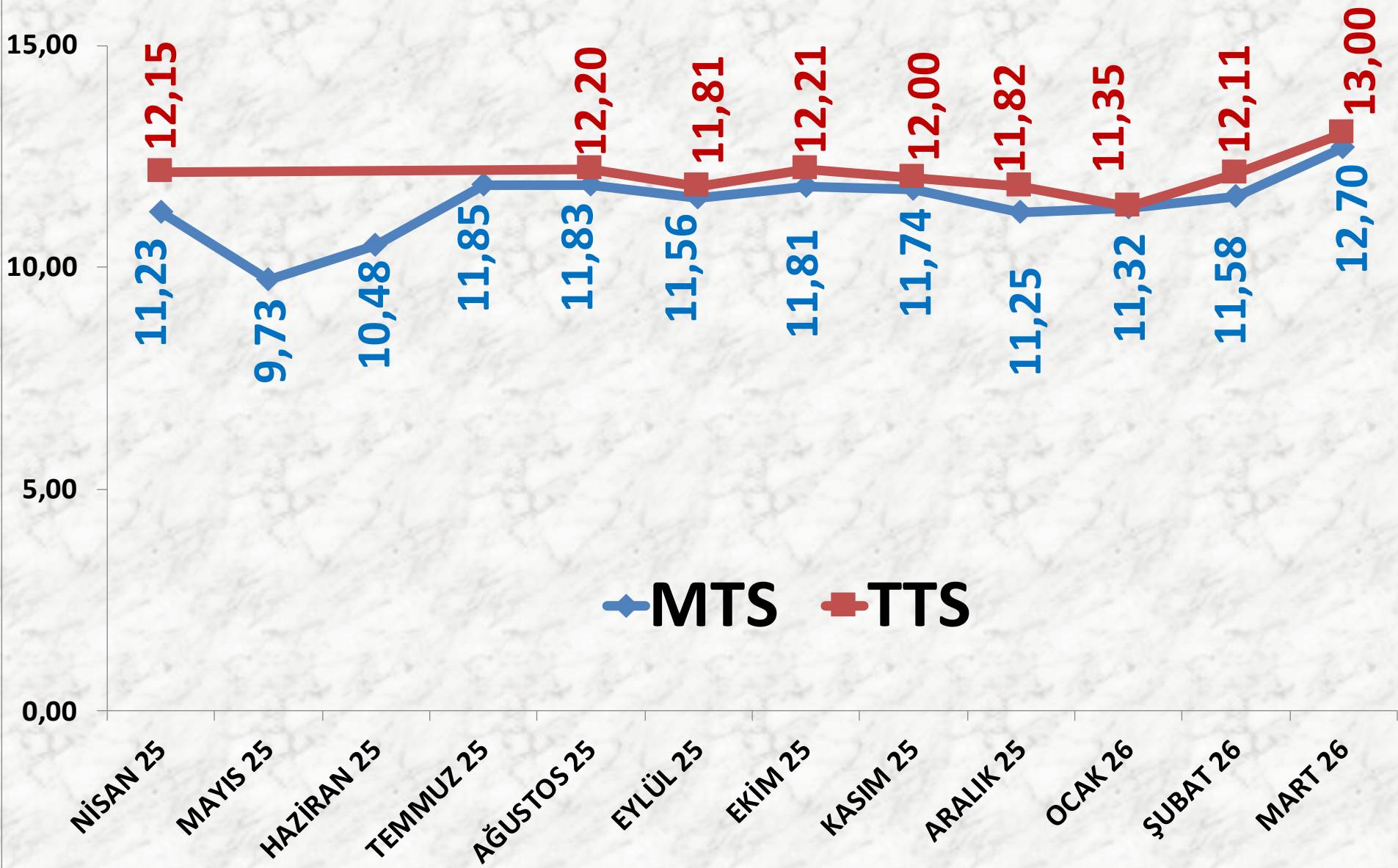
<b>İŞLEM MİKTARI TON</b>	<b>2024 MART</b>	<b>2025 MART</b>		<b>2026 MART</b>	
MTS	5.577 TON	-93%	403 TON	-52%	193 TON
TTS	612 TON	23%	749 TON	-84%	120 TON

<b>EN AZ FİYAT</b>	<b>2024 MART</b>	<b>2025 MART</b>		<b>2026 MART</b>	
MTS	5,40 TL	66%	8,98 TL	30%	11,70 TL
TTS	6,00 TL	75%	10,50 TL	24%	13,00 TL

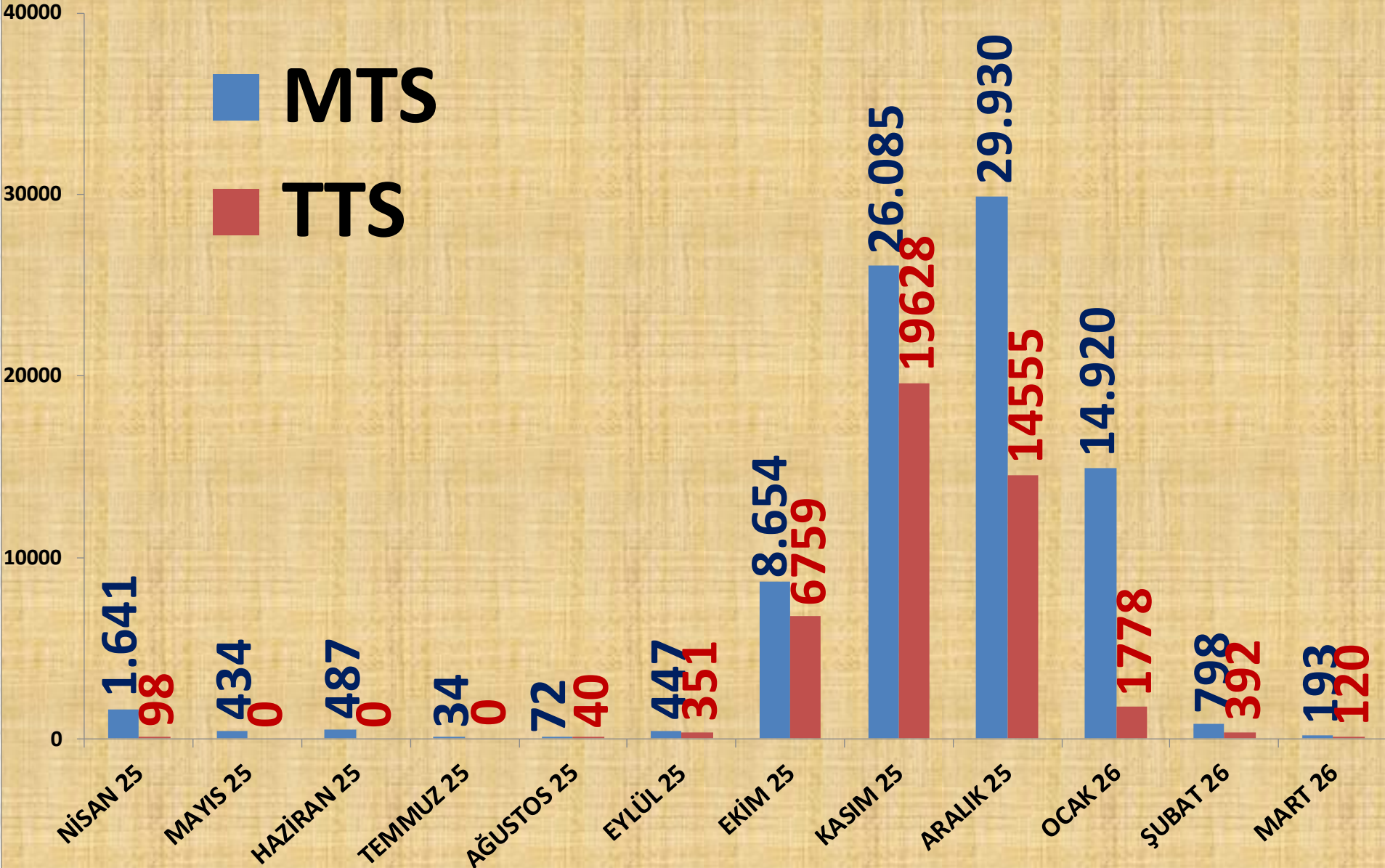
<b>EN ÇOK FİYAT</b>	<b>2024 MART</b>	<b>2025 MART</b>		<b>2026 MART</b>	
MTS	7,18 TL	49%	10,72 TL	20%	12,86 TL
TTS	7,50 TL	60%	12,00 TL	8%	13,00 TL

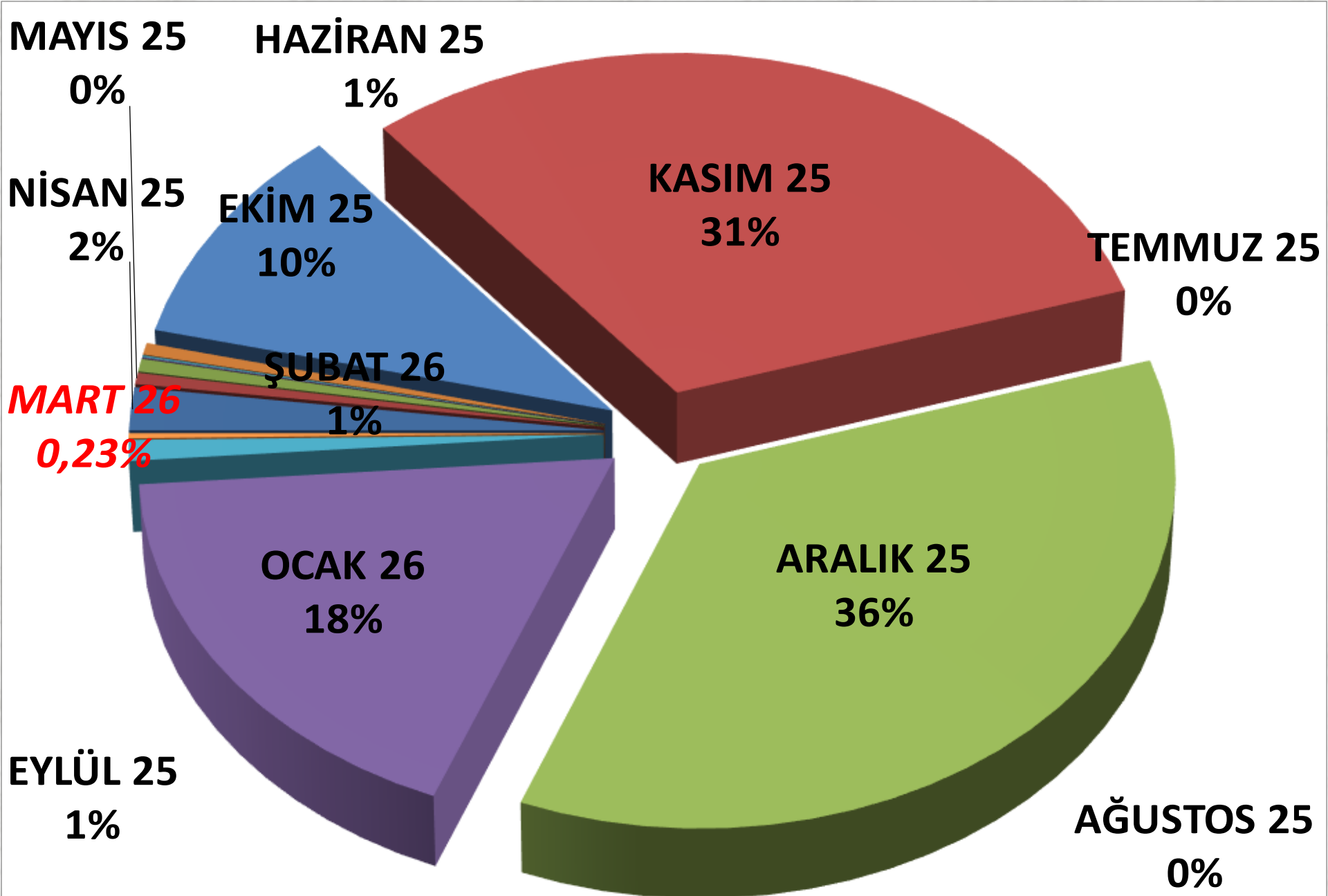
<b>ORTALAMA FİYAT</b>	<b>2024 MART</b>	<b>2025 MART</b>		<b>2026 MART</b>	
MTS	6,75 TL	46%	9,83 TL	29%	12,70 TL
TTS	7,01 TL	62%	11,36 TL	14%	13,00 TL

# AYLIK MISIR DANE FİYAT TRENDİ (TL)



# AYLIK MISIR DANE İŞLEM MİKTARI (TON)





**AYLIK MISIR DANE MTS İŞLEM MİKTARI ORANLARI**

# MISIR ÇEREZLİK

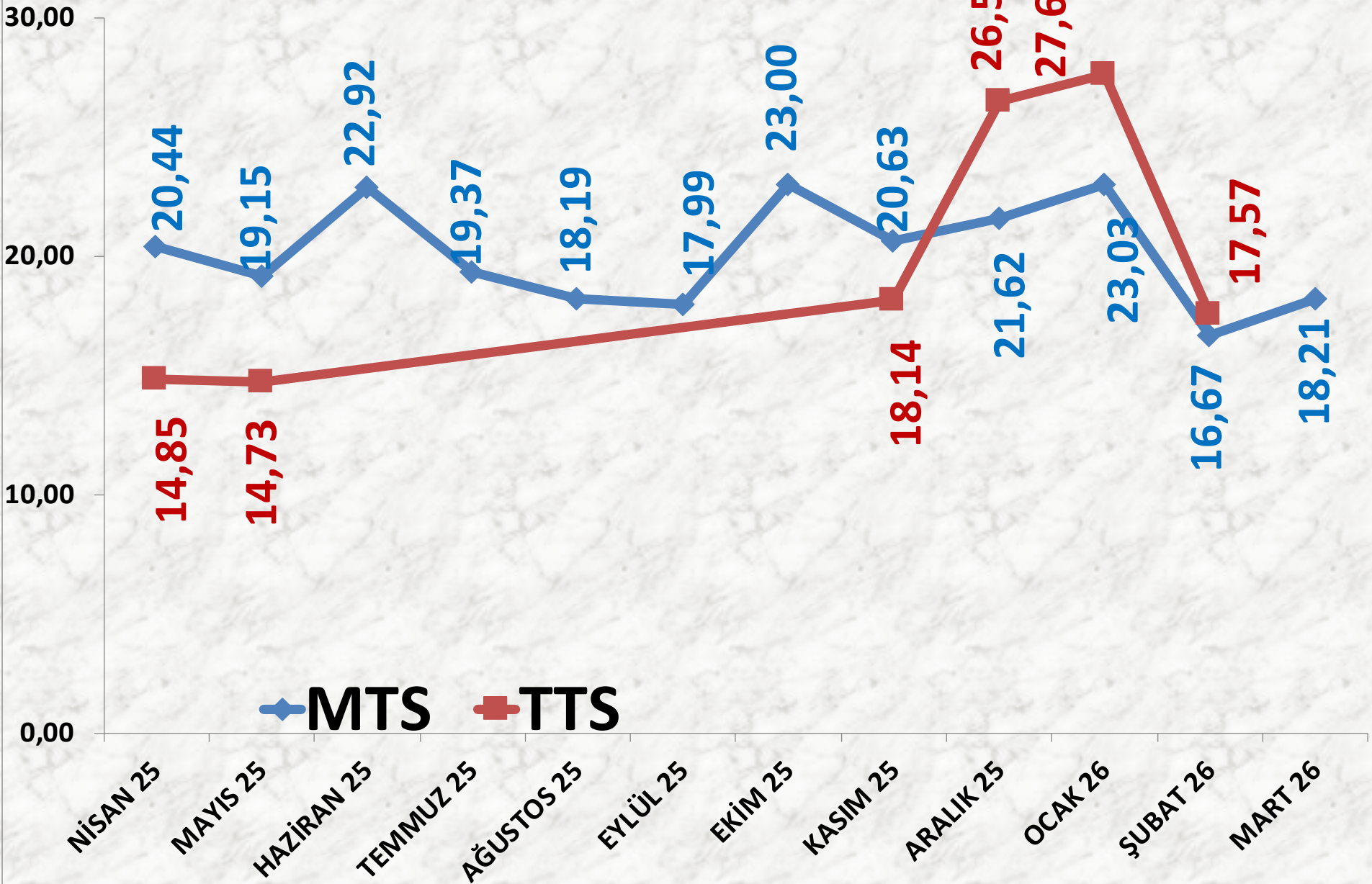
<b>İŞLEM MİKTARI TON</b>	<b>2024 MART</b>	<b>2025 MART</b>		<b>2026 MART</b>	
MTS	556 TON	29%	717 TON	-33%	482 TON
TTS	0	-	0	-	0

<b>EN AZ FİYAT</b>	<b>2023 KASIM</b>	<b>2024 KASIM</b>		<b>2025 KASIM</b>	
MTS	7,50 TL	63%	12,25 TL	44%	17,60 TL
TTS	9,30 TL	55%	14,38 TL	8%	15,60 TL

<b>EN ÇOK FİYAT</b>	<b>2024 MART</b>	<b>2025 MART</b>		<b>2026 MART</b>	
MTS	16,00 TL	44%	23,00 TL	43%	33,00 TL
TTS	-	-	-	-	-

<b>ORTALAMA FİYAT</b>	<b>2024 MART</b>	<b>2025 MART</b>		<b>2026 MART</b>	
MTS	12,05 TL	66%	19,97 TL	-9%	18,21 TL
TTS	-	-	-	-	-

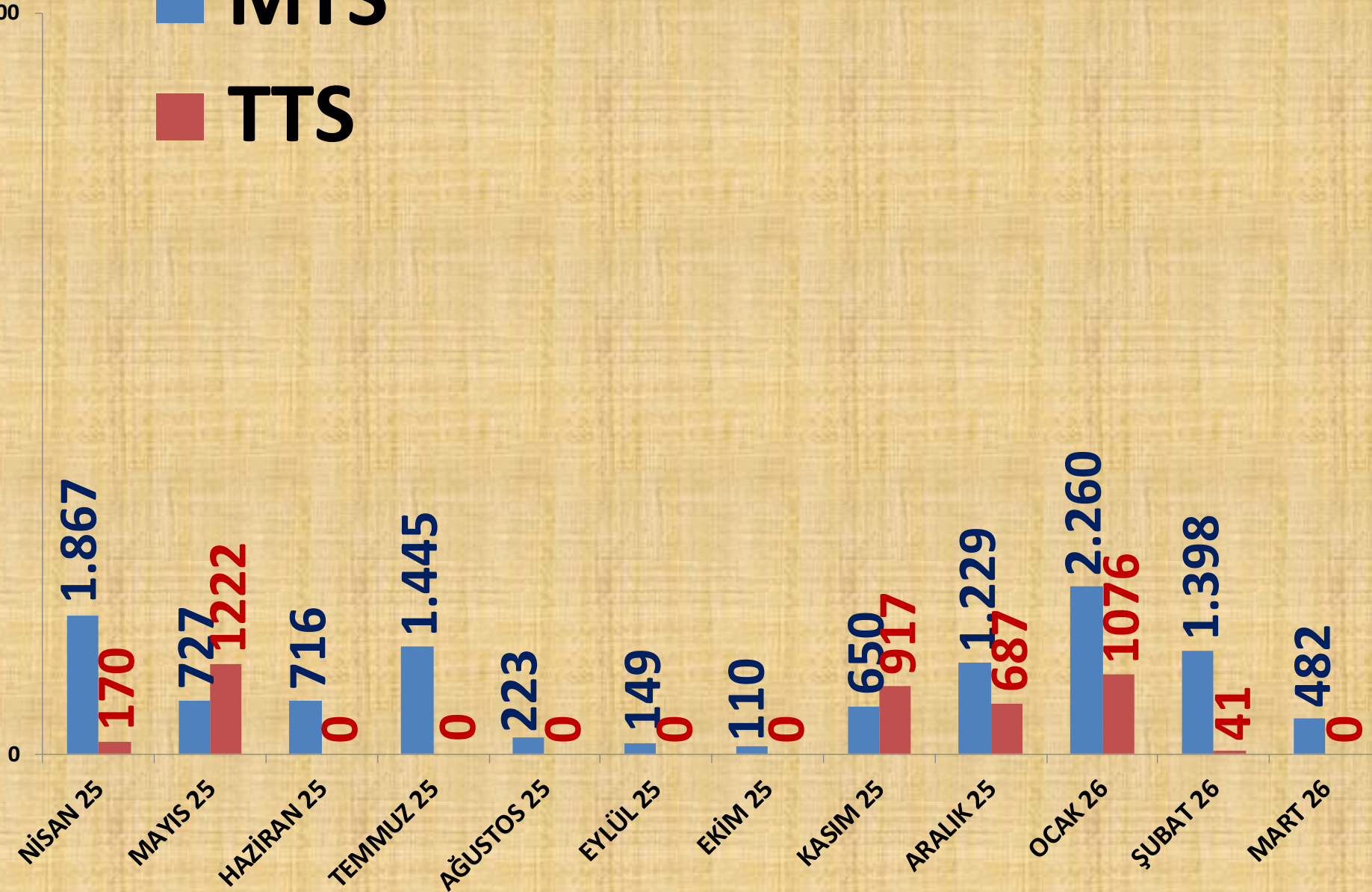
# AYLIK MISIR ÇEREZLİK FİYAT TRENDİ (TL)

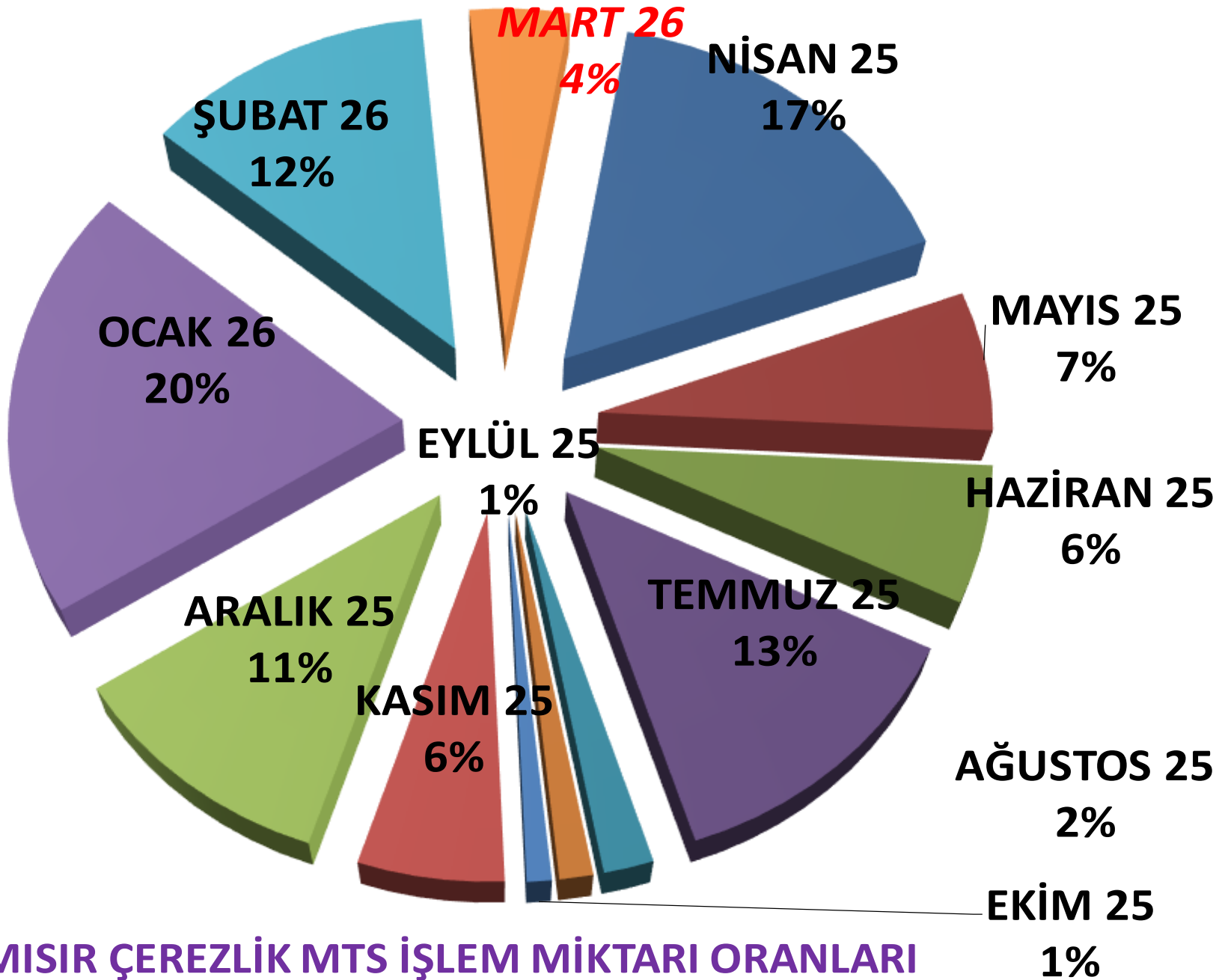


# AYLIK MISIR ÇEREZLİK İŞLEM MİKTARI (TON)

■ MTS

■ TTS





**AYLIK MISIR ÇEREZLİK MTS İŞLEM MİKTARI ORANLARI**

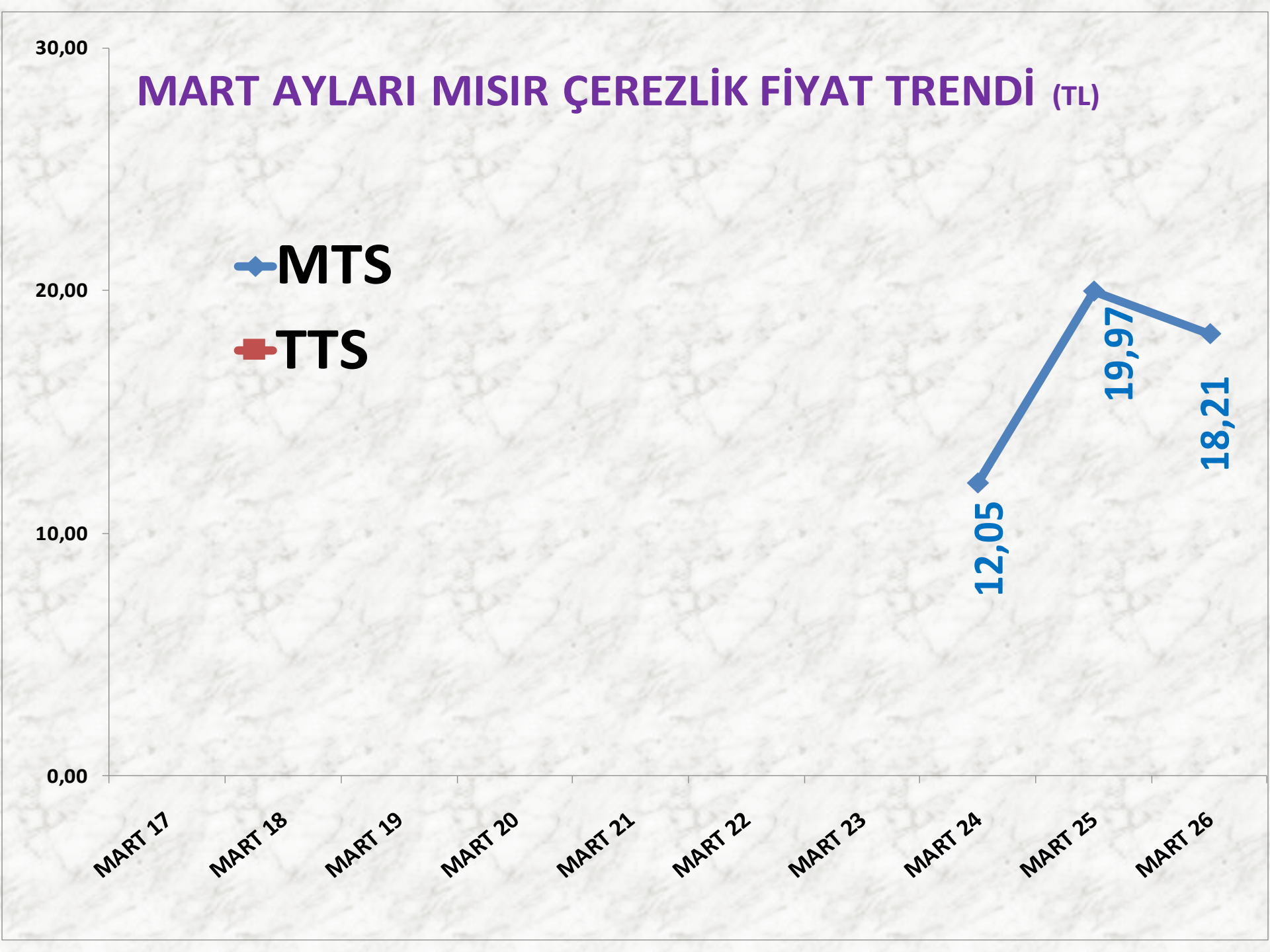
# MART AYLARI MISIR ÇEREZLİK FİYAT TRENDİ (TL)

◆ MTS  
◆ TTS

30,00  
20,00  
10,00  
0,00

MART 17 MART 18 MART 19 MART 20 MART 21 MART 22 MART 23 MART 24 MART 25 MART 26

12,05  
19,97  
18,21



■ TTS

# YILLIK MISIR DANE İŞLEM MİKTARI (TON)

■ MTS

95.433

97.576

94.951

65.041

60.627

47.834

1 NİSAN 23 -  
31 MART 24

1 NİSAN 24 -  
31 MART 25

1 NİSAN 25 -  
31 MART 26

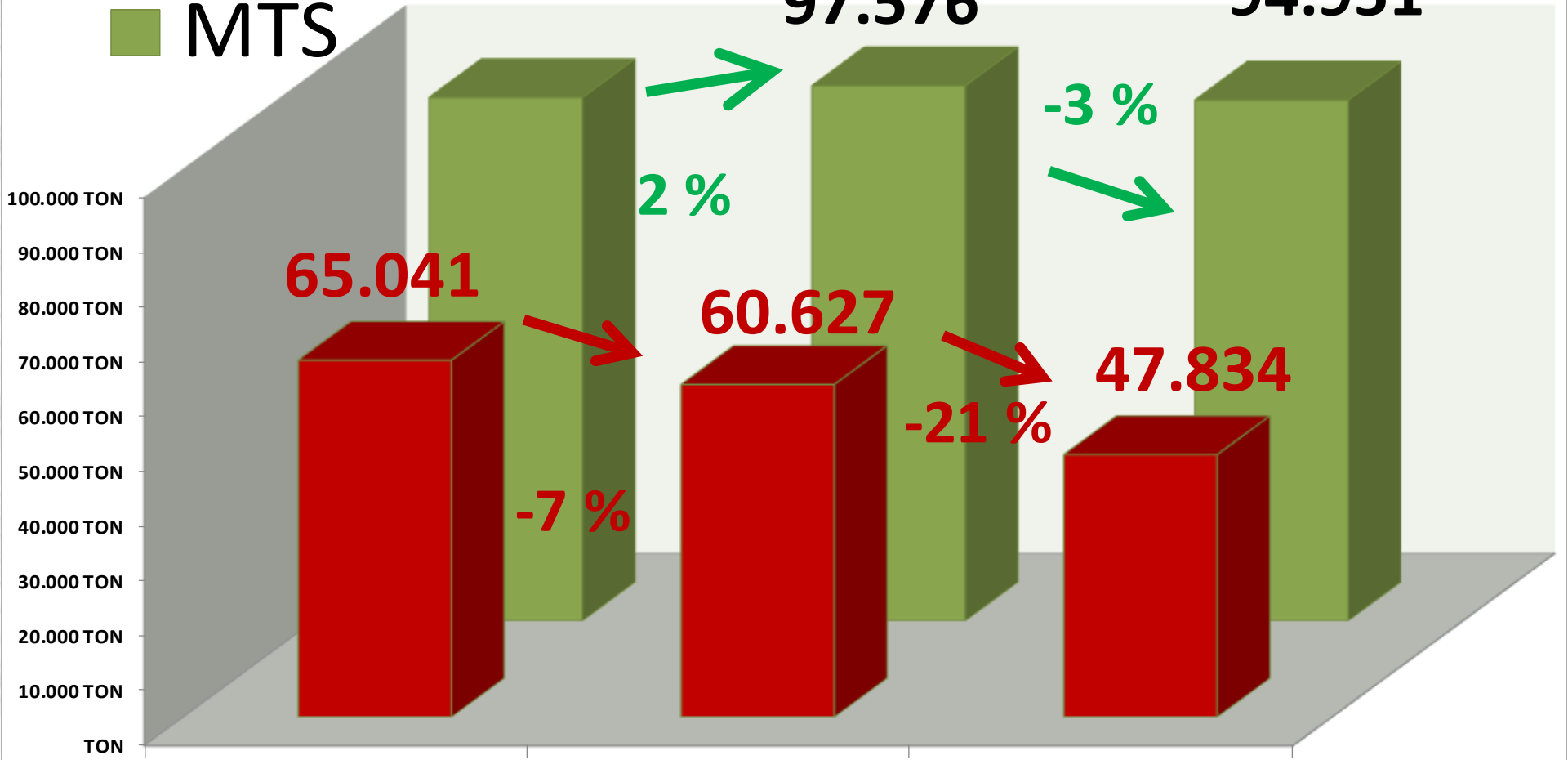
2 %

-3 %

-7 %

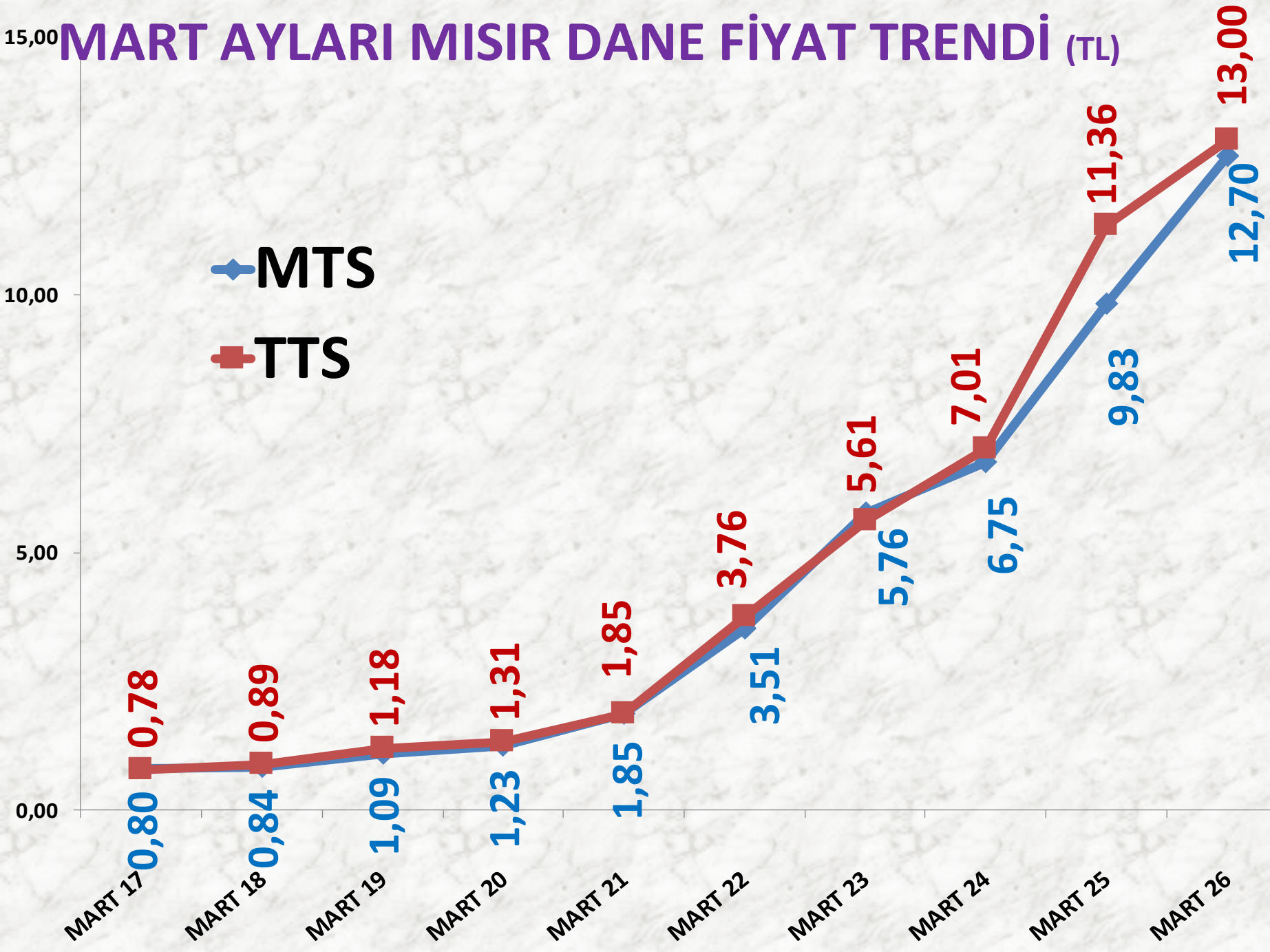
-21 %

100.000 TON  
90.000 TON  
80.000 TON  
70.000 TON  
60.000 TON  
50.000 TON  
40.000 TON  
30.000 TON  
20.000 TON  
10.000 TON  
TON



# MART AYLARI MISIR DANE FİYAT TRENDİ (TL)

◆ MTS  
■ TTS



# NOHUT

<b>İŞLEM MİKTARI TON</b>	<b>2024 MART</b>	<b>2025 MART</b>		<b>2026 MART</b>	
MTS	304 TON	8%	328 TON	141%	789 TON
TTS	269 TON	-96%	11 TON	104%	22 TON

<b>EN AZ FİYAT</b>	<b>2024 MART</b>	<b>2025 MART</b>		<b>2026 MART</b>	
MTS	19,00 TL	32%	25,00 TL	40%	35,00 TL
TTS	18,00 TL	33%	24,00 TL	-25%	18,00 TL

<b>EN ÇOK FİYAT</b>	<b>2024 MART</b>	<b>2025 MART</b>		<b>2026 MART</b>	
MTS	60,00 TL	33%	80,00 TL	45%	116,00 TL
TTS	45,00 TL	-47%	24,00 TL	150%	60,00 TL

<b>ORTALAMA FİYAT</b>	<b>2024 MART</b>	<b>2025 MART</b>		<b>2026 MART</b>	
MTS	47,69 TL	2%	48,52 TL	69%	82,24 TL
TTS	30,37 TL	-21%	24,00 TL	116%	51,92 TL

# NOHUT DOĞAL

<b>İŞLEM MİKTARI TON</b>	<b>2024 MART</b>	<b>2025 MART</b>		<b>2026 MART</b>	
MTS	102 TON	42%	144 TON	19%	173 TON
TTS	154 TON	-	0	-	20 TON

<b>EN AZ FİYAT</b>	<b>2024 MART</b>	<b>2025 MART</b>		<b>2026 MART</b>	
MTS	35,00 TL	26%	44,00 TL	36%	60,00 TL
TTS	31,50 TL	-	-	-	54,00 TL

<b>EN ÇOK FİYAT</b>	<b>2024 MART</b>	<b>2025 MART</b>		<b>2026 MART</b>	
MTS	45,20 TL	11%	50,00 TL	40%	70,00 TL
TTS	45,00 TL	-	-	-	60,00 TL

<b>ORTALAMA FİYAT</b>	<b>2024 MART</b>	<b>2025 MART</b>		<b>2026 MART</b>	
MTS	43,85 TL	6%	46,30 TL	43%	66,42 TL
TTS	39,00 TL	-	-	-	54,07 TL

# NOHUT - ELENMİŞ

<b>İŞLEM MİKTARI TON</b>	<b>2024 MART</b>	<b>2025 MART</b>		<b>2026 MART</b>	
MTS	147 TON	-2%	144 TON	317%	602 TON
TTS	0	-	0	-	0

<b>EN AZ FİYAT</b>	<b>2024 MART</b>	<b>2025 MART</b>		<b>2026 MART</b>	
MTS	54,75 TL	-7%	51,00 TL	42%	72,50 TL
TTS	-	-	-	-	-

<b>EN ÇOK FİYAT</b>	<b>2024 MART</b>	<b>2025 MART</b>		<b>2026 MART</b>	
MTS	60,00 TL	33%	80,00 TL	45%	116,00 TL
TTS	-	-	-	-	-

<b>ORTALAMA FİYAT</b>	<b>2024 MART</b>	<b>2025 MART</b>		<b>2026 MART</b>	
MTS	58,78 TL	-3%	57,18 TL	54%	87,95 TL
TTS	-	-	-	-	-

# AYLIK NOHUT FİYAT TRENDİ (TL)

◆ MTS

■ TTS

90,00

45,00

0,00

NISAN 25

MAYIS 25

HAZİRAN 25

TEMMUZ 25

AĞUSTOS 25

EYLÜL 25

EKİM 25

KASIM 25

ARALIK 25

OCAK 26

ŞUBAT 26

MART 26

53,50

55,20

58,88

58,70

46,68

54,10

71,74

73,82

78,52

79,42

72,43

82,24

44,00

24,83

53,19

16,24

31,10

22,45

22,36

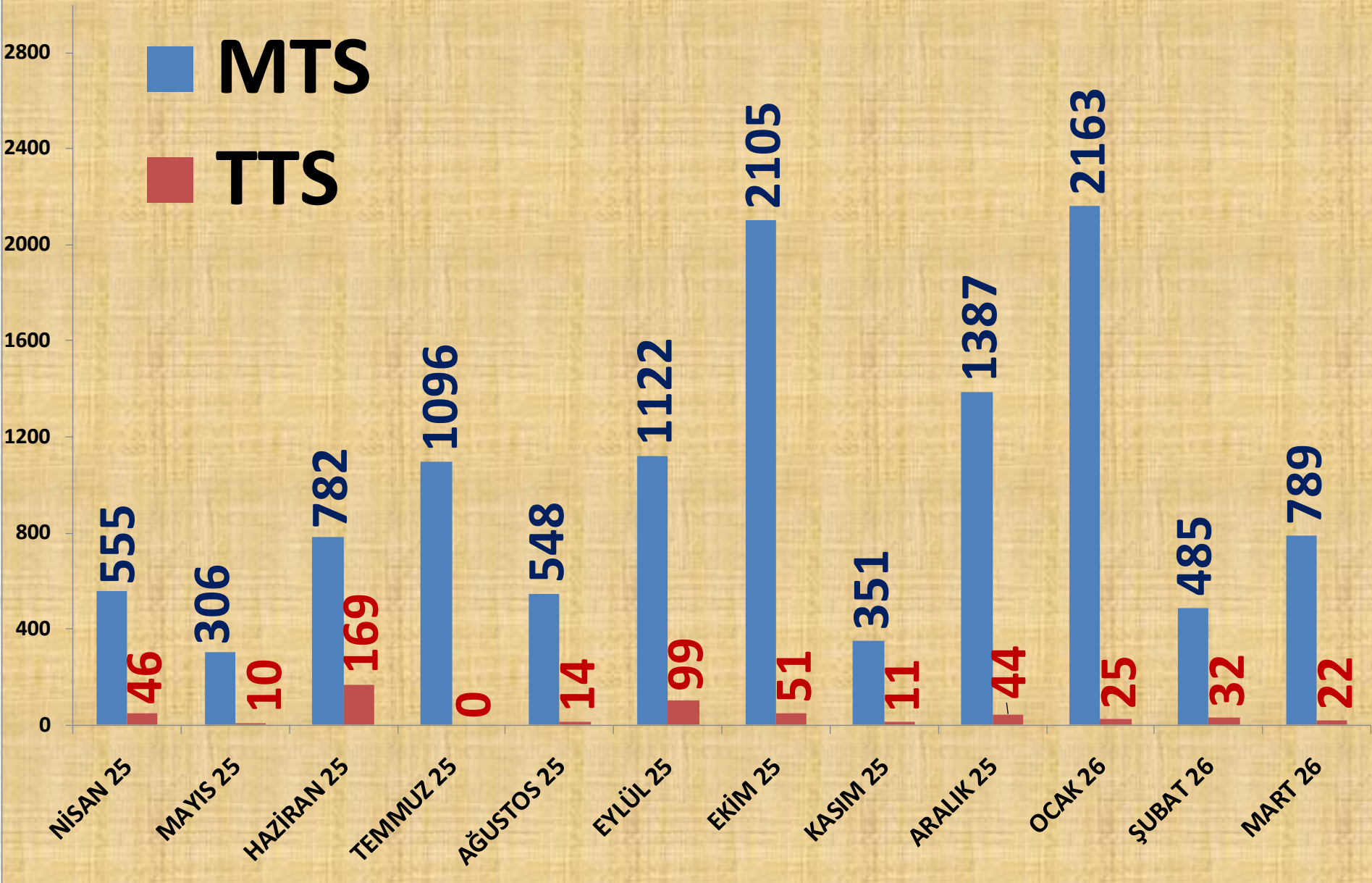
20,09

40,00

26,09

51,92

# AYLIK NOHUT İŞLEM MİKTARI (TON)



ŞUBAT 26  
4%

NİSAN 25  
5%

MAYIS 25  
3%

HAZİRAN 25  
7%

OCAK 26  
18%

TEMMUZ 25  
9%

MART 26  
7%

AĞUSTOS 25  
5%

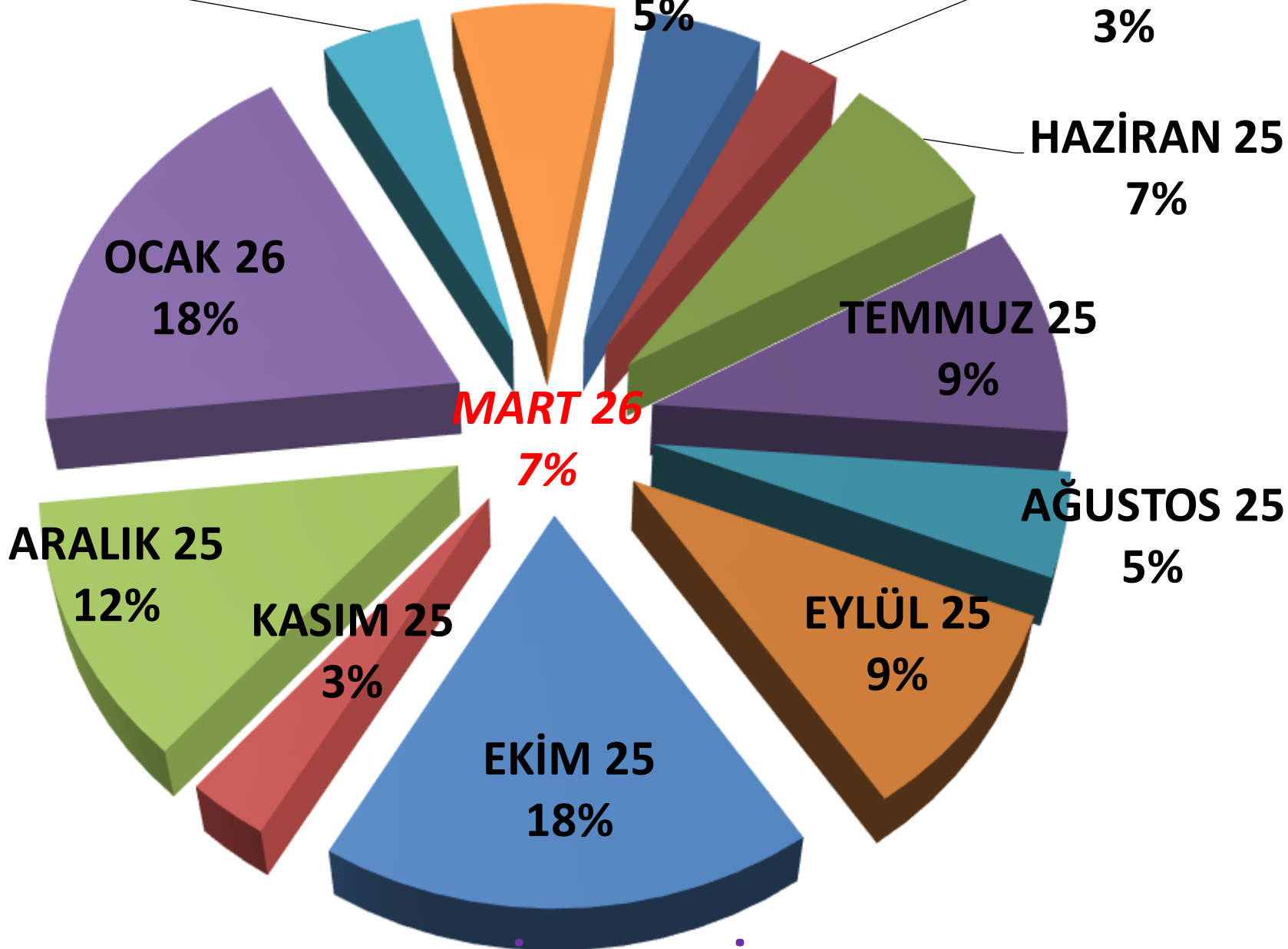
ARALIK 25  
12%

KASIM 25  
3%

EYLÜL 25  
9%

EKİM 25  
18%

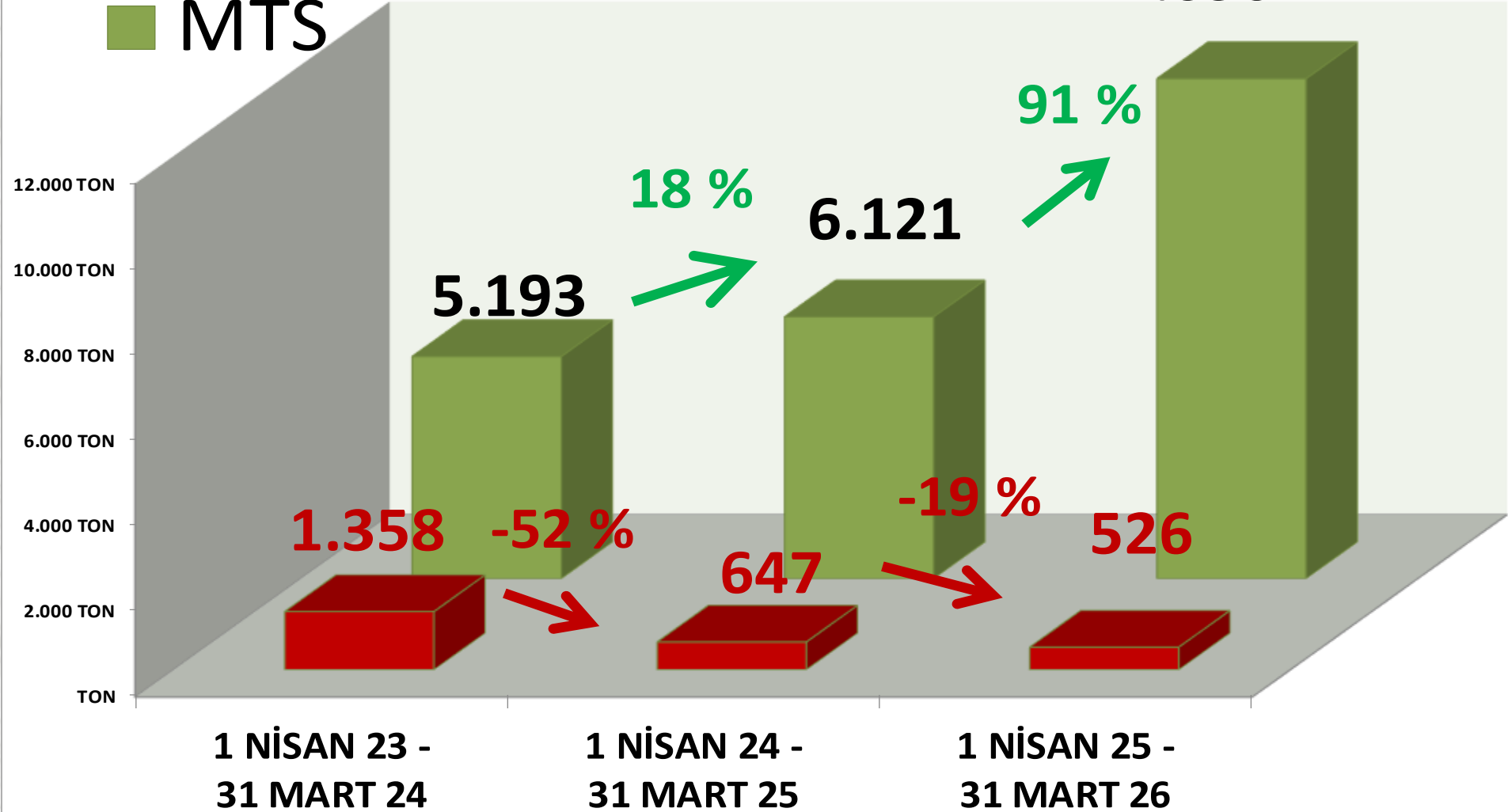
## AYLIK NOHUT MTS İŞLEM MİKTARI ORANLARI



■ TTS  
■ MTS

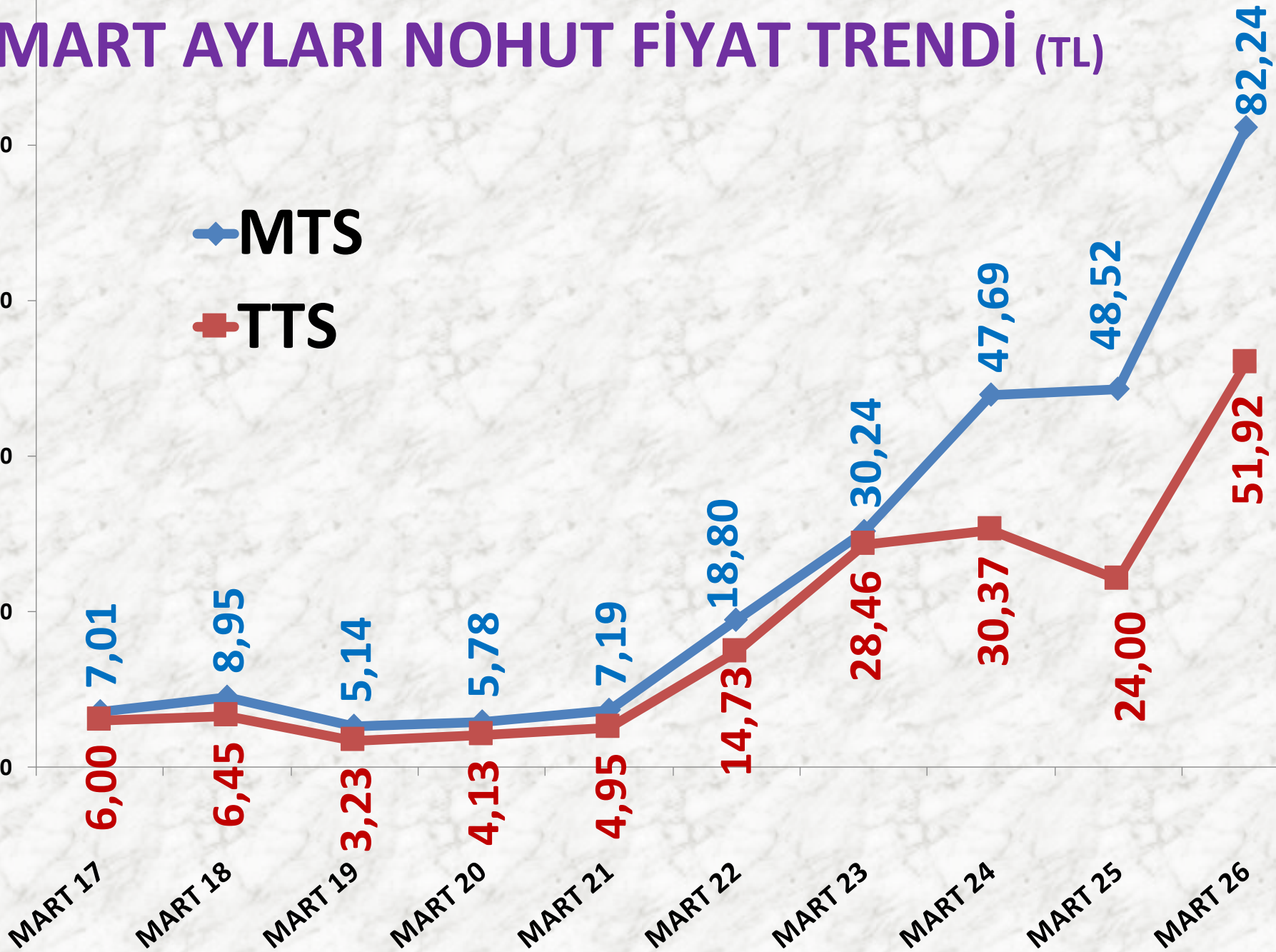
# YILLIK NOHUT İŞLEM MİKTARI (TON)

11.690



# MART AYLARI NOHUT FİYAT TRENDİ (TL)

◆ MTS  
■ TTS



# BEYAZ LEBLEBİ

## LEBLEBİ BEYAZ 8,50 mm

İŞLEM MİKTARI TON	2024 MART	2025 MART		2026 MART	
	TTS	0	-	6 TON	259%

## LEBLEBİ BEYAZ 9 mm

İŞLEM MİKTARI TON	2024 MART	2025 MART		2026 MART	
	TTS	78 TON	-91%	7 TON	455%

# BEYAZ LEBLEBİ

## LEBLEBİ BEYAZ 9 + 9,50 mm

İŞLEM MİKTARI TON	2024 MART	2025 MART		2026 MART	
TTS	69 TON	-4%	66 TON	-14%	57 TON

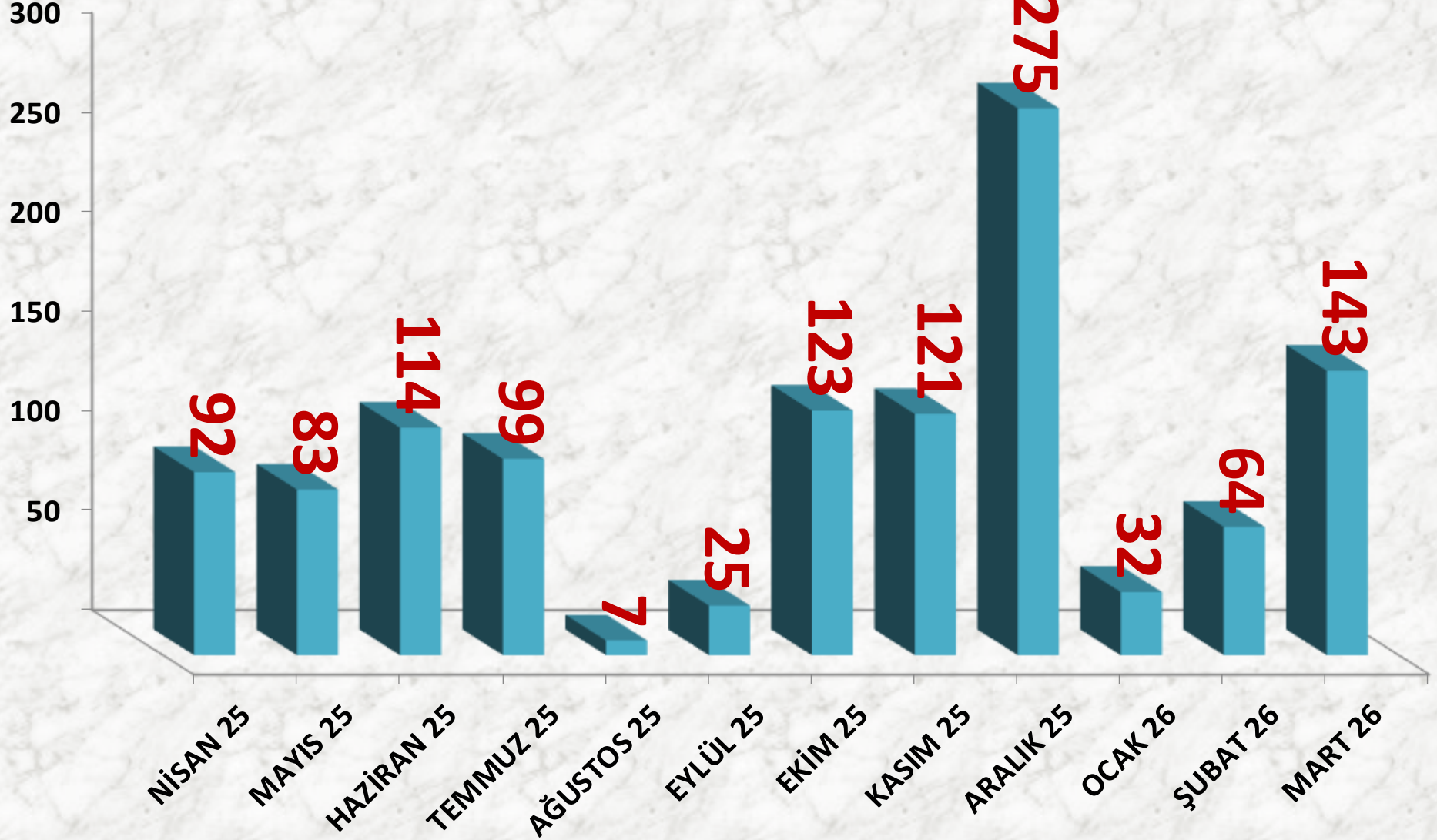
## LEBLEBİ ELENTİ (Beyaz)

İŞLEM MİKTARI TON	2024 MART	2025 MART		2026 MART	
TTS	26 TON	-98%	1 TON	4164%	24 TON

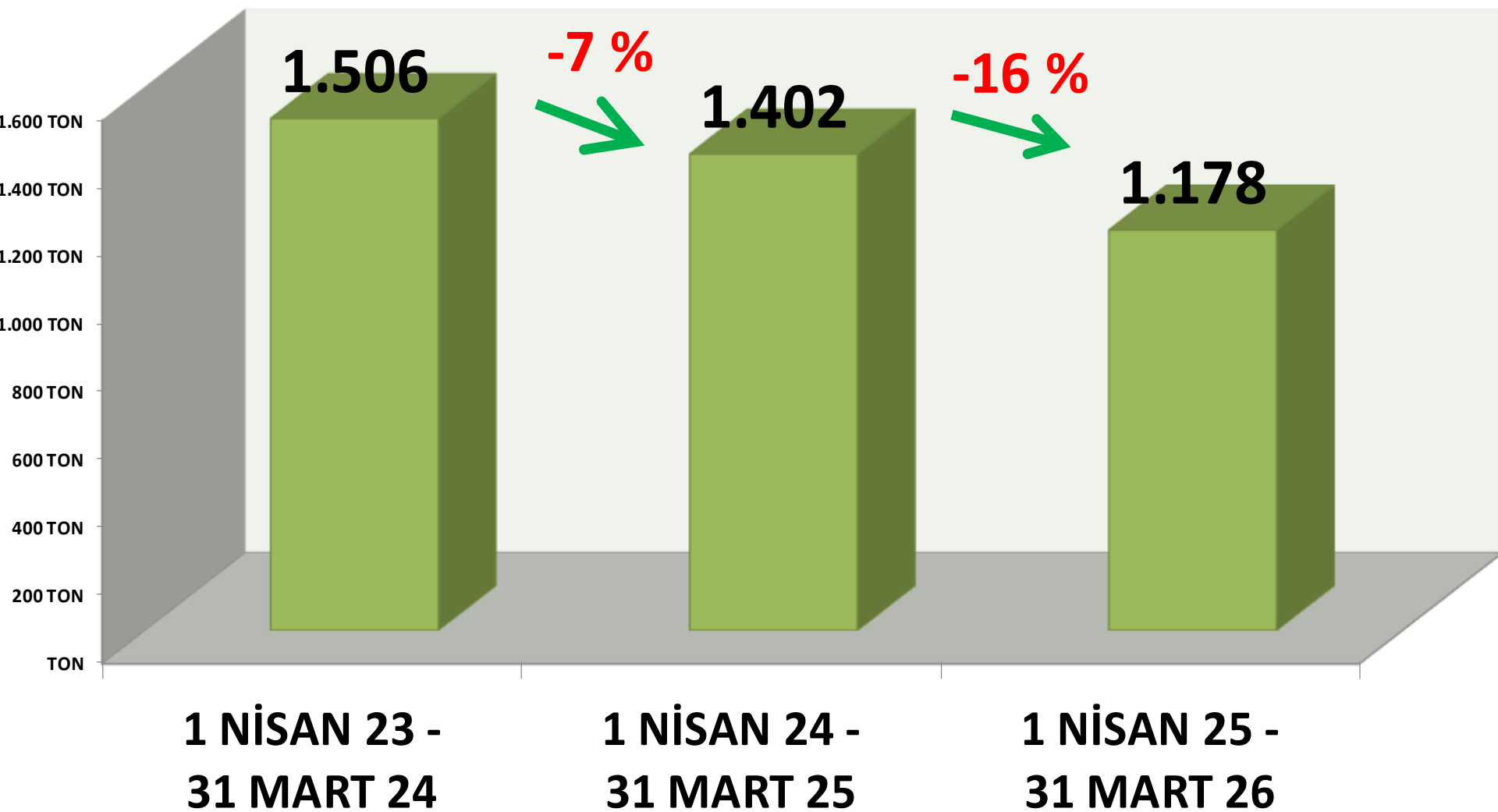
## LEBLEBİ BEYAZ TOPLAM

İŞLEM MİKTARI TON	2024 MART	2025 MART		2026 MART	
TTS	<u>173 TON</u>	-53%	<u>80 TON</u>	78%	<u>143 TON</u>

# Leblebi Beyaz İşlem Miktarı (Ton)



# YILLIK TOPLAM BEYAZ LEBLEBİ İŞLEM MİKTARI (TON)



## LEBLEBİ BEYAZ 8,50 mm FİYATLARI

FİYAT	2024 MART	2025 MART		2026 MART	
EN AZ	-	-	82,00 TL	22%	100,00 TL
EN ÇOK	-	-	90,00 TL	33%	120,00 TL
ORTALAMA	-	-	84,54 TL	29%	109,19 TL

## LEBLEBİ BEYAZ 9 mm FİYATLARI

FİYAT	2024 MART	2025 MART		2026 MART	
EN AZ	91,80 TL	32%	121,00 TL	26%	152,00 TL
EN ÇOK	105,00 TL	36%	142,58 TL	61%	230,00 TL
ORTALAMA	96,19 TL	32%	126,62 TL	33%	168,05 TL

## LEBLEBİ BEYAZ 9 + 9,50 mm FİYATLARI

FİYAT	2024 MART	2025 MART		2026 MART	
EN AZ	78,00 TL	17%	91,00 TL	33%	120,79 TL
EN ÇOK	90,00 TL	33%	120,00 TL	25%	150,00 TL
ORTALAMA	81,03 TL	32%	106,62 TL	24%	132,00 TL

## LEBLEBİ ELENTİ (Beyaz) Fiyatları

ORTALAMA FİYAT	2024 MART	2025 MART		2026 MART	
	13,47 TL	345%	60,00 TL	-71%	17,45 TL

# SARI LEBLEBİ

## LEBLEBİ SARI 9 mm

İŞLEM MİKT. TON	2024 MART	2025 MART		2026 MART	
TTS	41 TON	59%	65 TON	20%	78 TON

## LEBLEBİ SARI 9,50 mm

İŞLEM MİKT. TON	2024 MART	2025 MART		2026 MART	
TTS	1 TON	16532%	166 TON	-59%	68 TON

## LEBLEBİ SARI 9,75 mm

İŞLEM MİKT. TON	2024 MART	2025 MART		2026 MART	
TTS	234 TON	-74%	61 TON	-24%	46 TON

## LEBLEBİ SARI 10 mm

İŞLEM MİKT. TON	2024 MART	2025 MART		2026 MART	
TTS	28 TON	-85%	4 TON	3634%	161 TON

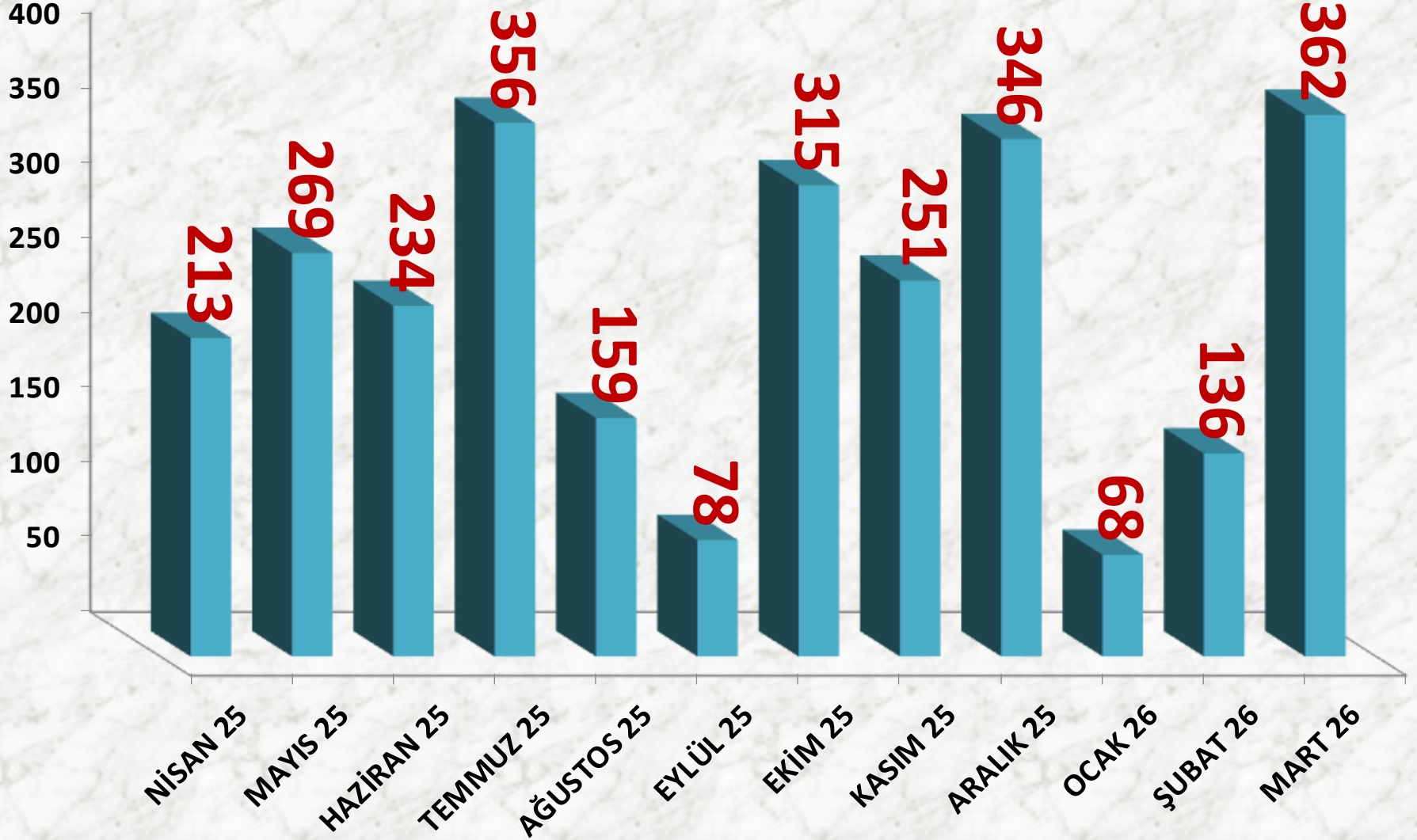
## LEBLEBİ KALBURALTI (SARI)

İŞLEM MİKT. TON	2024 MART	2025 MART		2026 MART	
TTS	7 TON	312%	28 TON	-69%	9 TON

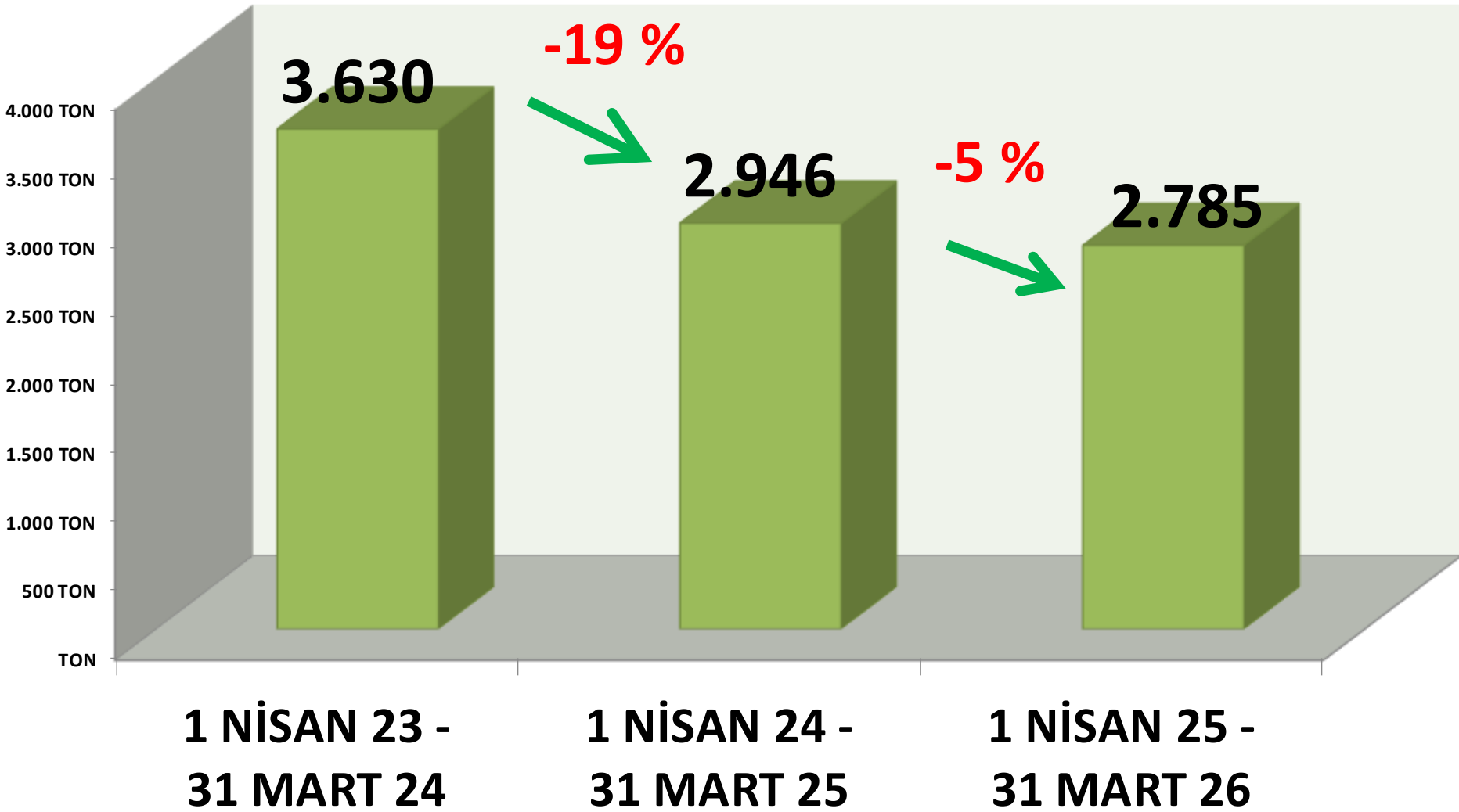
## LEBLEBİ SARI TOPLAM

İŞLEM MİKT. TON	2024 MART	2025 MART		2026 MART	
TTS	<u>310 TON</u>	5%	<u>325 TON</u>	11%	<u>362 TON</u>

# Leblebi Sarı İşlem Miktarı (Ton)



# YILLIK TOPLAM SARI LEBLEBİ İŞLEM MİKTARI (TON)



## LEBLEBİ SARI 9 mm FİYATLARI

	2024 MART	2025 MART		2026 MART	
EN AZ	54,00 TL	16%	62,75 TL	31%	82,50 TL
EN ÇOK	70,00 TL	14%	80,00 TL	25%	100,00 TL
ORTALAMA	64,52 TL	2%	66,01 TL	44%	95,21 TL

## LEBLEBİ SARI 9,50 mm FİYATLARI

	2024 MART	2025 MART		2026 MART	
EN AZ	77,50 TL	5%	81,50 TL	25%	102,00 TL
EN ÇOK	77,50 TL	27%	98,07 TL	22%	120,00 TL
ORTALAMA	77,50 TL	14%	88,55 TL	25%	110,92 TL

## LEBLEBİ SARI 9,75 mm FİYATLARI

	2024 MART	2025 MART		2026 MART	
EN AZ	81,00 TL	27%	103,00 TL	21%	125,00 TL
EN ÇOK	90,00 TL	33%	120,00 TL	25%	150,00 TL
ORTALAMA	84,00 TL	27%	106,67 TL	28%	136,41 TL

## LEBLEBİ SARI 10 mm FİYATLARI

	2024 MART	2025 MART		2026 MART	
EN AZ	92,00 TL	32%	121,00 TL	24%	150,40 TL
EN ÇOK	100,00 TL	49%	148,52 TL	41%	210,00 TL
ORTALAMA	93,35 TL	36%	127,09 TL	32%	167,64 TL

## LEBLEBİ KALBURALTI (SARI) FİYATLARI

	2024 MART	2025 MART		2026 MART	
ORTALAMA FİYAT	41,98 TL	2%	42,83 TL	42%	61,00 TL

# YILLIK YURTIÇI TOPLAM LEBLEBİ İŞLEM MİKTARI

<b>MIKTAR</b>	<b>1 NİSAN 23 - 31 MART 24</b>	<b>1 NİSAN 24 - 31 MART 25</b>		<b>1 NİSAN 25 - 31 MART 26</b>	
<b>SARI</b>	<b>3.630 TON</b>	<b>-19%</b>	<b>2.946 TON</b>	<b>-5%</b>	<b>2.785 TON</b>
<b>BEYAZ</b>	<b>1.506 TON</b>	<b>-7%</b>	<b>1.402 TON</b>	<b>-16%</b>	<b>1.178 TON</b>
<b>KAPL.+KIRIK</b>	<b>1.919 TON</b>	<b>-12%</b>	<b>1.689 TON</b>	<b>-1%</b>	<b>1.664 TON</b>
<b>LEBLEBİ TOPLAM</b>	<b>7.055 TON</b>	<b>-14%</b>	<b>6.037 TON</b>	<b>-7%</b>	<b>5.627 TON</b>

# YILLIK TOPLAM TTS LEBLEBİ TESCİLİ



KAPL. + KIRIK

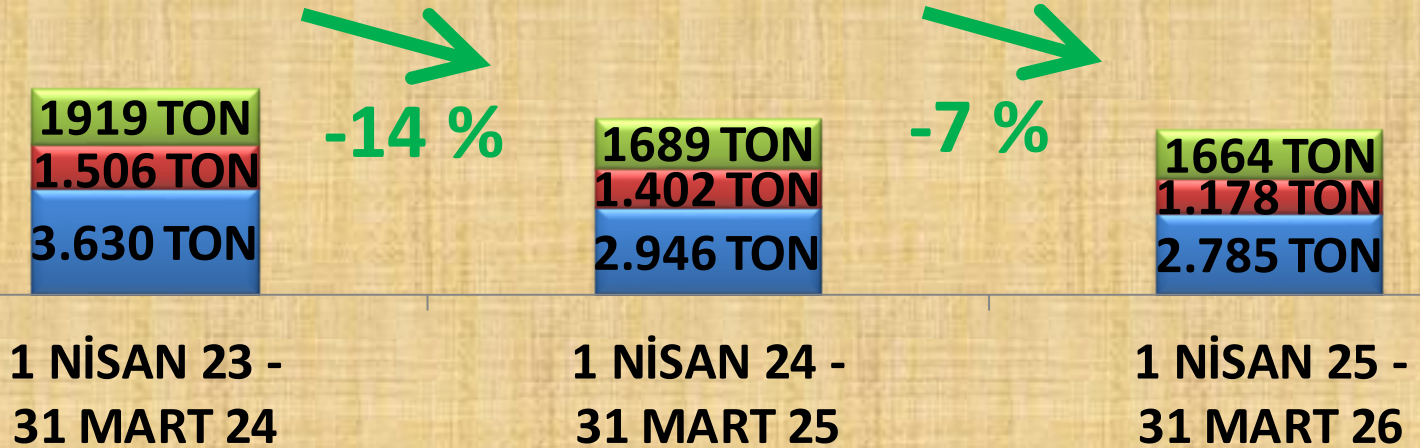


BEYAZ



SARI

40.000 TON  
35.000 TON  
30.000 TON  
25.000 TON  
20.000 TON  
15.000 TON  
10.000 TON  
5.000 TON  
TON



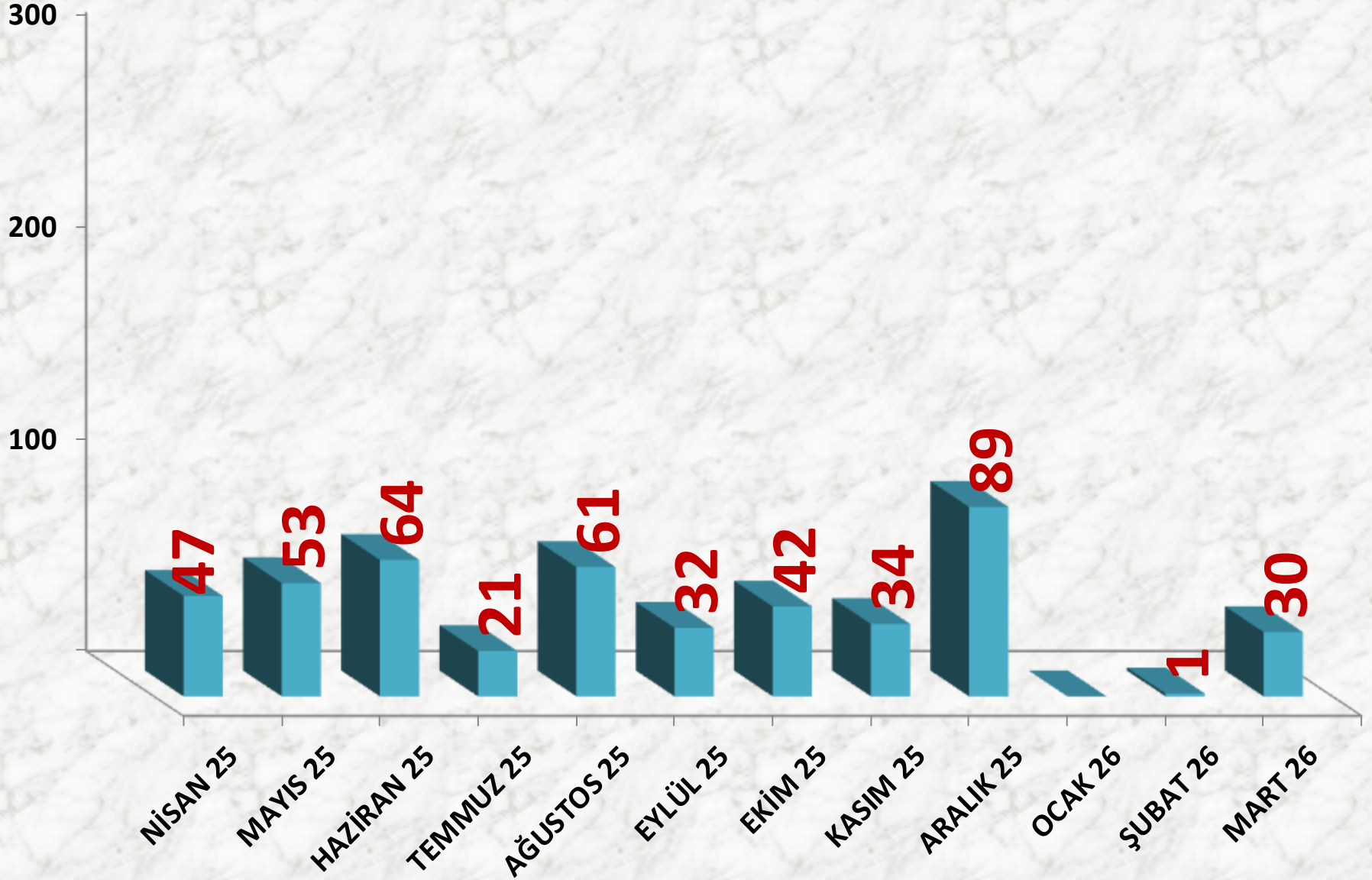
# LEBLEBİ İHRACAT MİKTARLARI

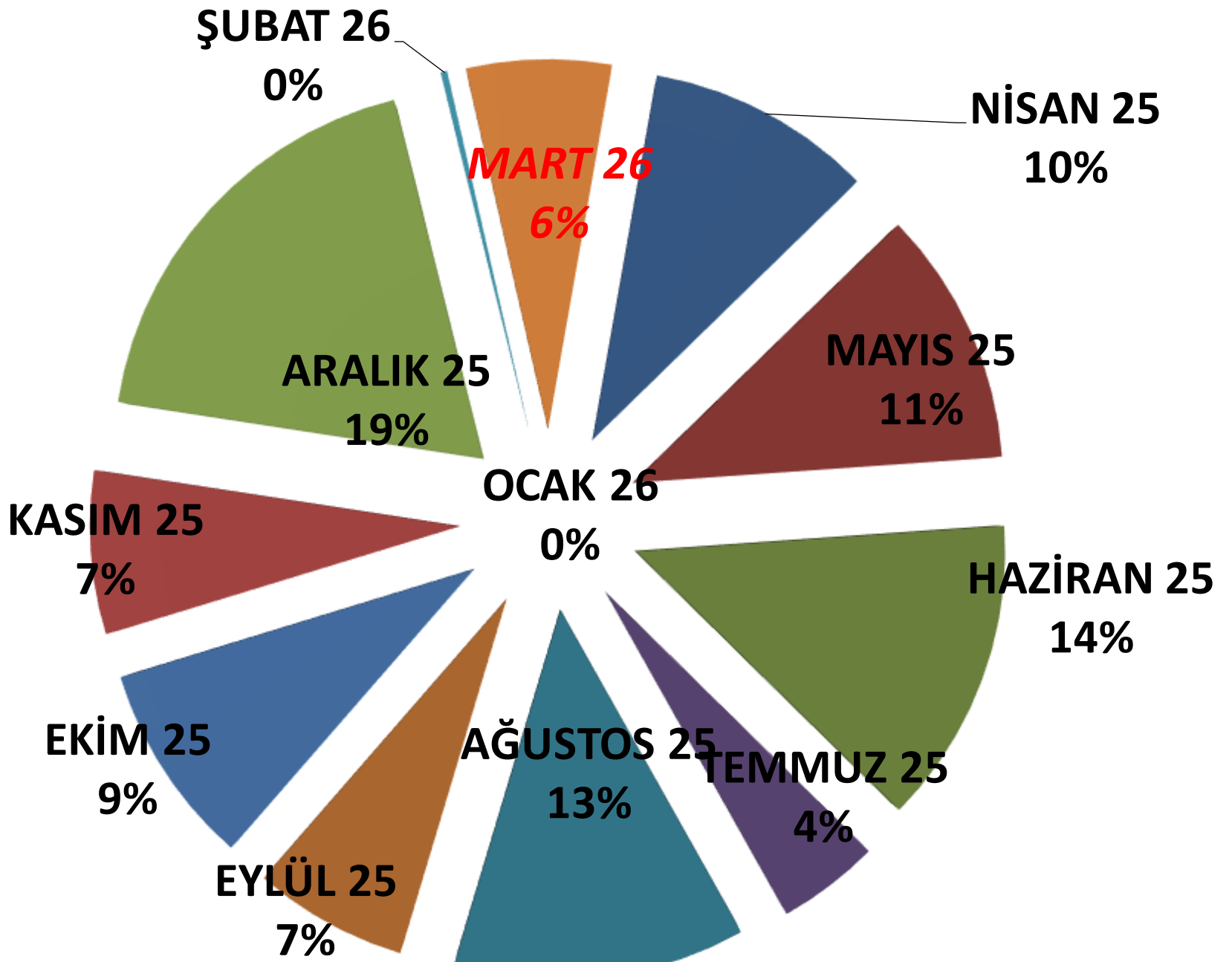
2024 MART	
SARI LEBLEBİ	-
BEYAZ LEBLEBİ	29.805 kg.
KAPLAMALI LEBLEBİ	-
KIRIK LEBLEBİ	-
LEBLEBİ UNU	-
LEBLEBİ KALBURALTI	-
TOPLAM	29.805 kg.

2025 MART	
SARI LEBLEBİ	59.940 kg.
BEYAZ LEBLEBİ	-
KAPLAMALI LEBLEBİ	-
KIRIK LEBLEBİ	-
LEBLEBİ UNU	-
LEBLEBİ KALBURALTI	-
TOPLAM	59.940 kg.

2026 MART	
SARI LEBLEBİ	27.200 kg.
BEYAZ LEBLEBİ	1.500 kg.
KAPLAMALI LEBLEBİ	1.500 kg.
KIRIK LEBLEBİ	-
LEBLEBİ UNU	-
LEBLEBİ KALBURALTI	-
TOPLAM	30.200 kg.

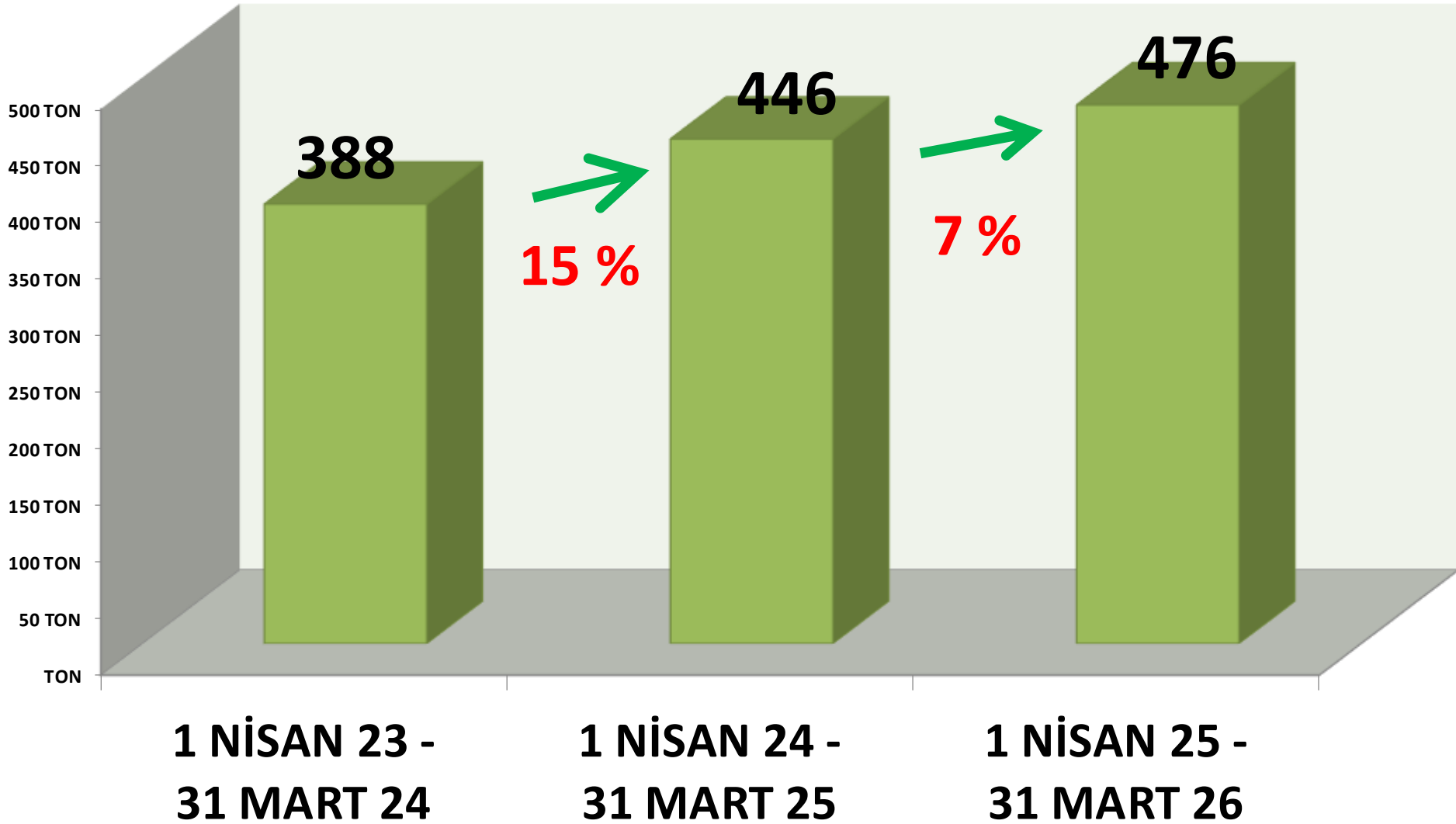
# Leblebi İhracat (Ton)





## AYLIK LEBLEBİ İHR. İŞLEM MİKTARI ORANLARI

# YILLIK TOPLAM LEBLEBİ İHRACAT MİKTARI (TON)



# AYÇEKİRDEĞİ

İŞLEM MİKTARI TON	2024 MART	2025 MART		2026 MART	
MTS	1.756 TON	51%	2.659 TON	-20%	2.117 TON
TTS	951 TON	93%	1.833 TON	-5%	1.737 TON

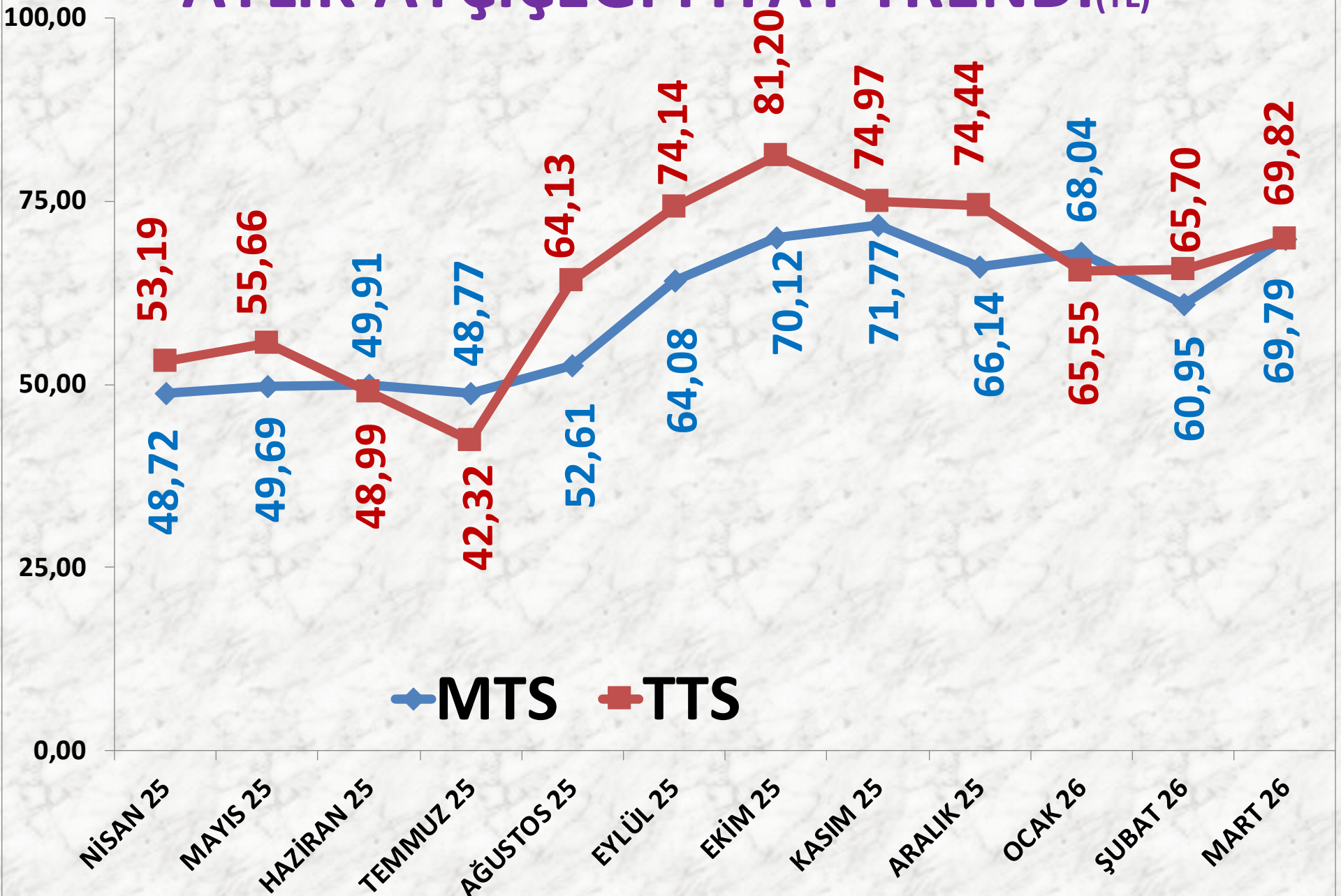
## AYÇİÇEĞİ FİYATLARI

EN AZ FİYAT	2024 MART	2025 MART		2026 MART	
MTS	27,55 TL	-24%	21,00 TL	106%	43,20 TL
TTS	29,00 TL	-7%	27,00 TL	56%	42,00 TL

EN ÇOK FİYAT	2024 MART	2025 MART		2026 MART	
MTS	108,30 TL	-10%	96,94 TL	10%	106,50 TL
TTS	81,57 TL	-2%	80,00 TL	85%	148,00 TL

ORTALAMA FİYAT	2024 MART	2025 MART		2026 MART	
MTS	46,82 TL	-9%	42,67 TL	64%	69,79 TL
TTS	44,01 TL	26%	55,62 TL	26%	69,82 TL

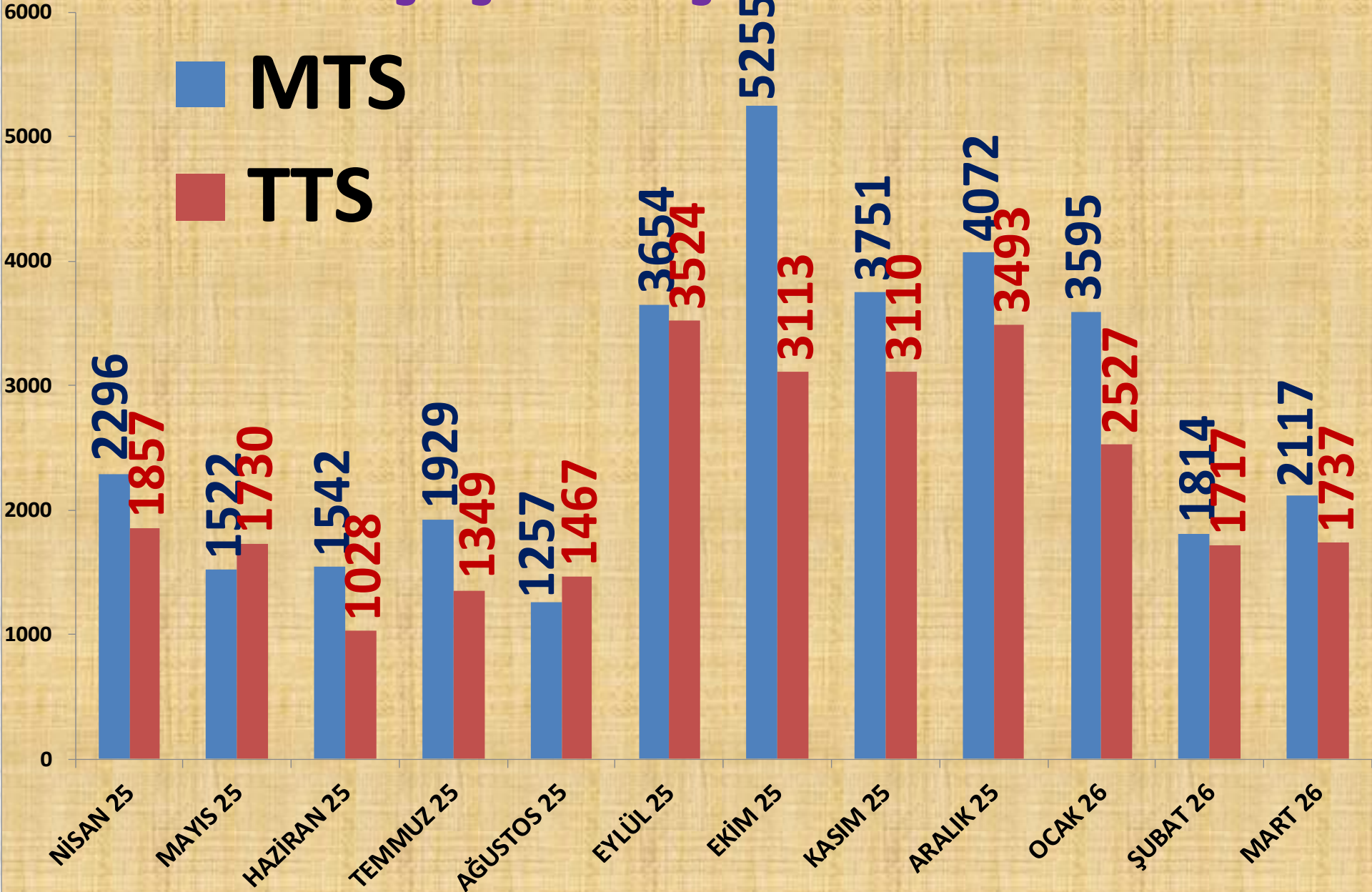
# AYLIK AYÇİÇEĞİ FİYAT TRENDİ (TL)

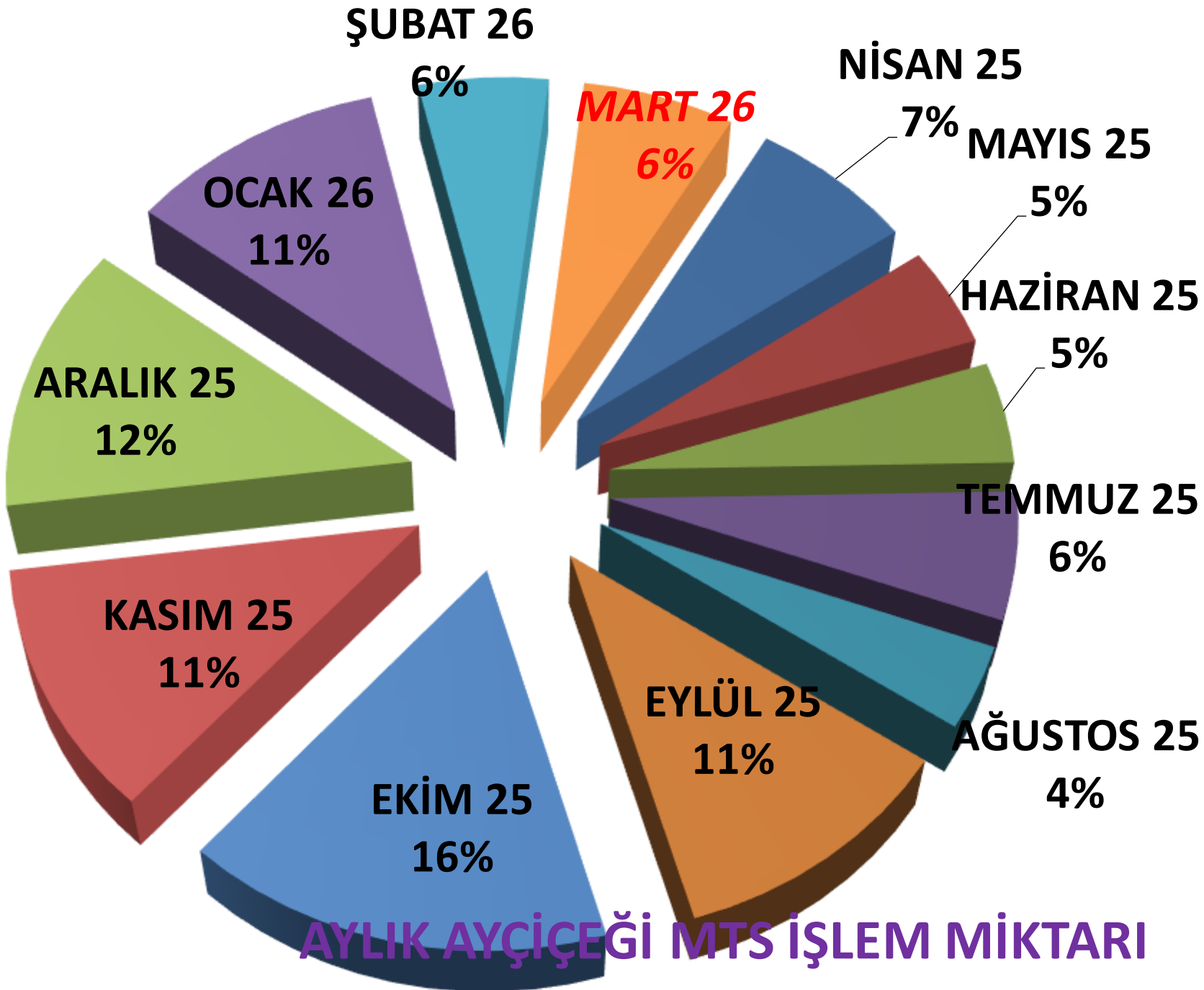


# AYLIK AYÇİÇEĞİ İŞLEM MİKTARI (TON)

■ MTS

■ TTS

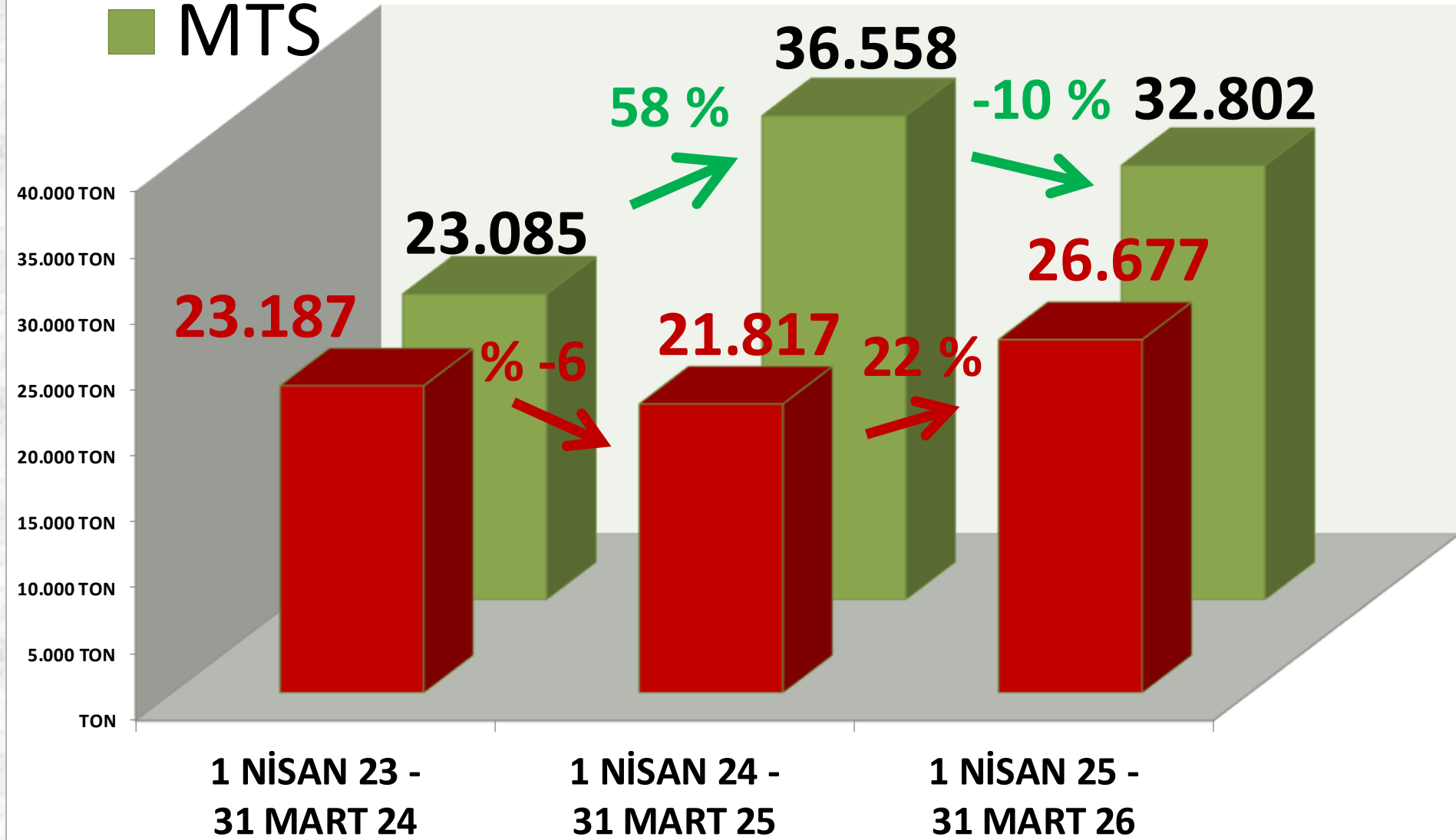




**AYLIK AYÇİÇEĞİ MTS İŞLEM MİKTARI ORANLARI**

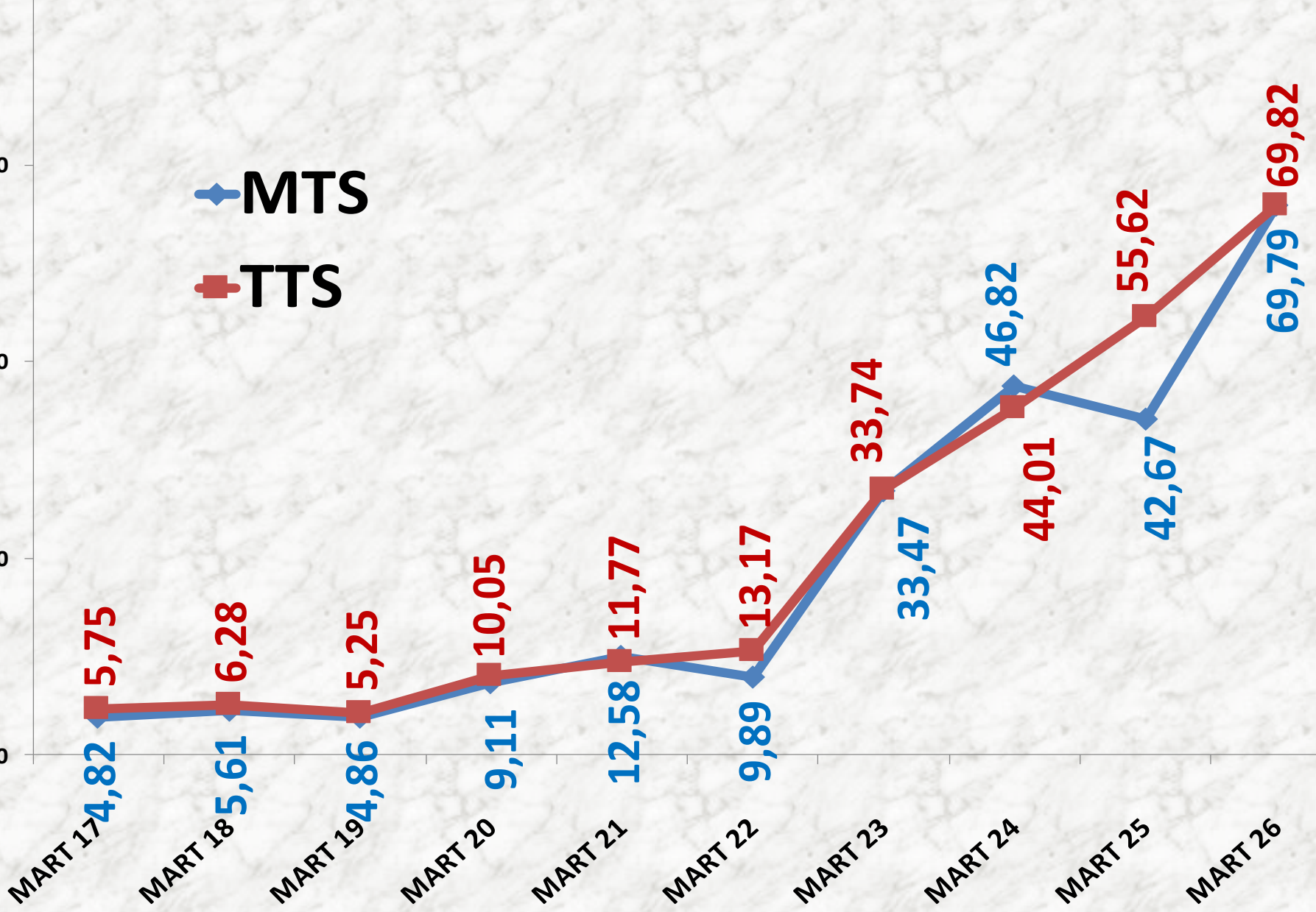
# ■ TTS YILLIK AYÇİÇEĞİ İŞLEM MİKTARI (TON)

■ MTS




# MART AYLARI AYÇİÇEĞİ FİYAT TRENDİ (TL)

◆ MTS  
■ TTS

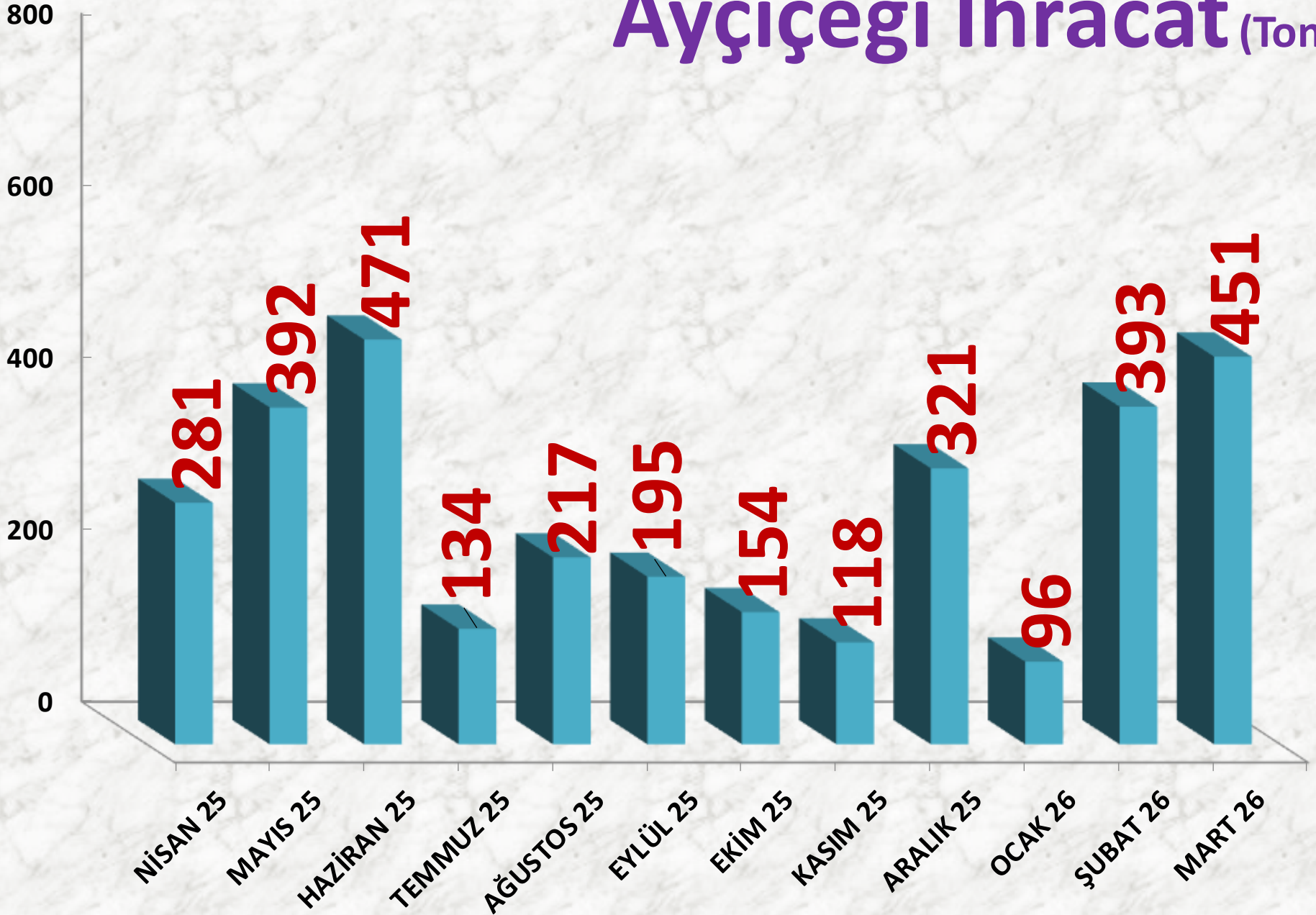


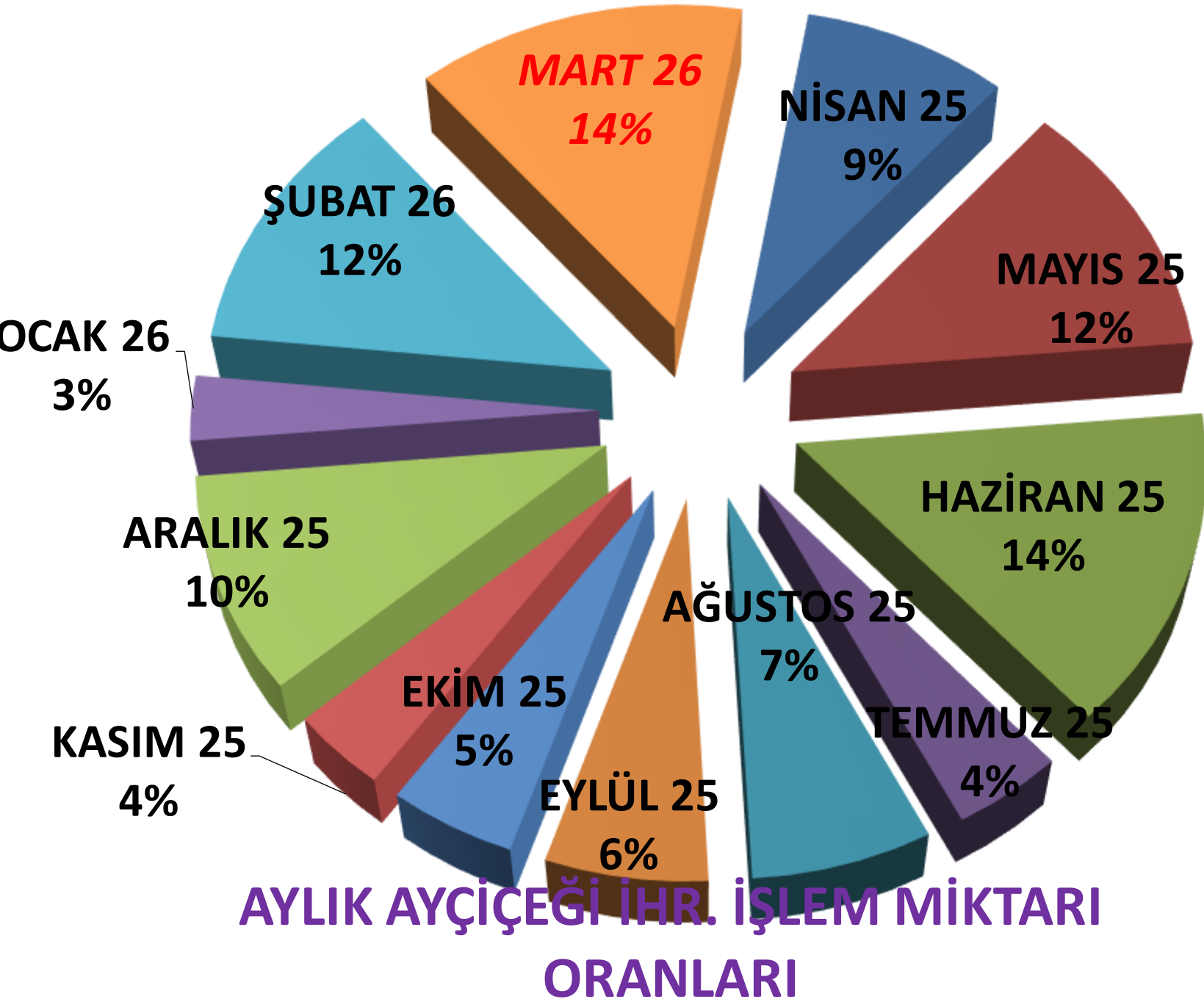
# AYÇEKİRDEĞİ İHRACATI

	2024 MART	2025 MART		2026 MART	
İHRACAT	162 TON	76%	285 TON	58%	451 TON

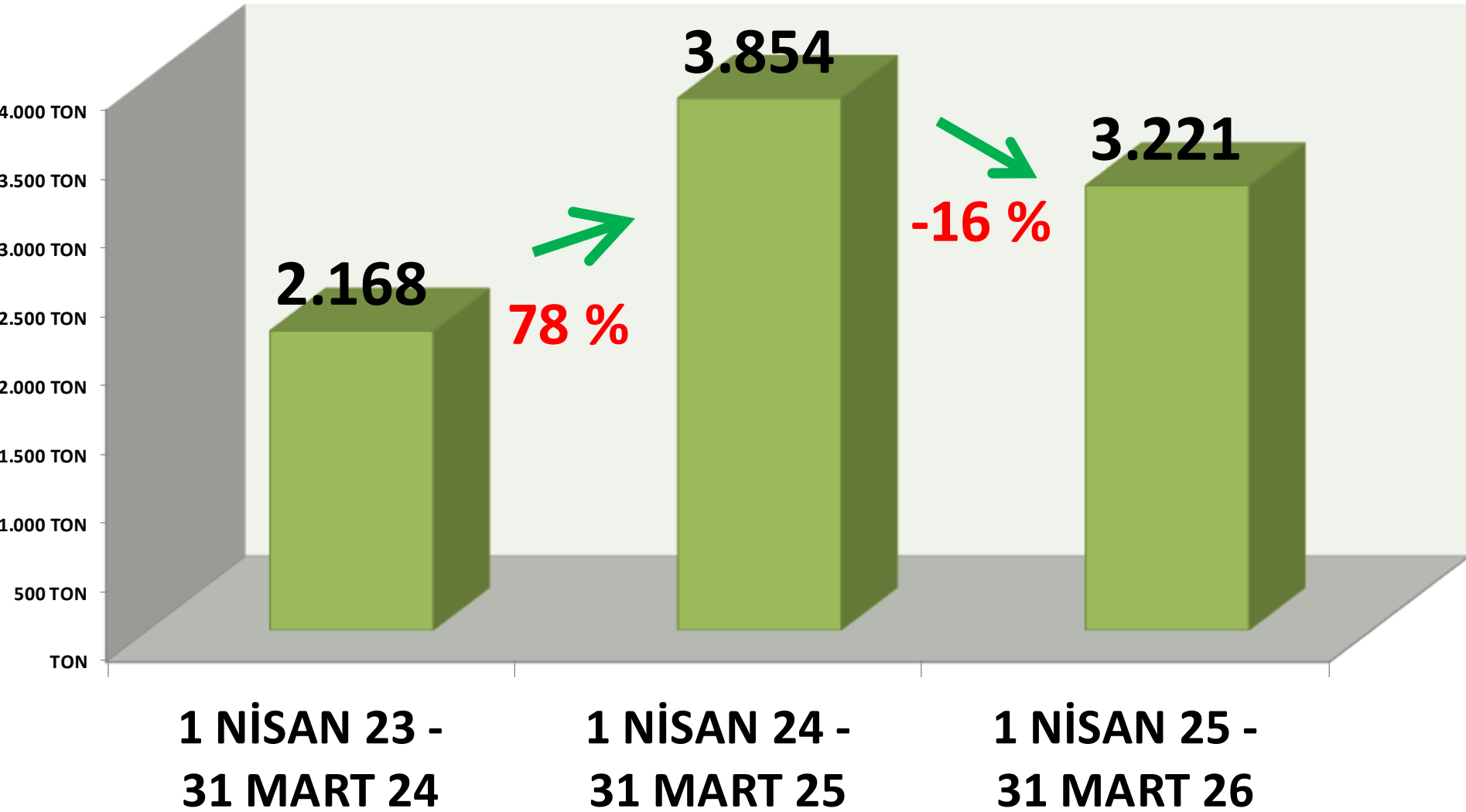


# Ayçiçeği İhracat (Ton)





# YILLIK TOPLAM AYÇIÇEĐİ İHRACAT MİKTARI (TON)



# SÜT

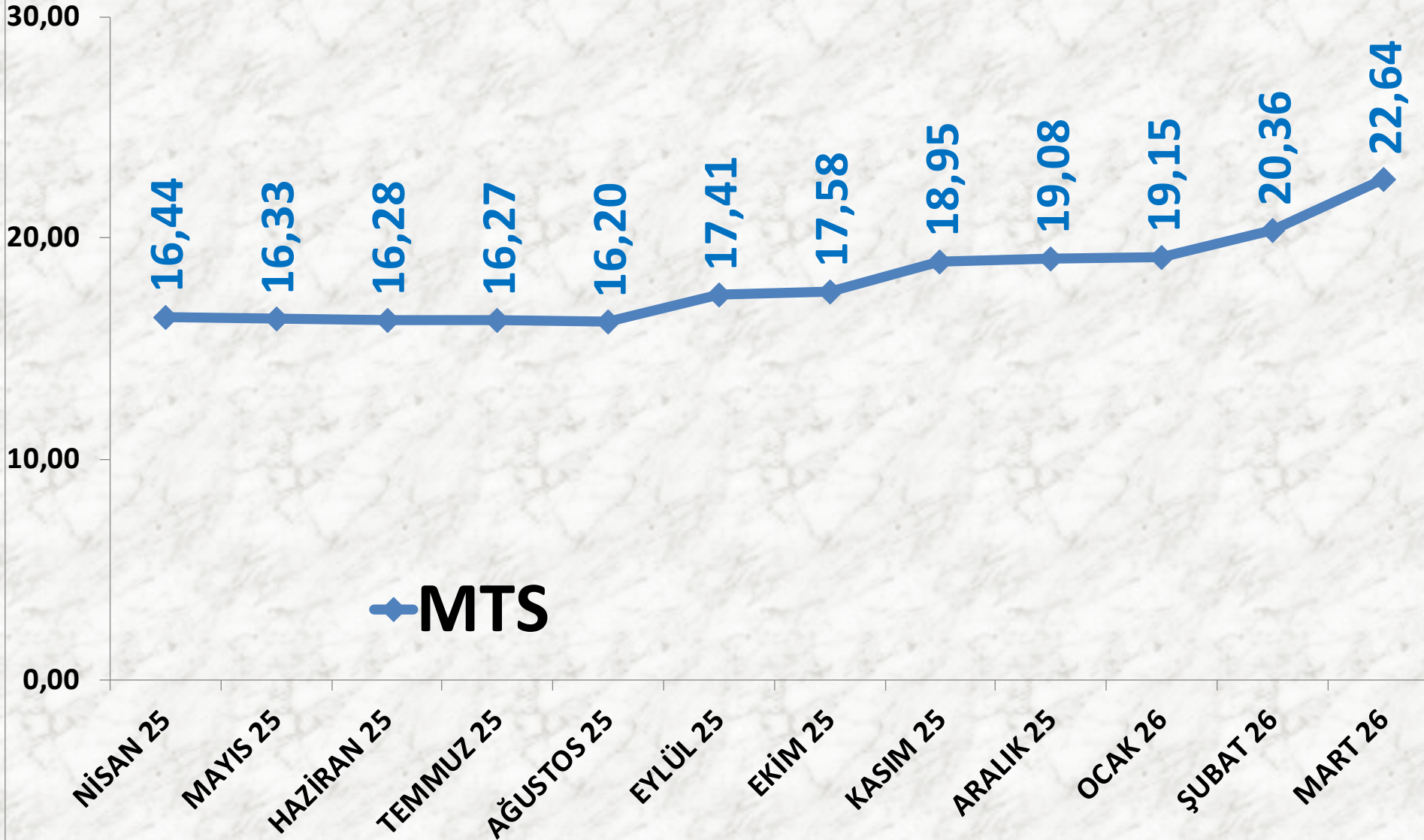
<b>İŞLEM MİKTARI (M<sup>3</sup>)</b>	<b>2024 MART</b>	<b>2025 MART</b>		<b>2026 MART</b>	
MTS	32.172 M <sup>3</sup>	2%	32.768 M <sup>3</sup>	-2%	32.203 M <sup>3</sup>

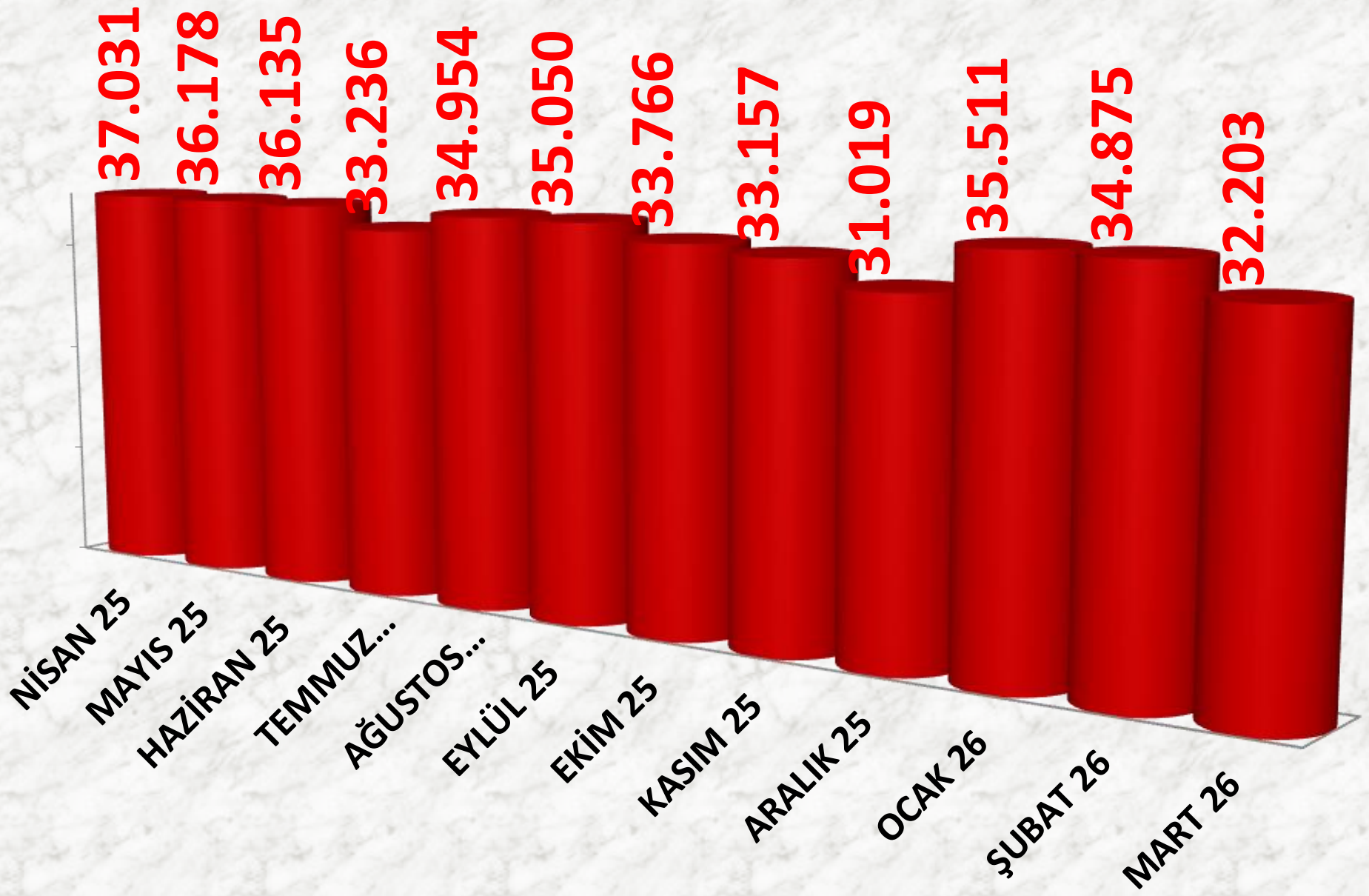
<b>EN AZ FİYAT</b>	<b>2024 MART</b>	<b>2025 MART</b>		<b>2026 MART</b>	
MTS	13,00 TL	4%	13,50 TL	11%	15,00 TL

<b>EN ÇOK FİYAT</b>	<b>2024 MART</b>	<b>2025 MART</b>		<b>2026 MART</b>	
MTS	22,23 TL	-16%	18,75 TL	38%	25,81 TL

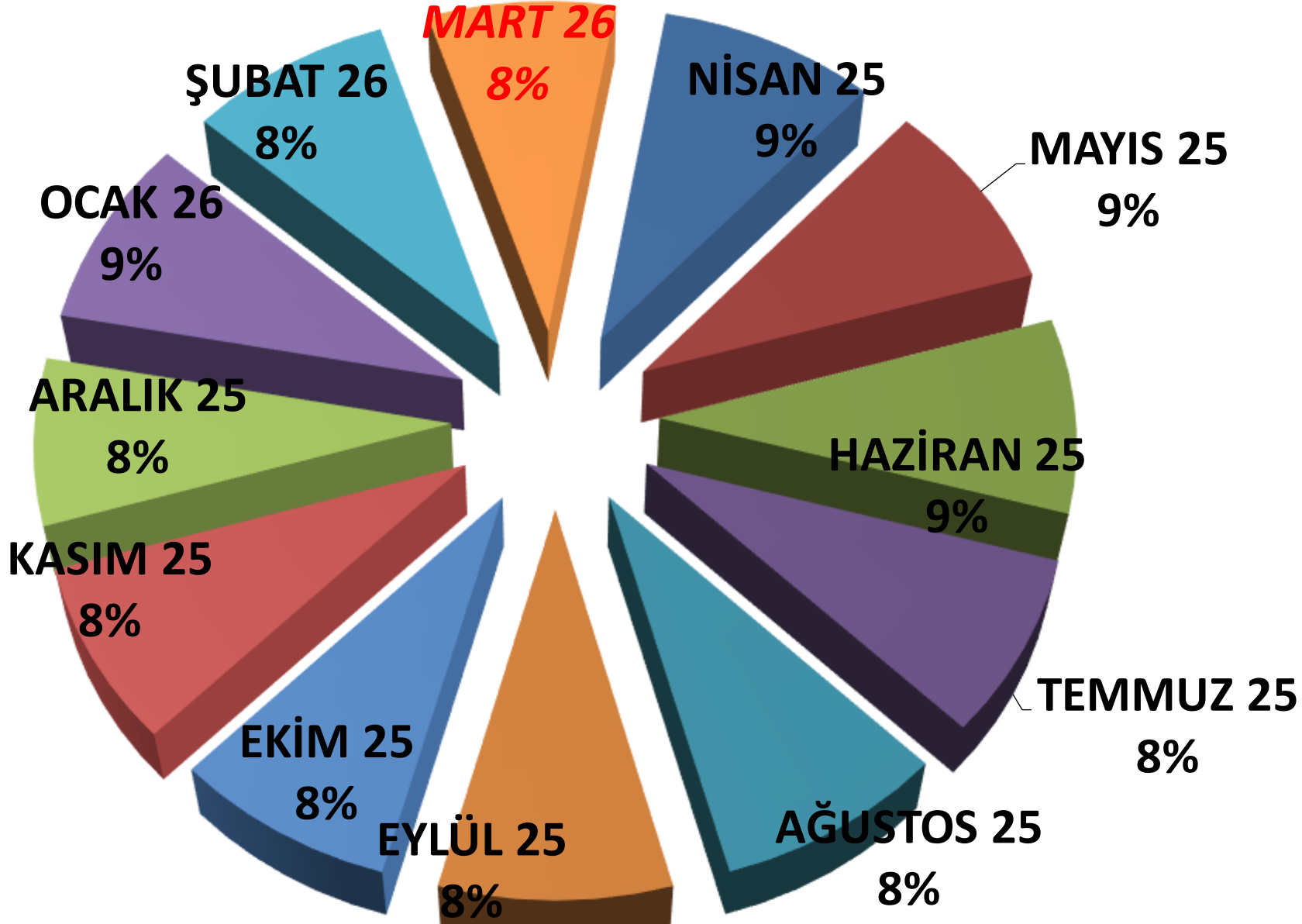
<b>ORTALAMA FİYAT</b>	<b>2024 MART</b>	<b>2025 MART</b>		<b>2026 MART</b>	
MTS	14,52 TL	13%	16,46 TL	38%	22,64 TL

# AYLIK İNEK SÜTÜ FİYAT TRENDİ<sub>(TL)</sub>



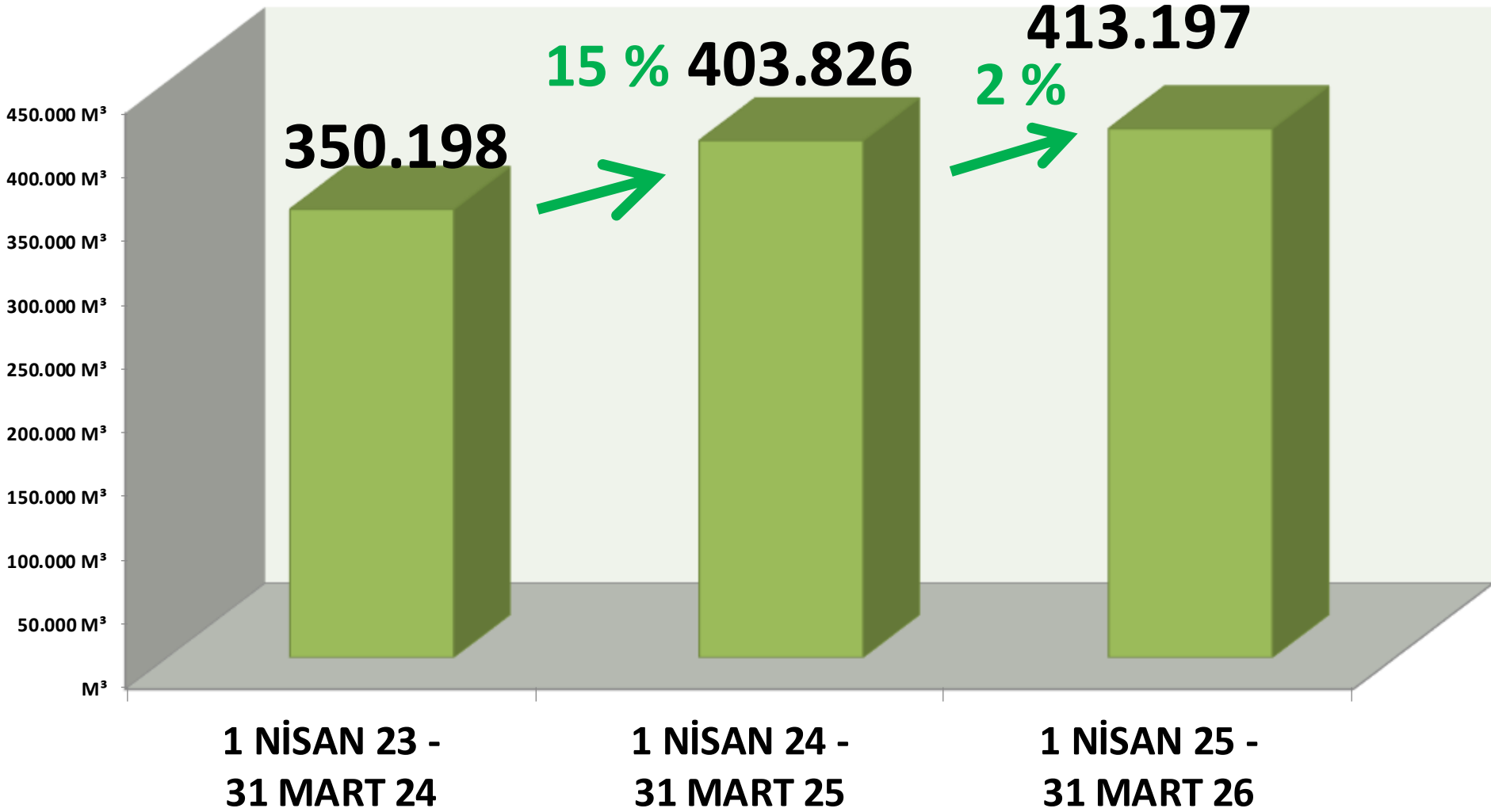


**AYLIK SÜT İŞLEM MİKTARI (M<sup>3</sup>)**



**AYLIK SÜT MTS İŞLEM MİKTARI ORANLARI**

# YILLIK İNEK SÜTÜ İŞLEM MİKTARI (TON)



# BEYAZ HAŞHAŞ

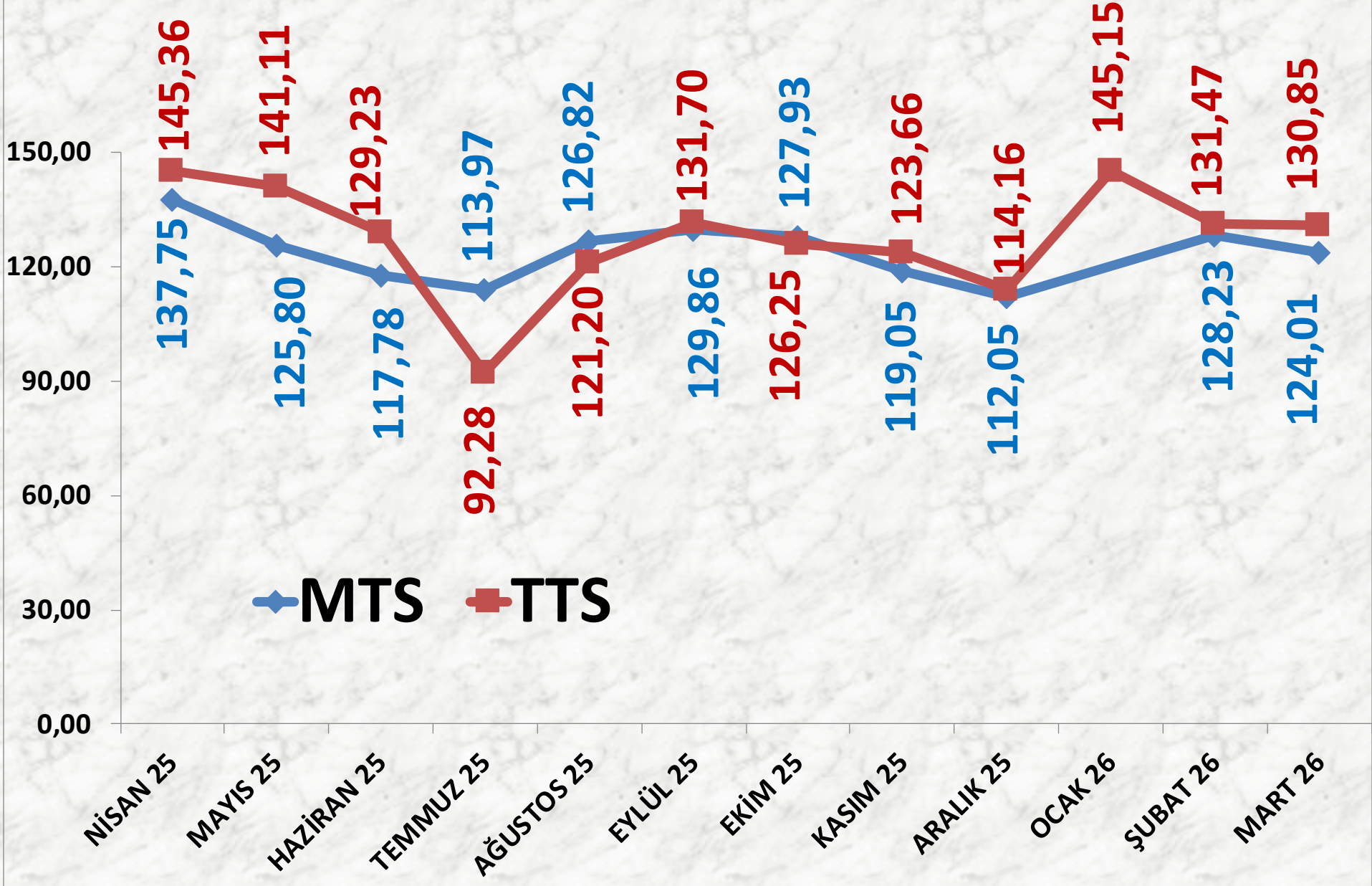
İŞLEM MİKTARI TON	2024 MART	2025 MART		2026 MART	
MTS	142 TON	-49%	73 TON	-20%	58 TON
TTS	153 TON	-66%	52 TON	-26%	38 TON

EN AZ FİYAT	2024 MART	2025 MART		2026 MART	
MTS	79,00 TL	61%	127,35 TL	-3%	123,25 TL
TTS	81,60 TL	64%	134,00 TL	-3%	130,00 TL

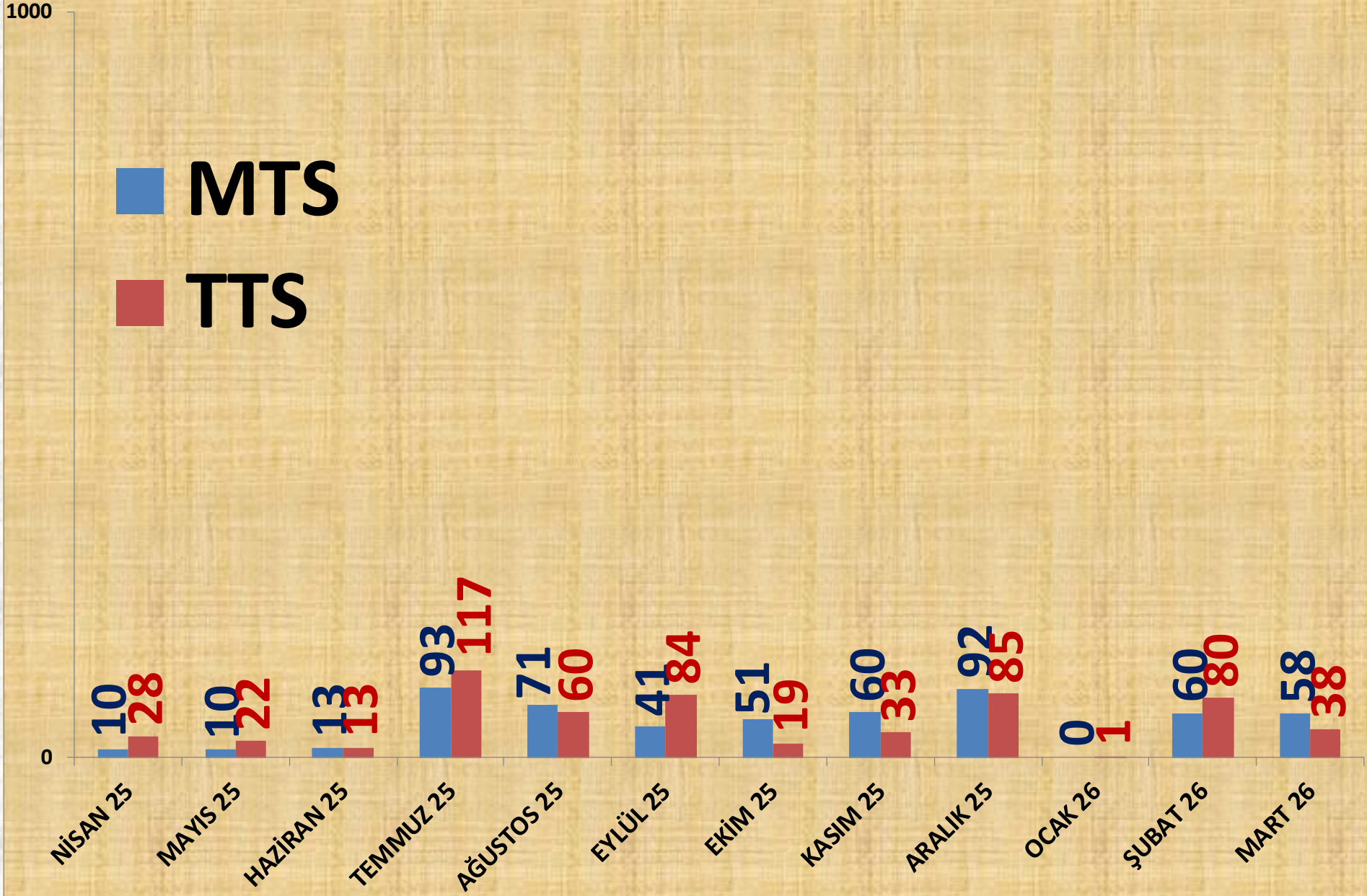
EN ÇOK FİYAT	2024 MART	2025 MART		2026 MART	
MTS	82,00 TL	68%	137,75 TL	-7%	127,70 TL
TTS	119,53 TL	46%	175,00 TL	3%	180,00 TL

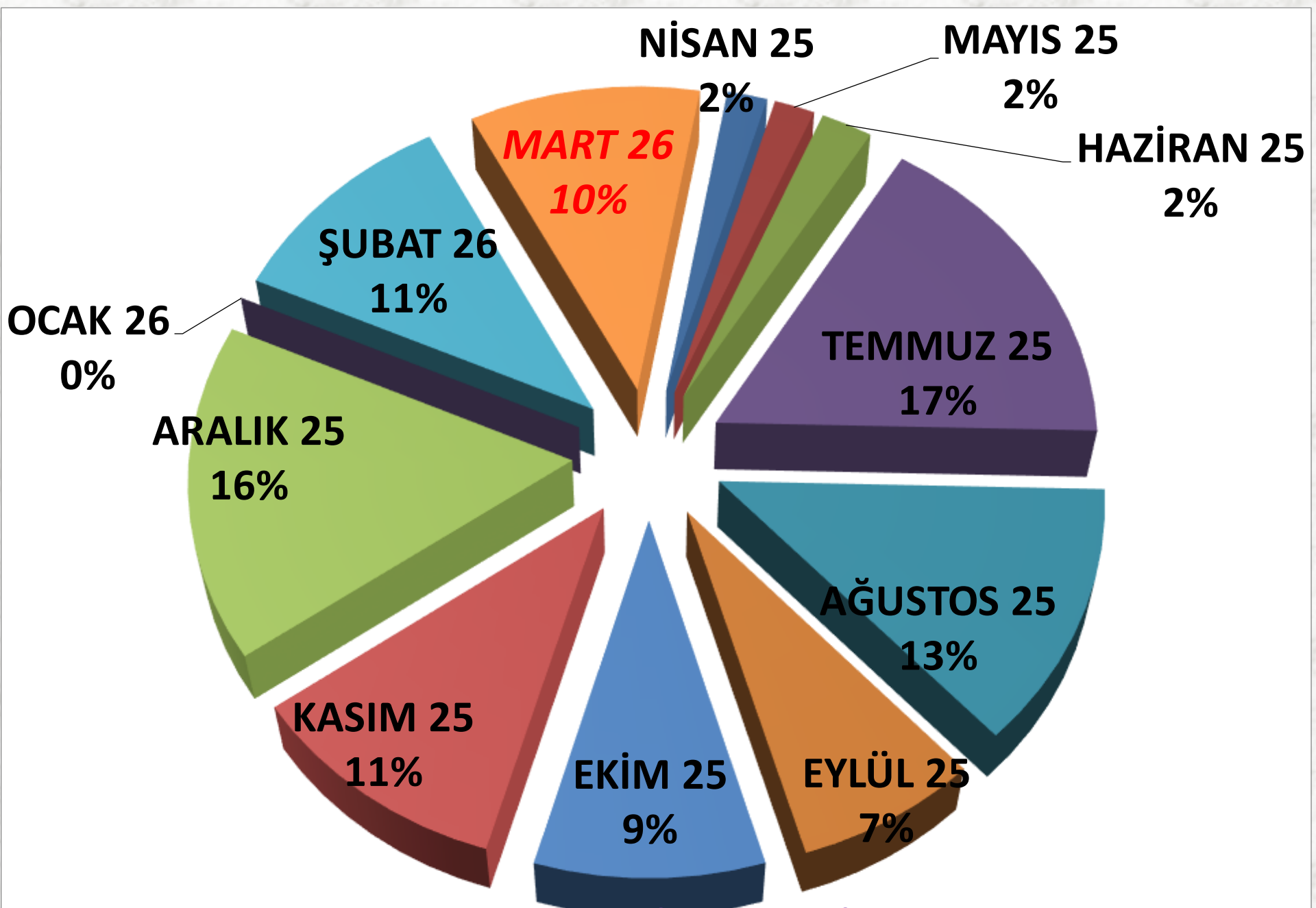
ORTALAMA FİYAT	2024 MART	2025 MART		2026 MART	
MTS	81,87 TL	63%	133,35 TL	-7%	124,01 TL
TTS	86,03 TL	60%	137,51 TL	-5%	130,85 TL

# AYLIK B. HAŞHAŞ FİYAT TRENDİ (TL)



# AYLIK B. HAŞHAŞ İŞLEM MİKTARI (TON)



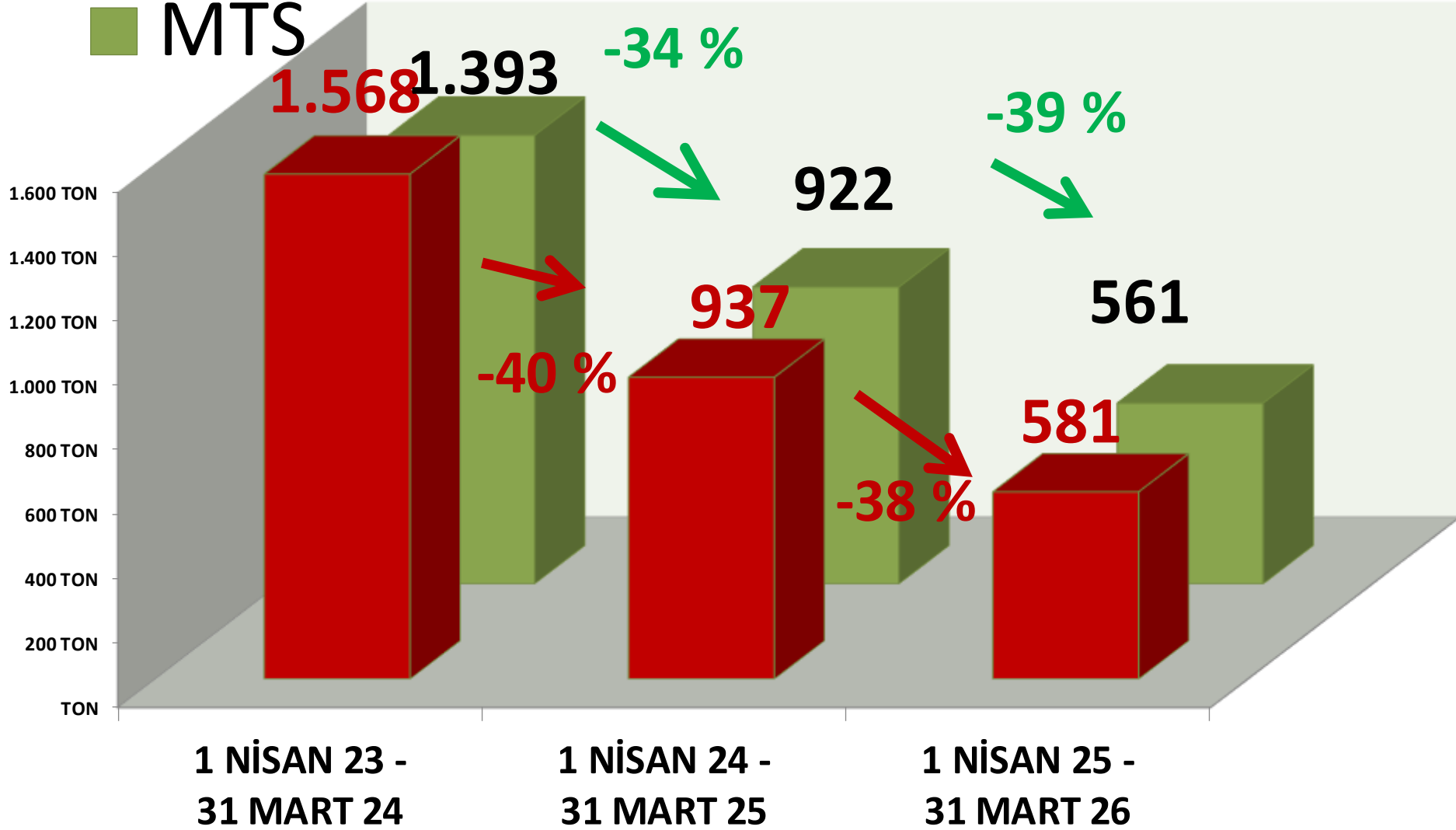


**AYLIK B. HAŞHAŞ MTS İŞLEM MİKTARI ORANLARI**

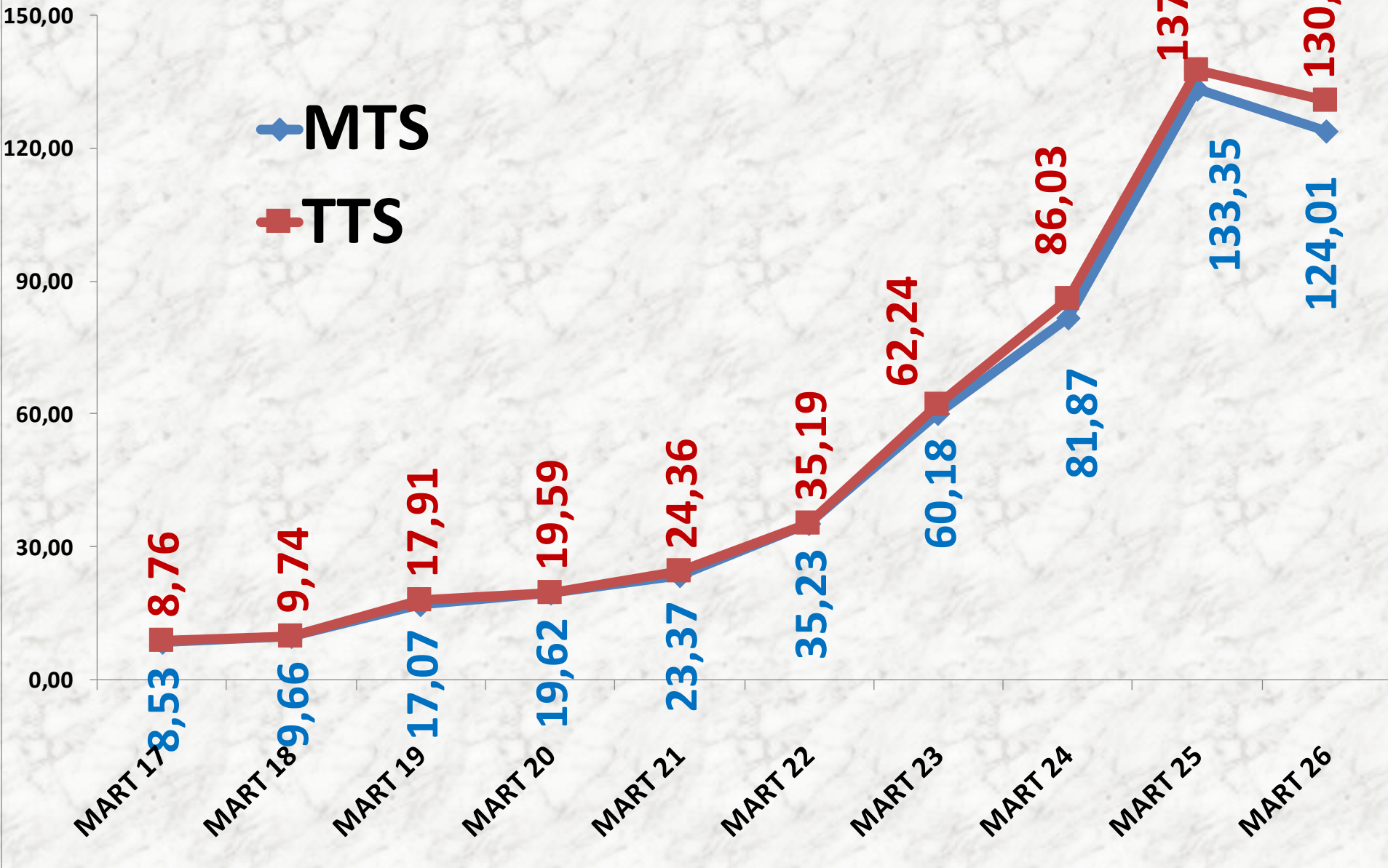
■ TTS

# YILLIK B. HAŞHAŞ İŞLEM MİKTARI (TON)

■ MTS



# MART AYLARI B. HAŞHAŞ FİYAT TRENDİ (TL)



# MAVİ HAŞHAŞ

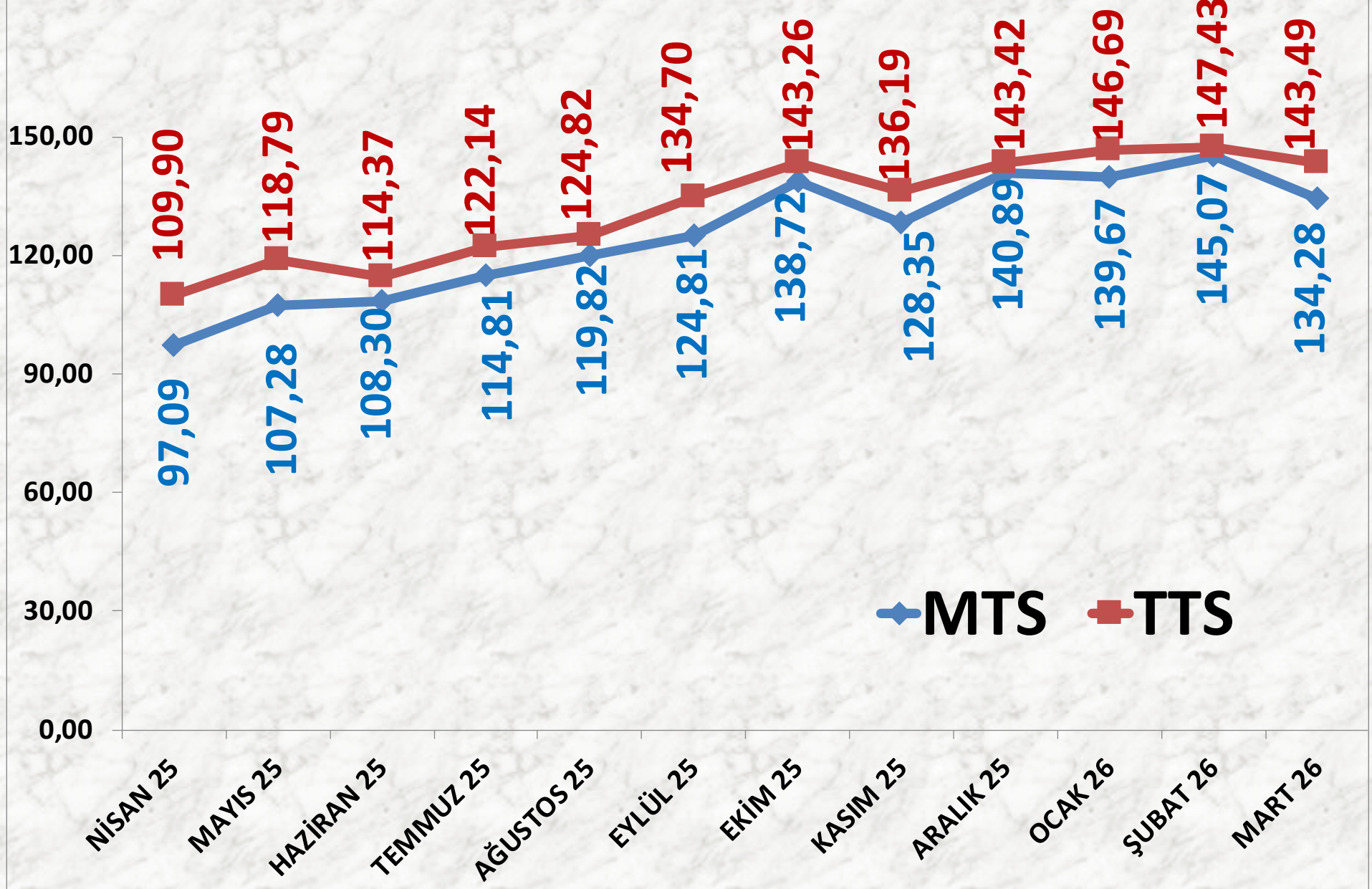
<b>İŞLEM MİKTARI TON</b>	<b>2024 MART</b>	<b>2025 MART</b>		<b>2026 MART</b>	
MTS	29 TON	-42%	17 TON	249%	59 TON
TTS	66 TON	-91%	6 TON	820%	55 TON

<b>EN AZ FİYAT</b>	<b>2024 MART</b>	<b>2025 MART</b>		<b>2026 MART</b>	
MTS	85,50 TL	13%	97,00 TL	31%	127,00 TL
TTS	90,00 TL	33%	120,00 TL	8%	130,00 TL

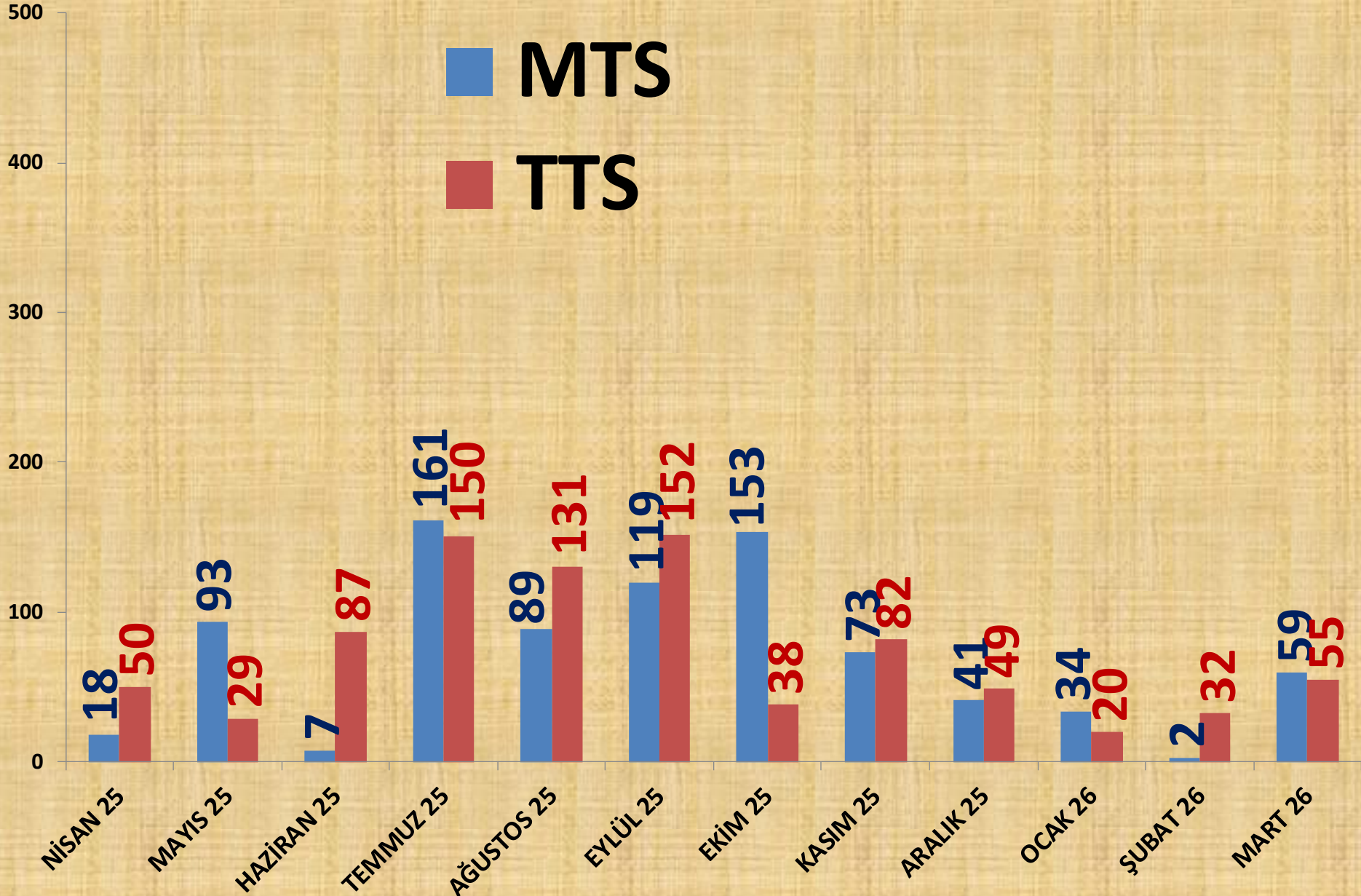
<b>EN ÇOK FİYAT</b>	<b>2024 MART</b>	<b>2025 MART</b>		<b>2026 MART</b>	
MTS	90,00 TL	33%	120,00 TL	16%	139,20 TL
TTS	128,00 TL	5%	135,00 TL	37%	185,00 TL

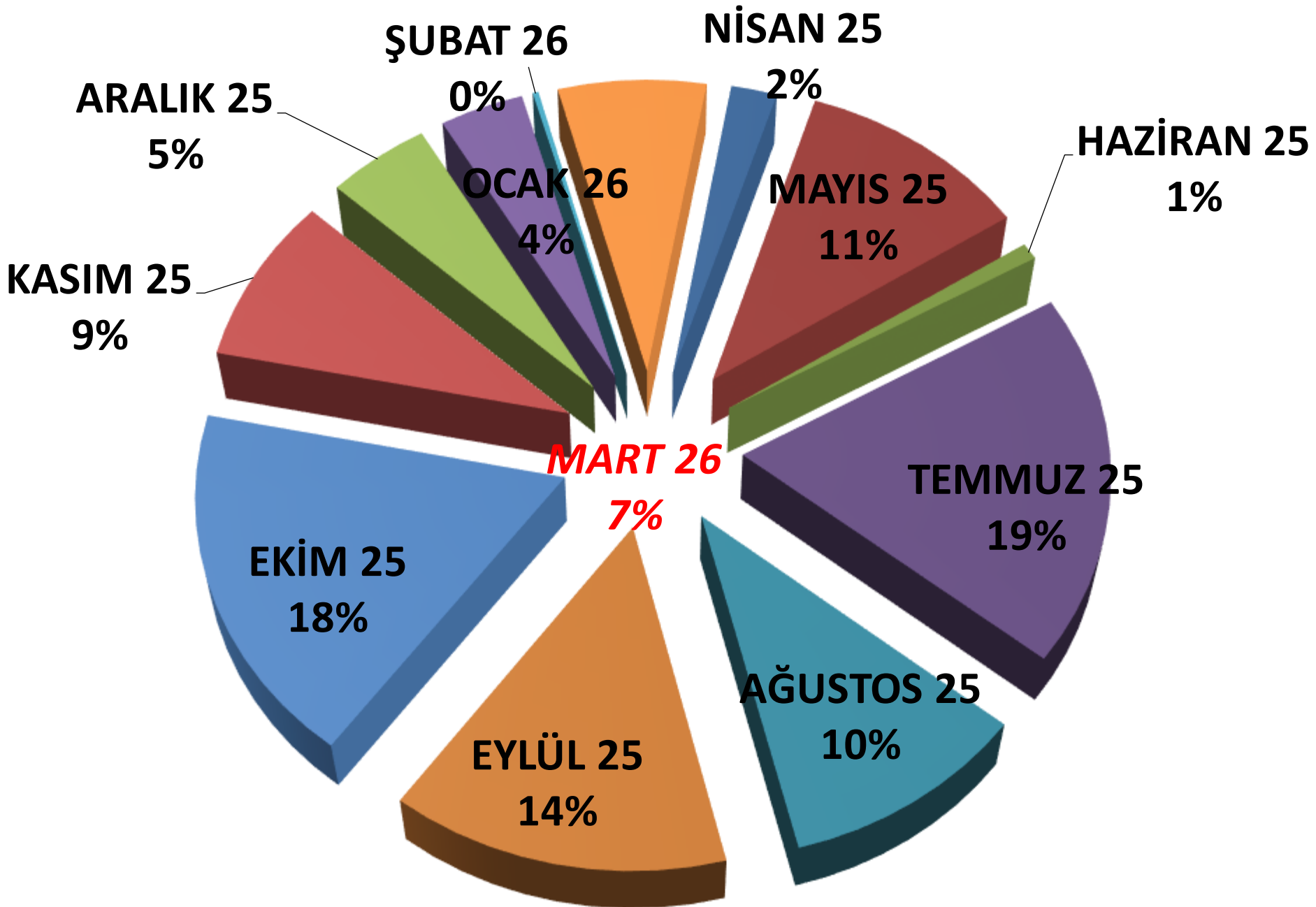
<b>ORTALAMA FİYAT</b>	<b>2024 MART</b>	<b>2025 MART</b>		<b>2026 MART</b>	
MTS	85,54 TL	28%	109,91 TL	22%	134,28 TL
TTS	94,98 TL	31%	124,45 TL	15%	143,49 TL

# AYLIK MAVİ HAŞHAŞ FİYAT TRENDİ (TL)



# AYLIK MAVİ HAŞHAŞ İŞLEM MİKTARI (TON)

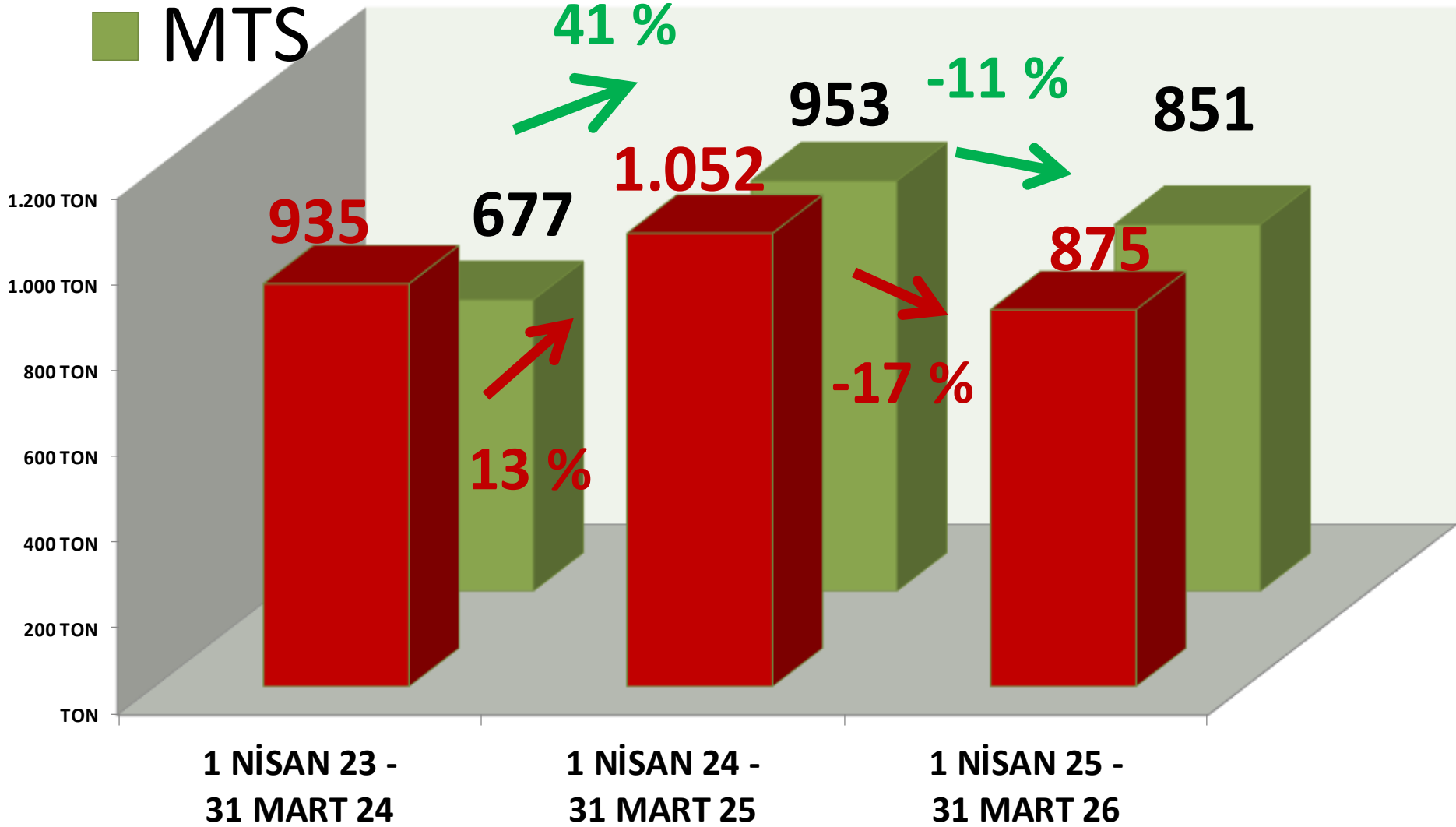




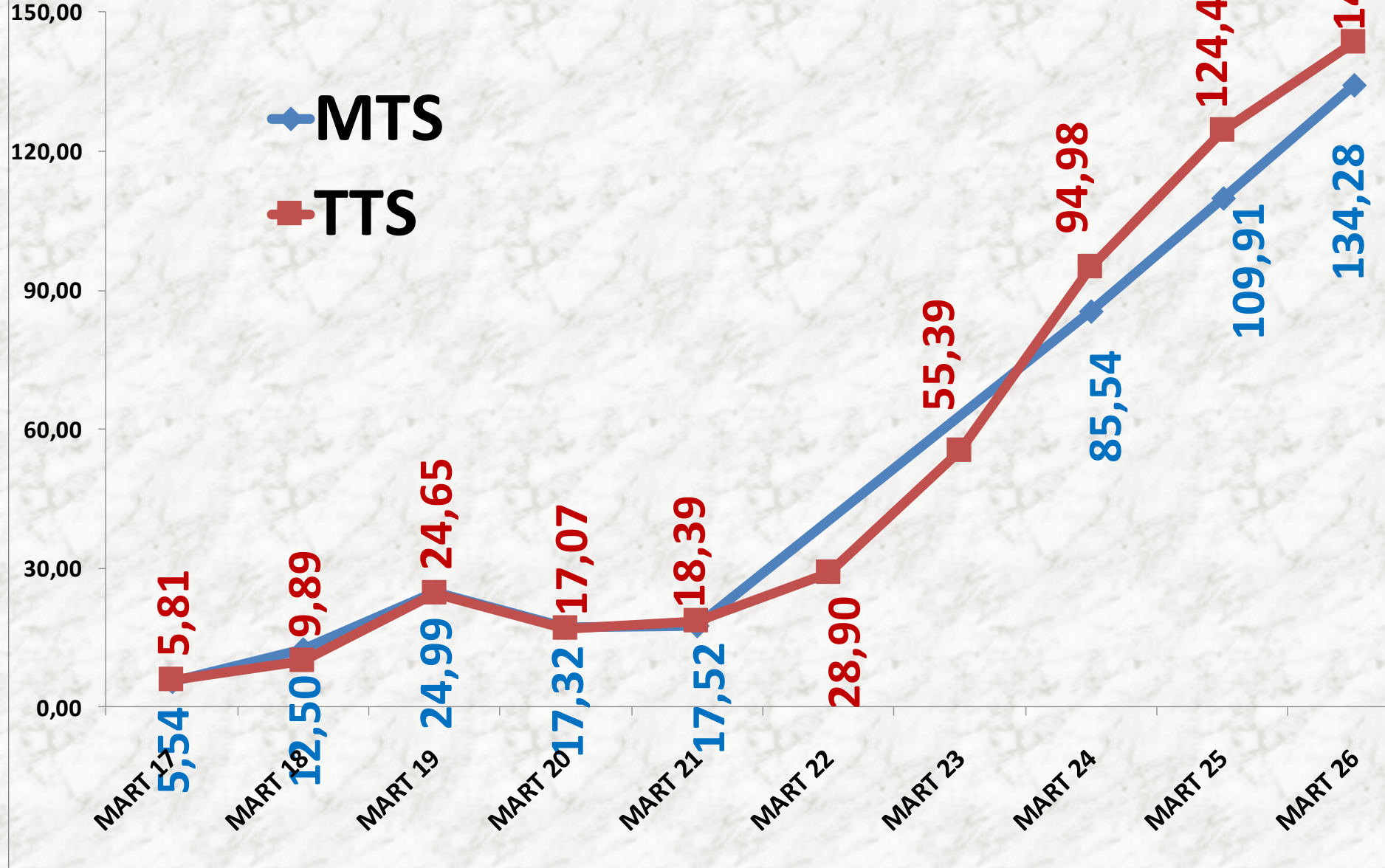
**AYLIK MAVİ MTS İŞLEM MİKTARI ORANLARI**

# TTS YILLIK MAVİ HAŞHAŞ İŞLEM MİKTARI

■ TTS  
■ MTS



# MART AYLARI MAVİ HAŞHAŞ FİYAT TRENDİ (TL)



# KÜTLÜ PAMUK

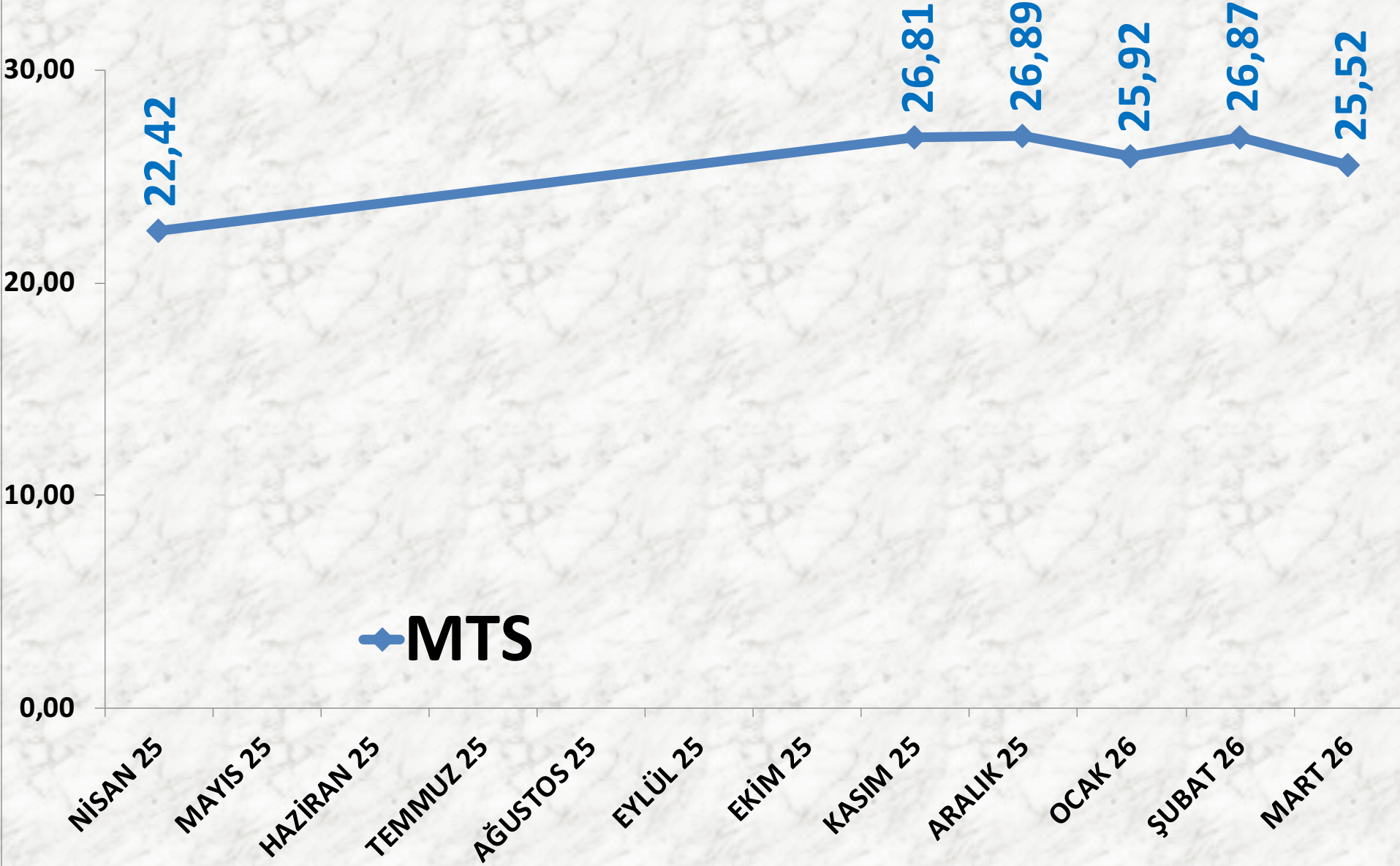
<b>İŞLEM MİKTARI TON</b>	<b>2024 MART</b>	<b>2025 MART</b>		<b>2026 MART</b>	
MTS	1.287 TON	-46%	696 TON	-36%	447 TON

<b>EN AZ FİYAT</b>	<b>2024 MART</b>	<b>2025 MART</b>		<b>2026 MART</b>	
MTS	15,00 TL	47%	22,00 TL	-9%	20,00 TL

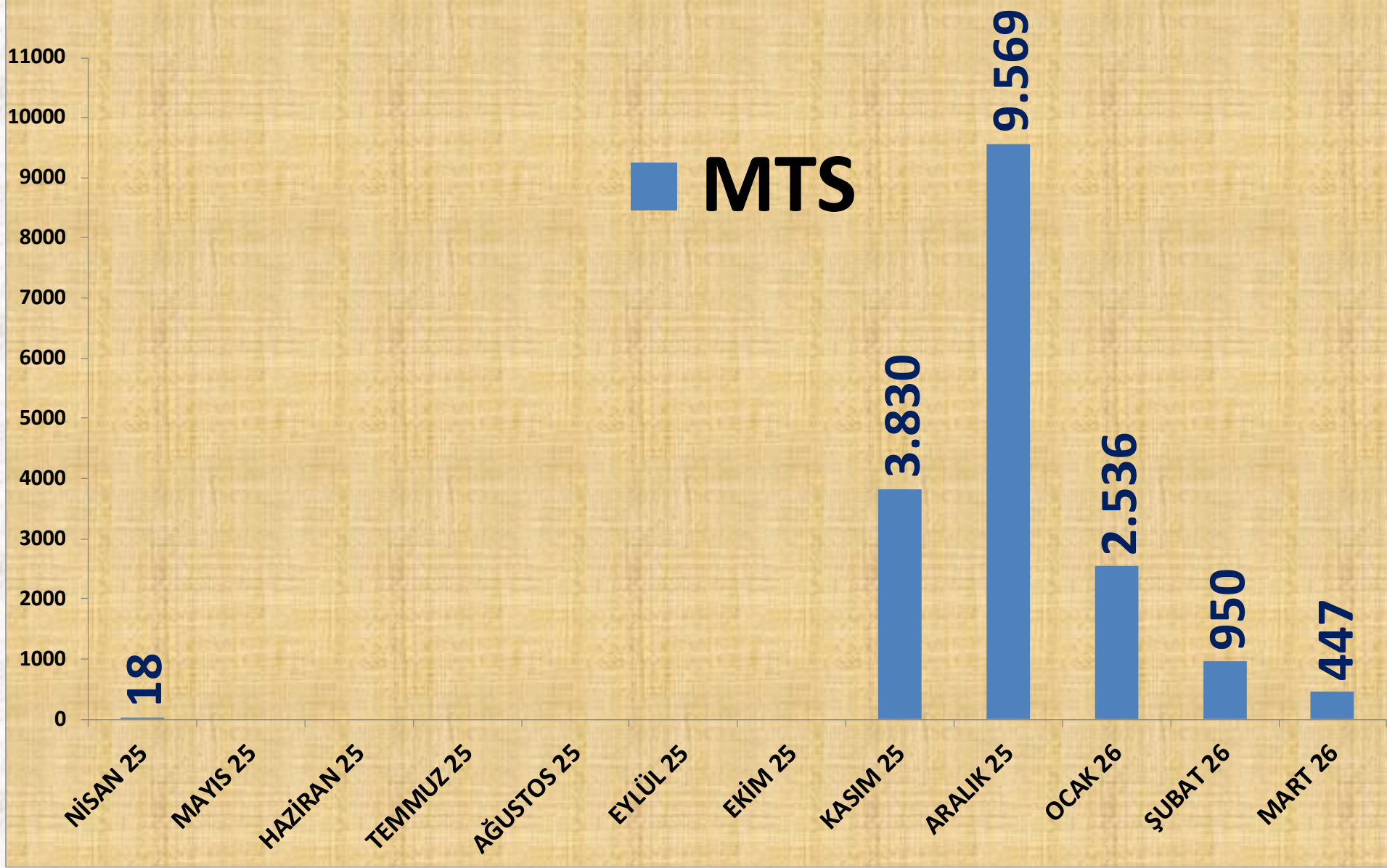
<b>EN ÇOK FİYAT</b>	<b>2024 MART</b>	<b>2025 MART</b>		<b>2026 MART</b>	
MTS	35,09 TL	-26%	26,00 TL	4%	27,00 TL

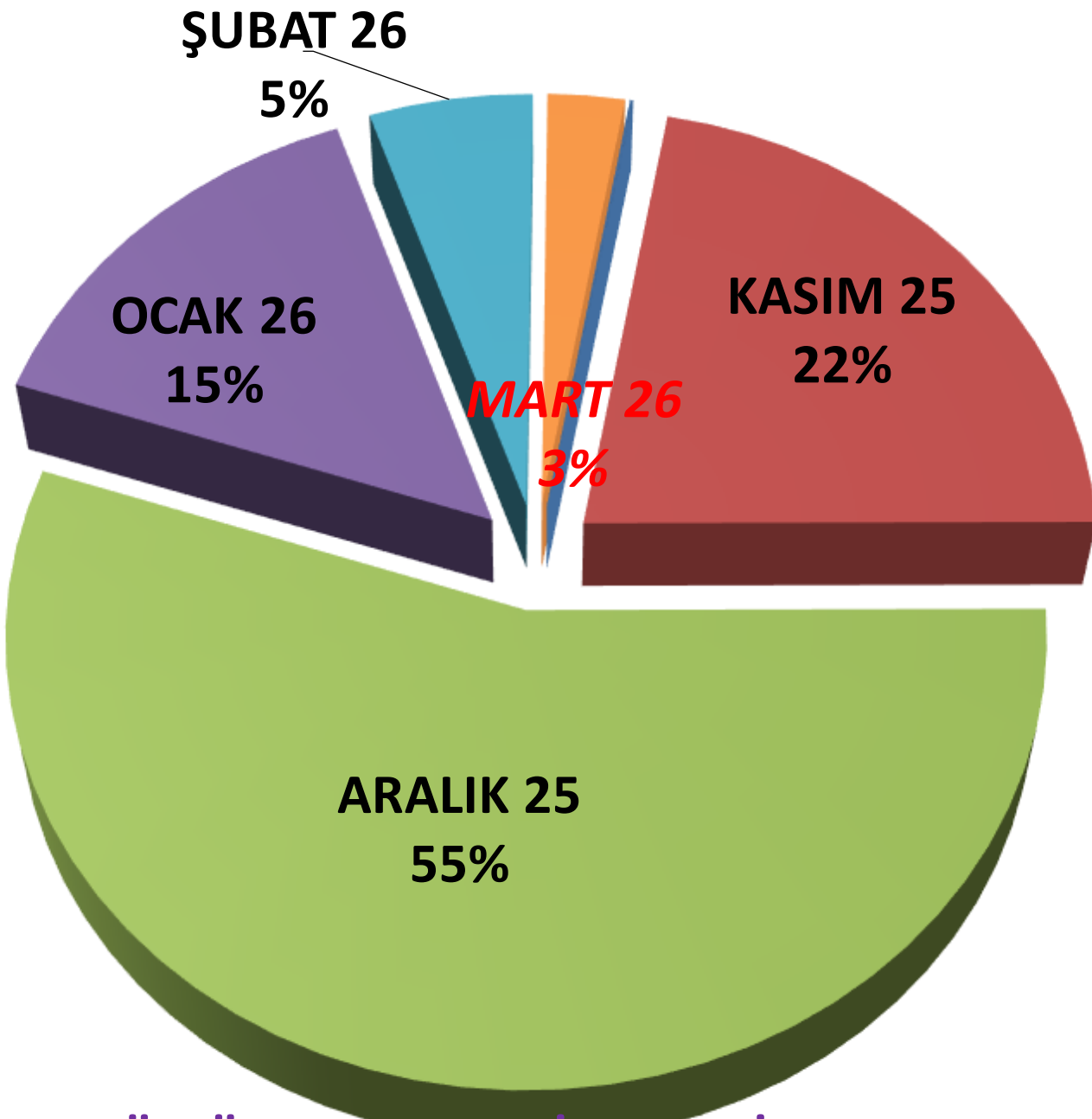
<b>ORTALAMA FİYAT</b>	<b>2024 MART</b>	<b>2025 MART</b>		<b>2026 MART</b>	
MTS	24,53 TL	-1%	24,17 TL	6%	25,52 TL

# AYLIK KÜTLÜ PAMUK FİYAT TRENDİ (TL)



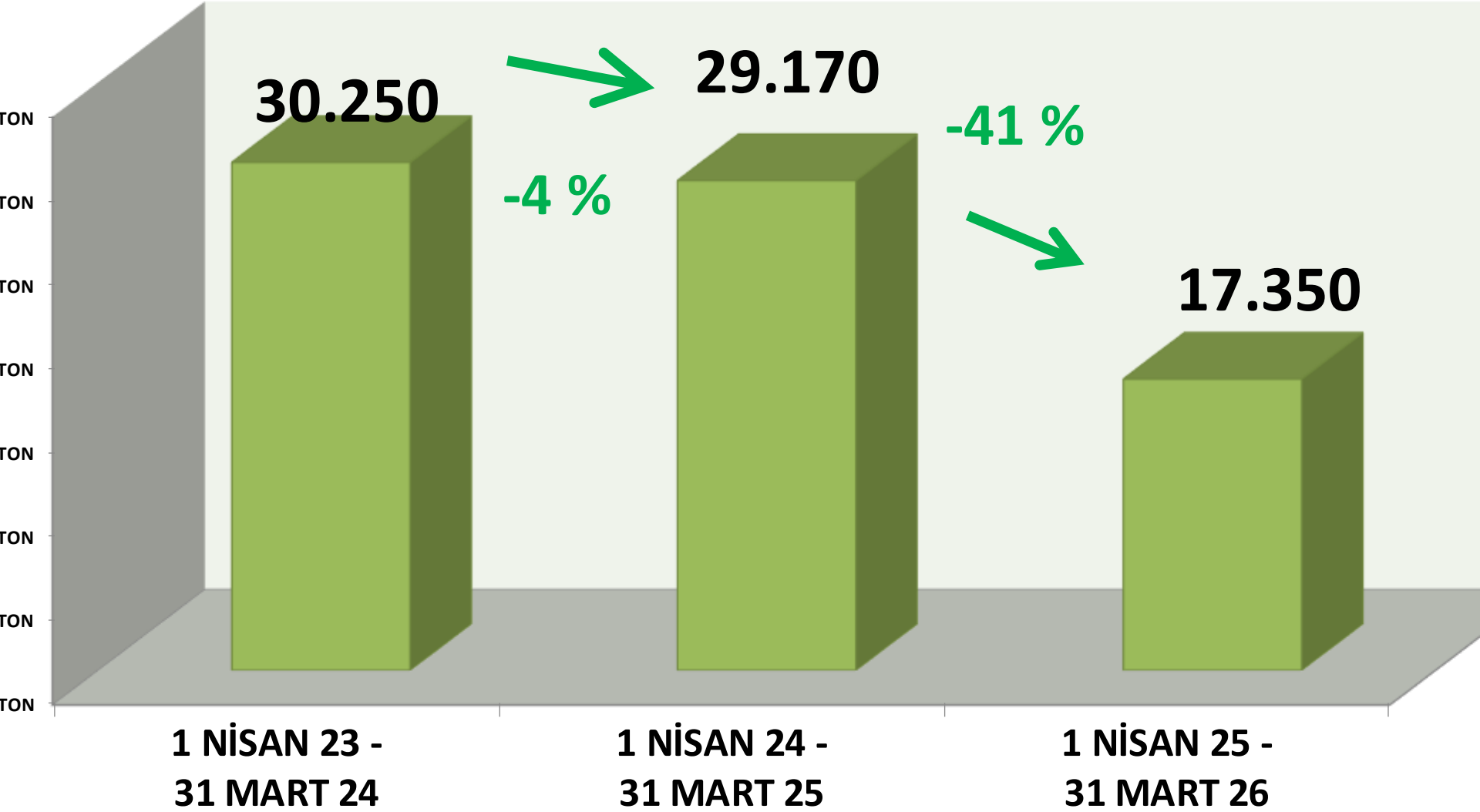
# AYLIK KÜTLÜ PAMUK İŞLEM MİKTARI (TON)



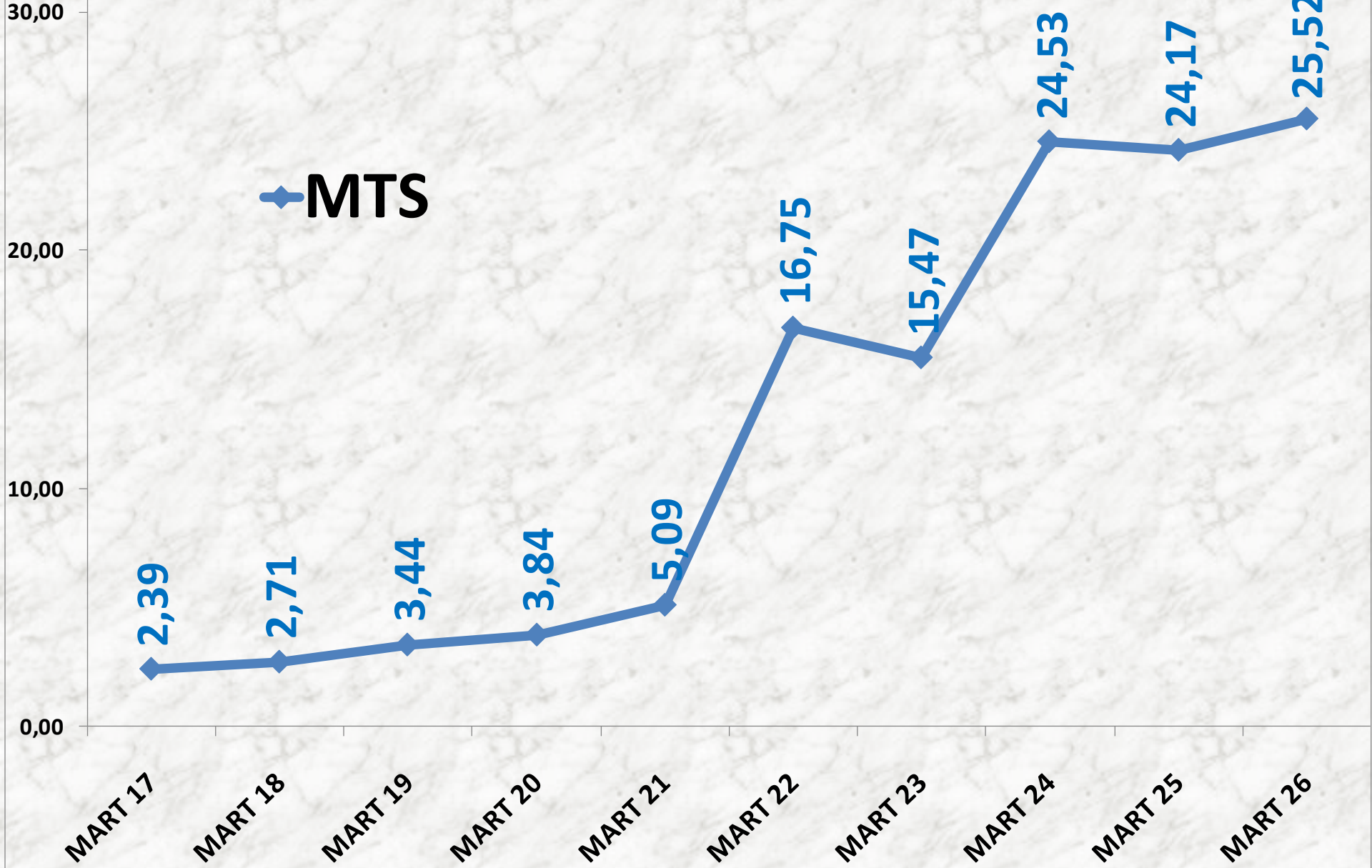


**AYLIK KÜTLÜ PAMUK MTS İŞLEM MİKTARI ORANLARI**

# YILLIK KÜTLÜ PAMUK İŞLEM MİKTARI (TON)



# MART AYLARI ÇİĞİTLİ PAMUK FİYAT TRENDİ (TL)



# MAHLIÇ PAMUK

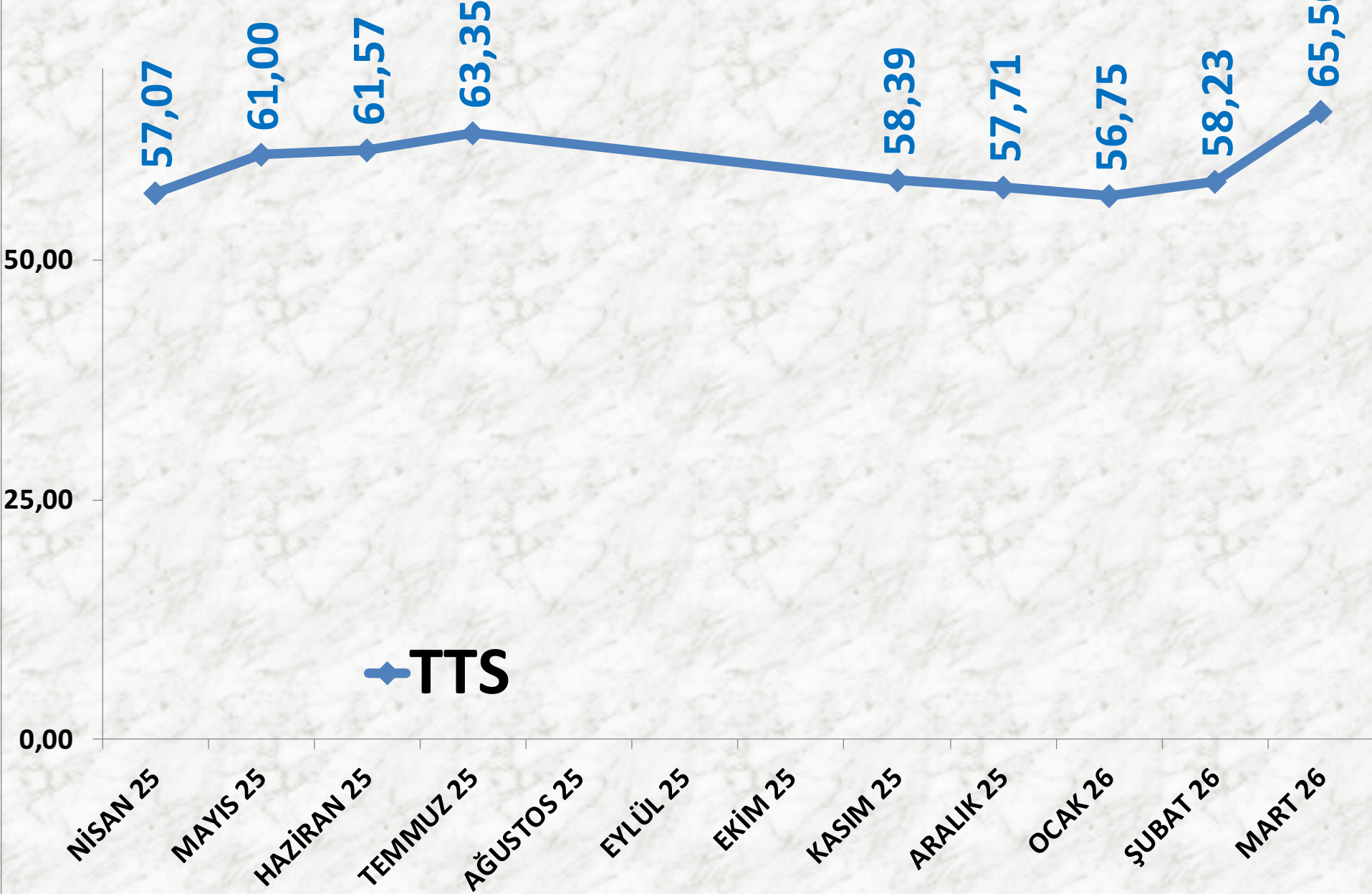
<b>İŞLEM MİKTARI TON</b>	<b>2024 MART</b>	<b>2025 MART</b>		<b>2026 MART</b>	
MTS	320 TON	158%	827 TON	-90%	81 TON

<b>EN AZ FİYAT</b>	<b>2024 MART</b>	<b>2025 MART</b>		<b>2026 MART</b>	
MTS	56,00 TL	-4%	54,00 TL	21%	65,50 TL

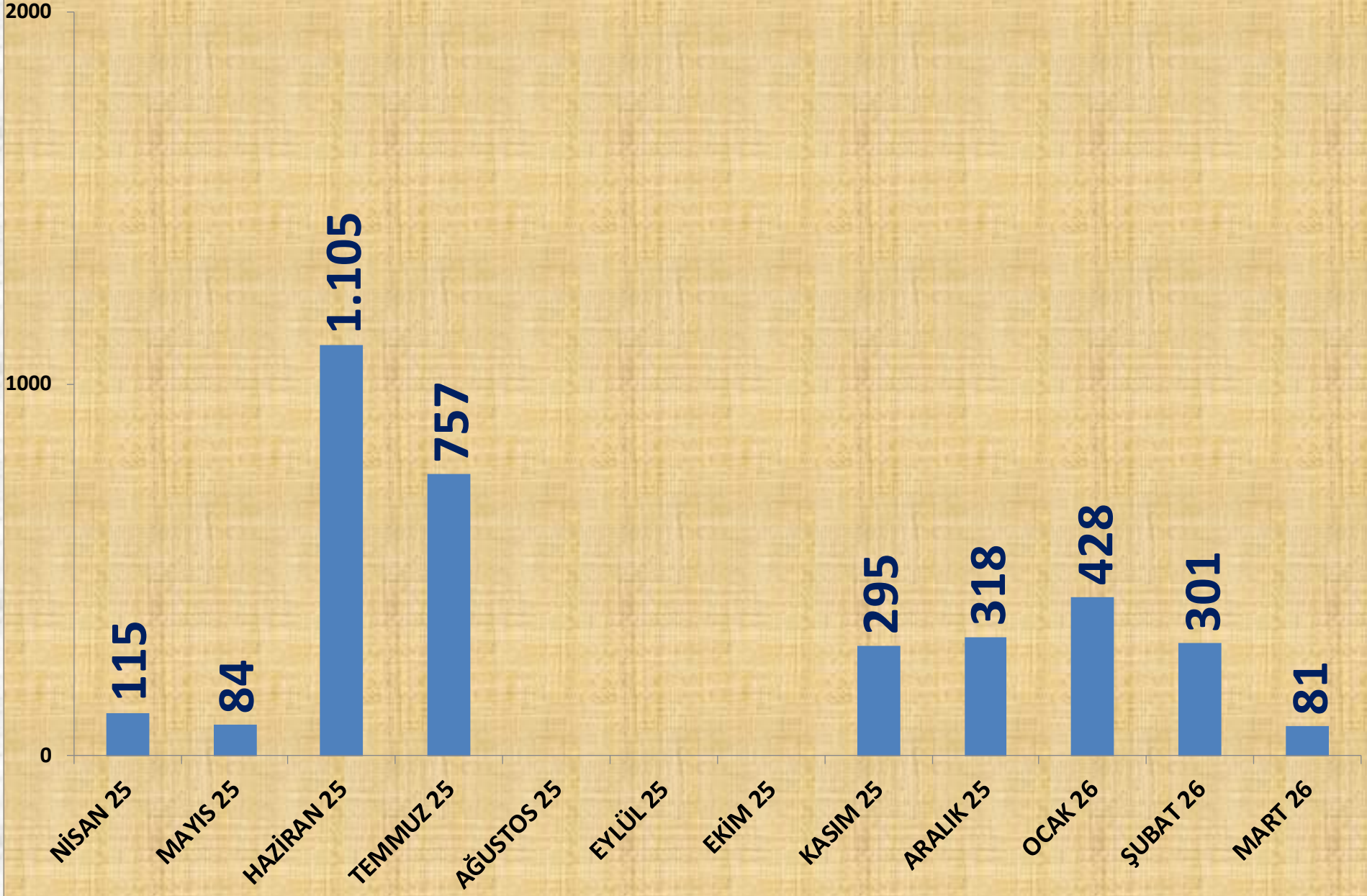
<b>EN ÇOK FİYAT</b>	<b>2024 MART</b>	<b>2025 MART</b>		<b>2026 MART</b>	
MTS	64,00 TL	-9%	58,00 TL	13%	65,50 TL

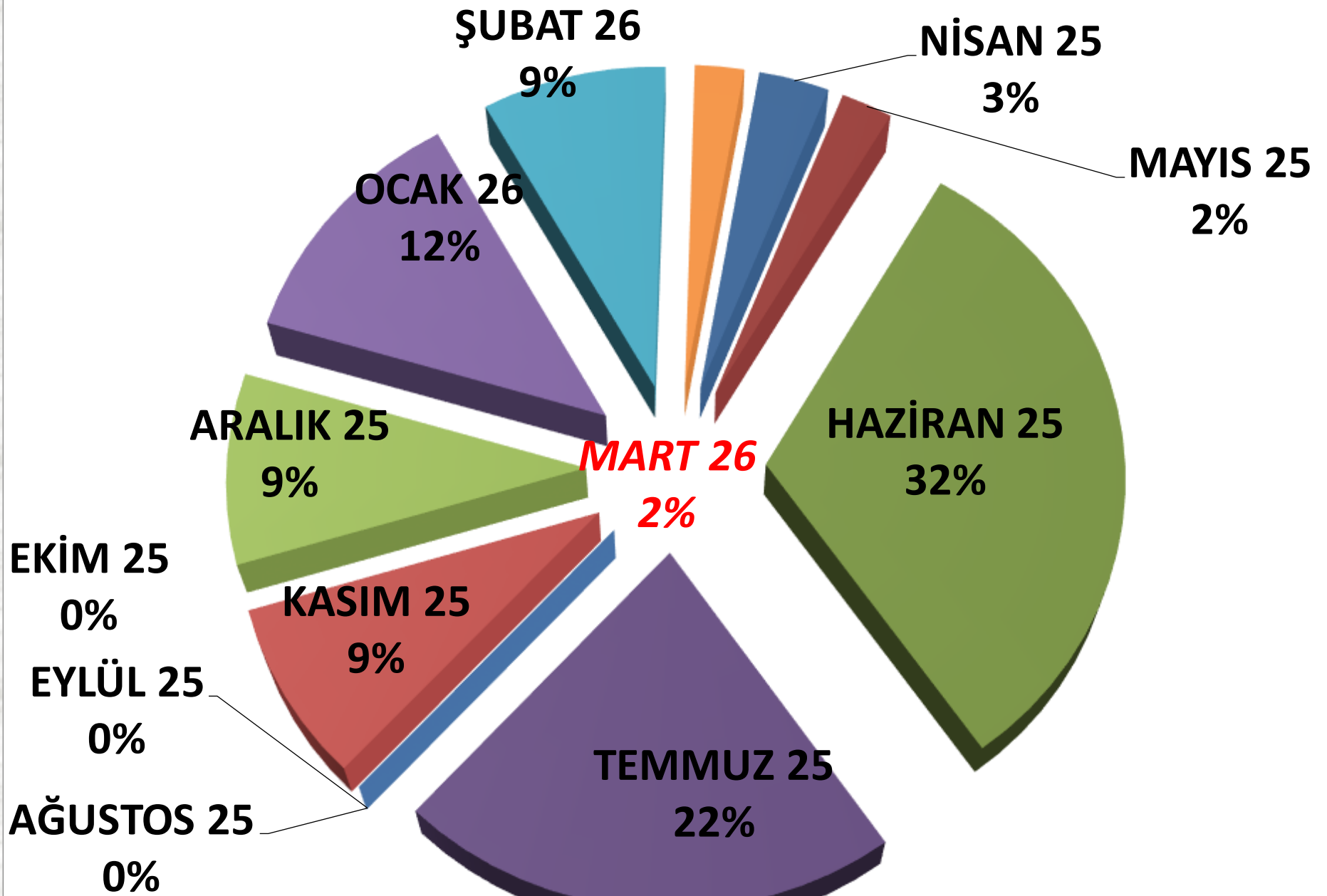
<b>ORTALAMA FİYAT</b>	<b>2024 MART</b>	<b>2025 MART</b>		<b>2026 MART</b>	
MTS	61,00 TL	-9%	55,53 TL	18%	65,50 TL

# AYLIK MAHLIÇ PAMUK FİYAT TRENDİ (TL)



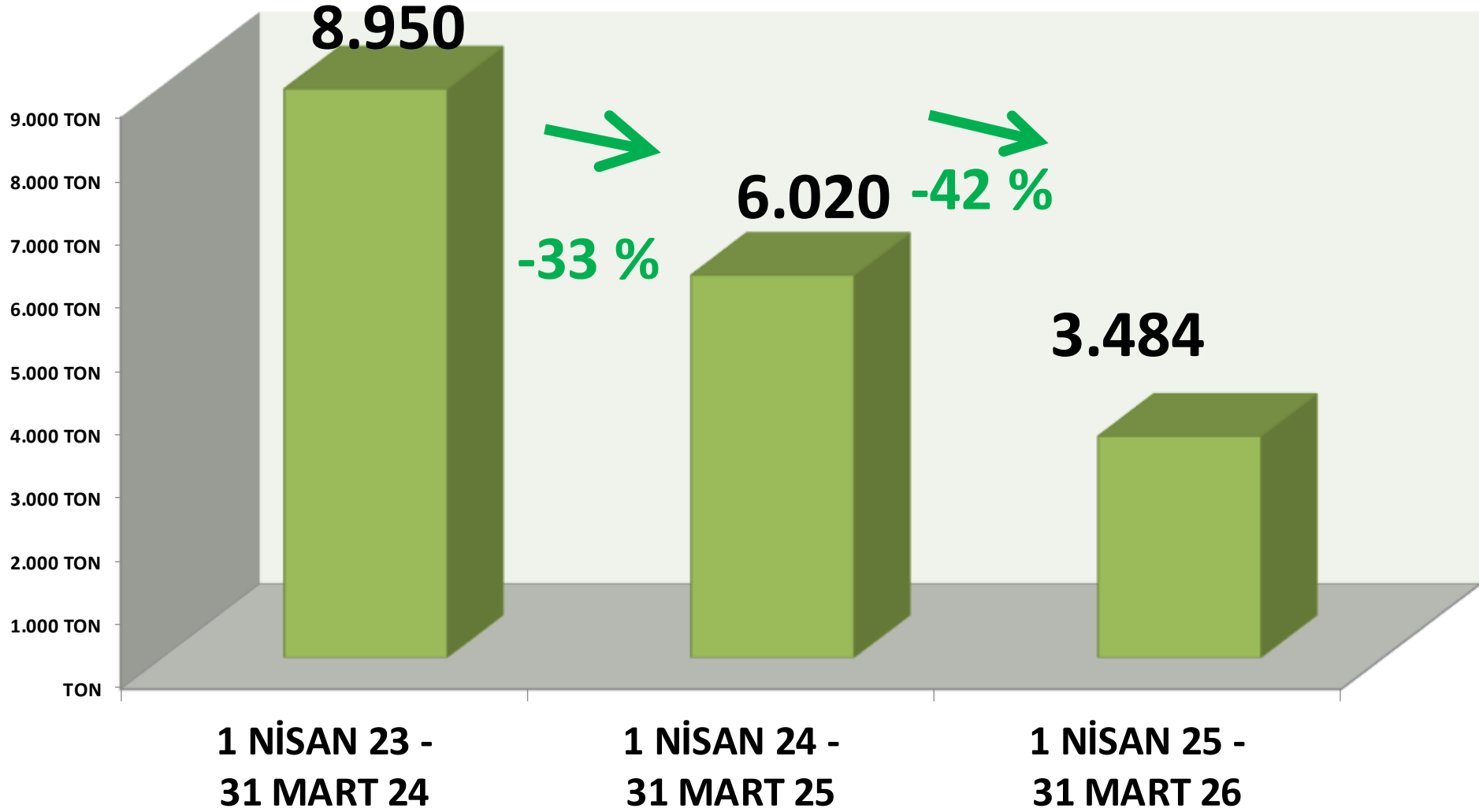
# AYLIK MAHLIÇ PAMUK İŞLEM MİKTARI (TON)



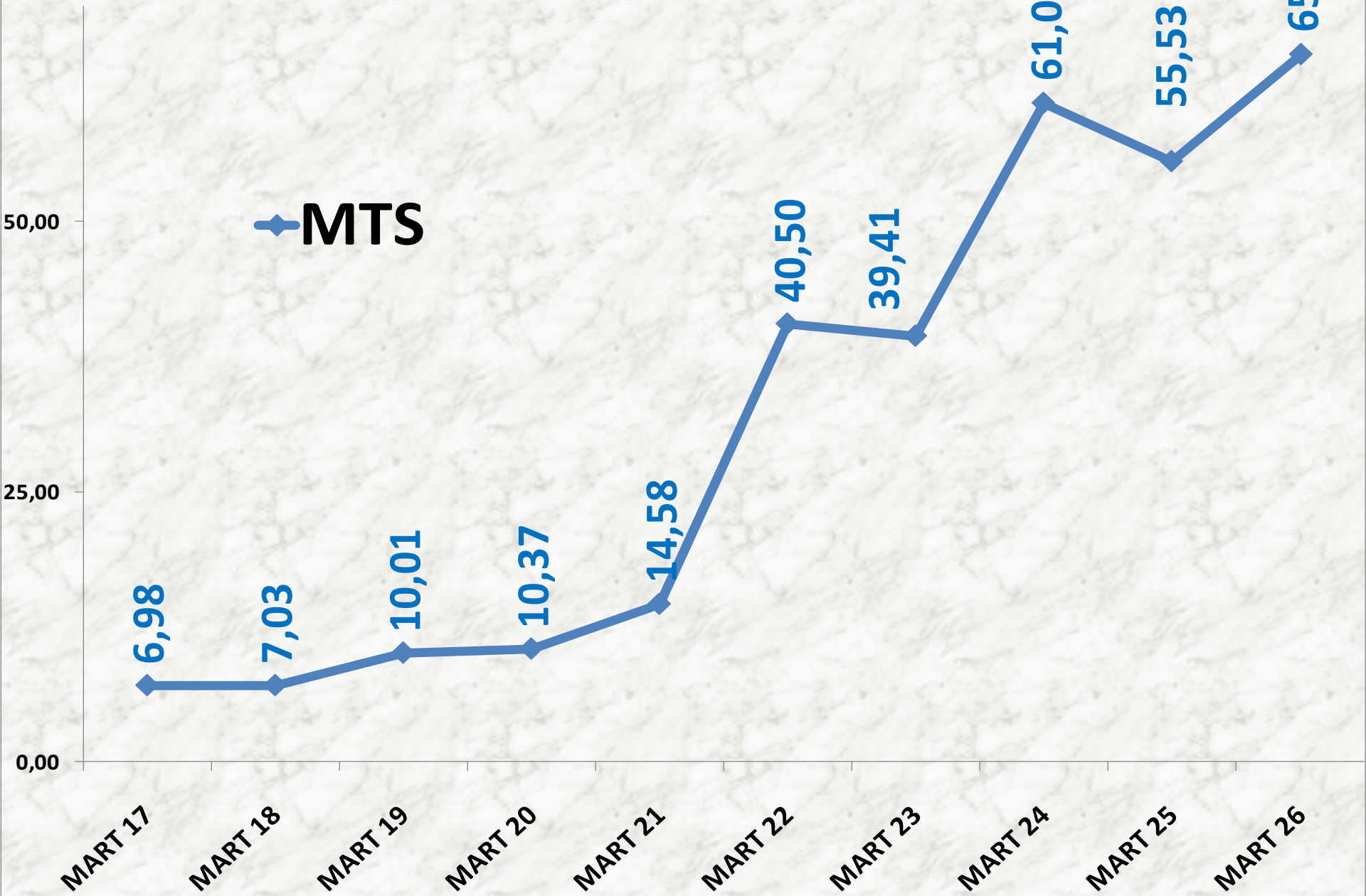


**AYLIK MAHLIÇ PAMUK MTS İŞLEM MİKTARI ORANLARI**

# YILLIK MAHLIÇ PAMUK İŞLEM MİKTARI



# MART AYLARI MAHLIÇ PAMUK FİYAT TRENDİ (TL)



# KEKİK

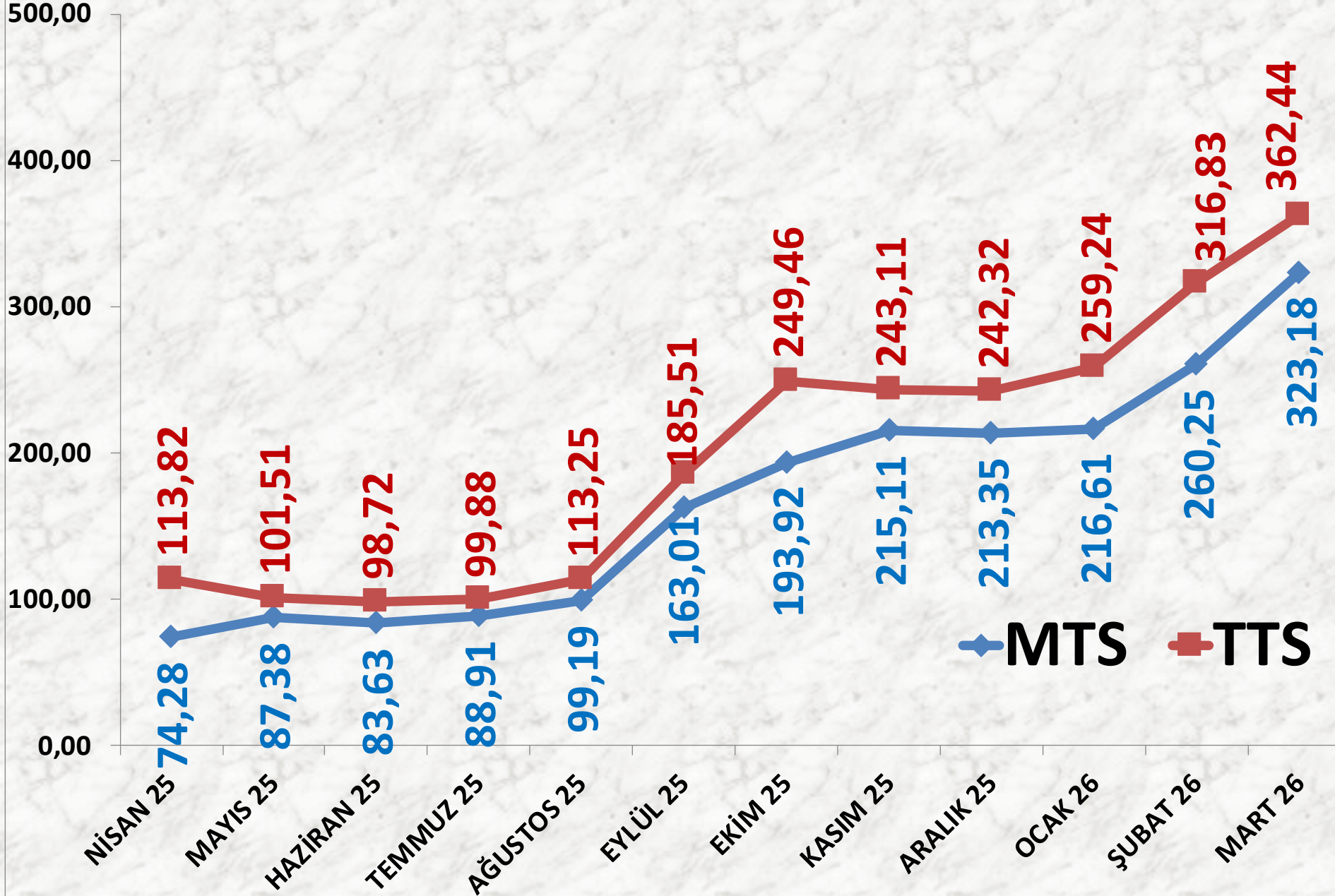
<b>İŞLEM MİKTARI TON</b>	<b>2024 MART</b>	<b>2025 MART</b>		<b>2026 MART</b>	
MTS	850 TON	-56%	371 TON	-7%	343 TON
TTS	706 TON	-48%	365 TON	24%	452 TON

<b>EN AZ FİYAT</b>	<b>2024 MART</b>	<b>2025 MART</b>		<b>2026 MART</b>	
MTS	11,88 TL	158%	30,61 TL	377%	146,00 TL
TTS	9,50 TL	447%	52,00 TL	73%	90,00 TL

<b>EN ÇOK FİYAT</b>	<b>2024 MART</b>	<b>2025 MART</b>		<b>2026 MART</b>	
MTS	28,00 TL	293%	110,00 TL	314%	455,00 TL
TTS	45,75 TL	381%	220,00 TL	227%	720,00 TL

<b>ORTALAMA FİYAT</b>	<b>2024 MART</b>	<b>2025 MART</b>		<b>2026 MART</b>	
MTS	17,30 TL	356%	78,83 TL	310%	323,18 TL
TTS	22,59 TL	449%	124,03 TL	192%	362,44 TL

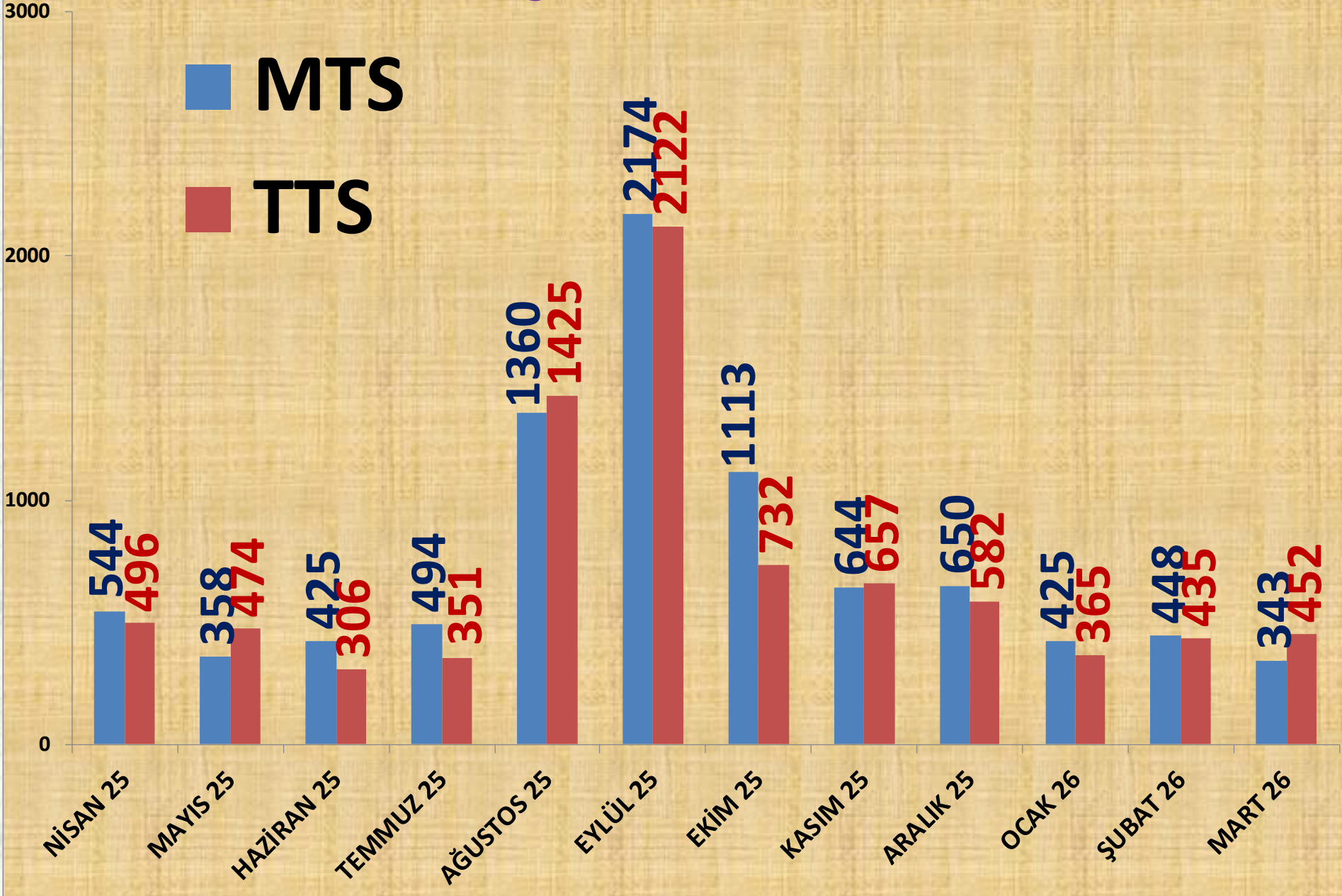
# AYLIK KEKİK FİYAT TRENDİ<sub>(TL)</sub>



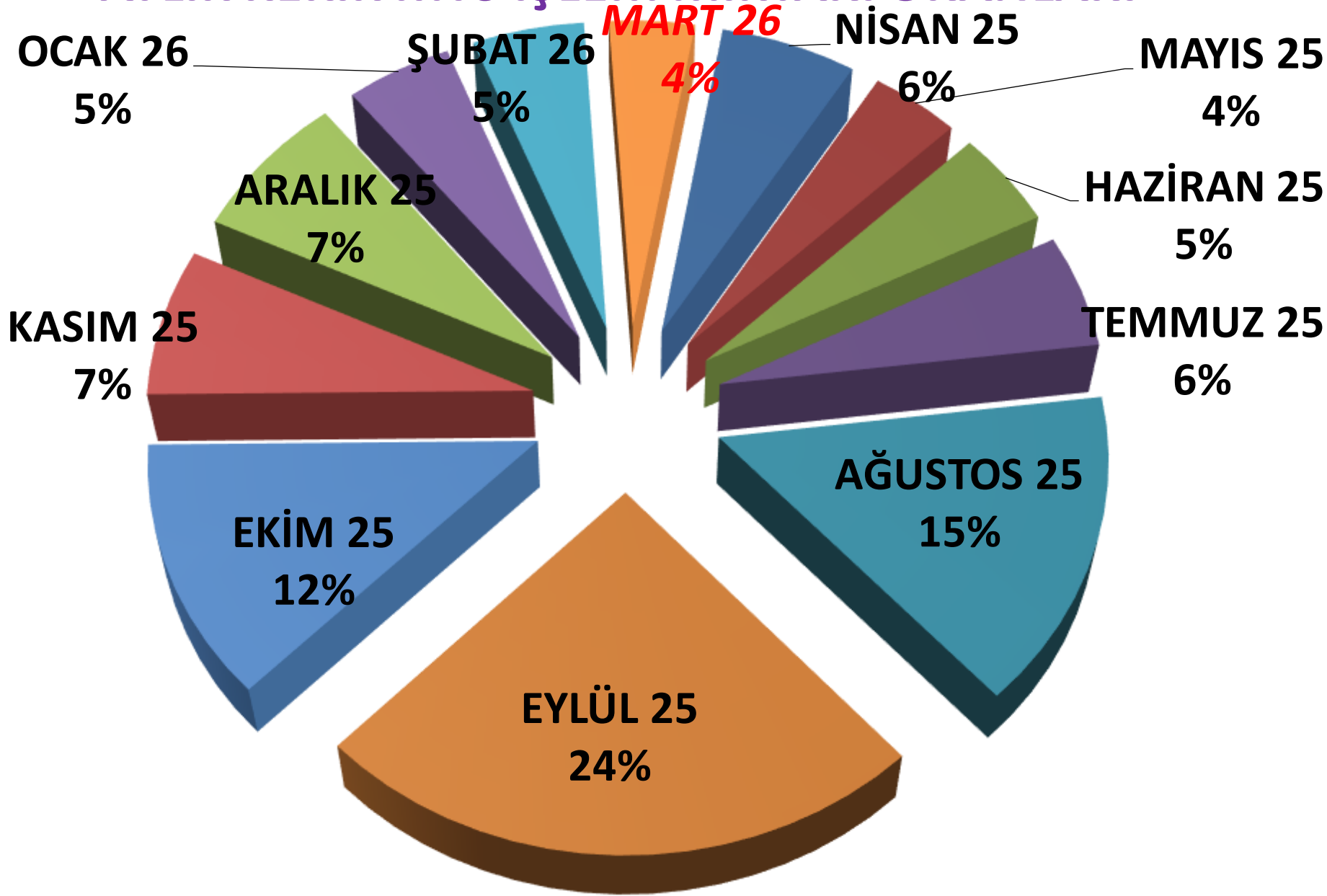
# AYLIK KEKİK İŞLEM MİKTARI (TON)

■ MTS

■ TTS



# AYLIK KEKİK MTS İŞLEM MİKTARI ORANLARI

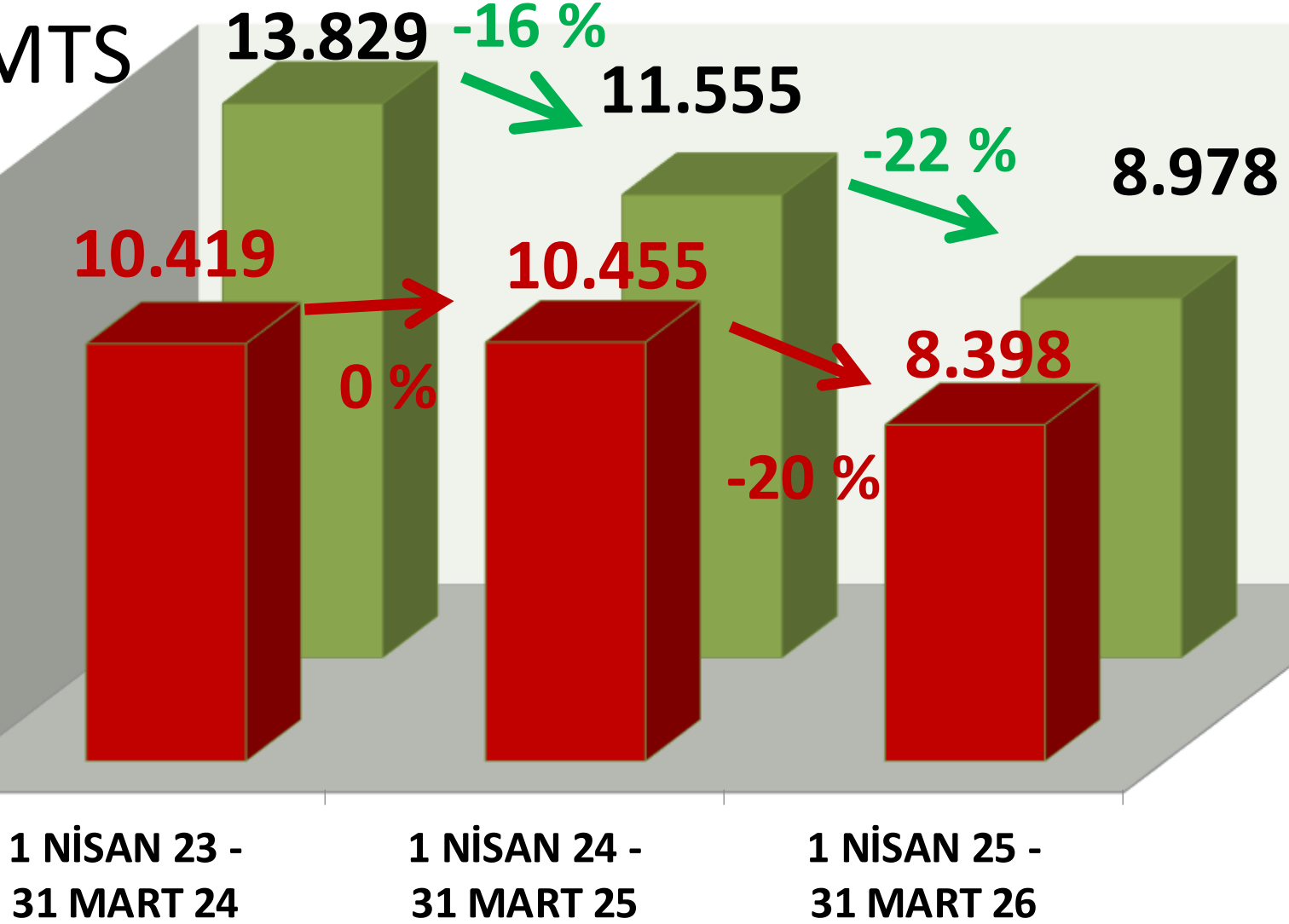


■ TTS

# YILLIK KEKİK İŞLEM MİKTARI (TON)

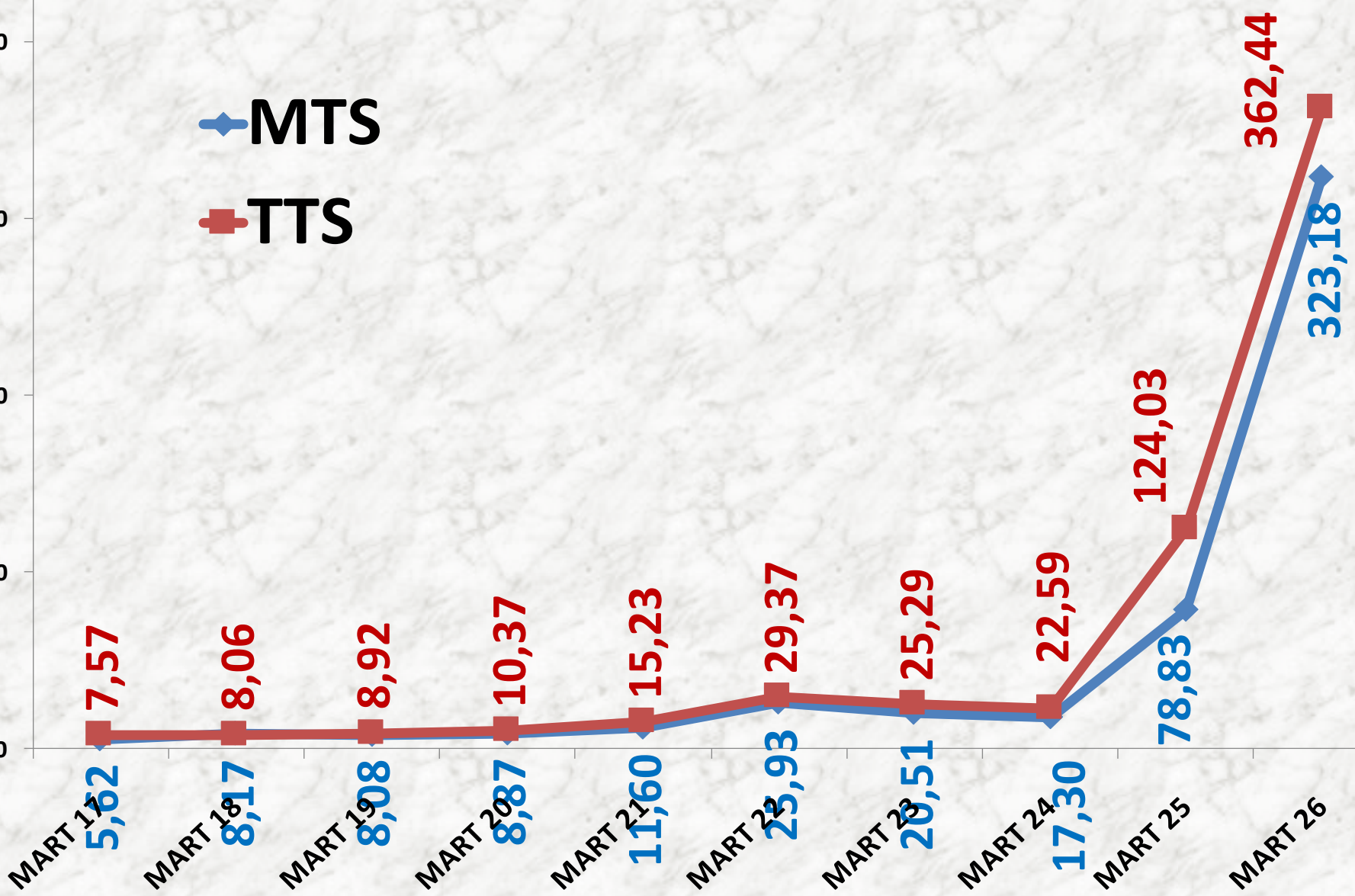
■ MTS

14.000 TON  
12.000 TON  
10.000 TON  
8.000 TON  
6.000 TON  
4.000 TON  
2.000 TON  
TON



# MART AYLARI KEKİK FİYAT TRENDİ (TL)

◆ MTS  
■ TTS



# ANASON

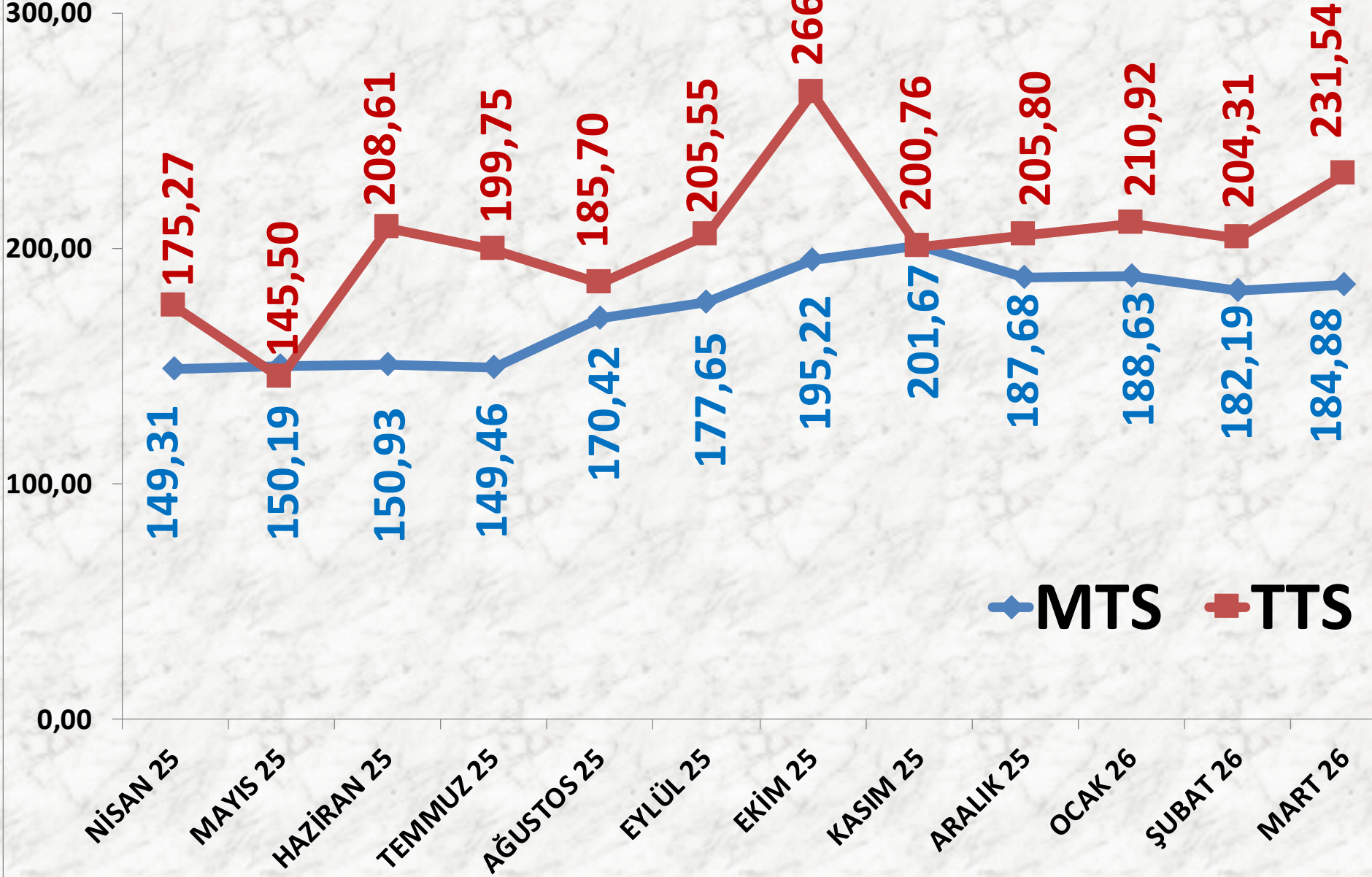
<b>İŞLEM MİKTARI TON</b>	<b>2024 MART</b>	<b>2025 MART</b>		<b>2026 MART</b>	
MTS	20 TON	-79%	4 TON	2748%	120 TON
TTS	2 TON	331%	10 TON	-90%	1 TON

<b>EN AZ FİYAT</b>	<b>2024 MART</b>	<b>2025 MART</b>		<b>2026 MART</b>	
MTS	141,43 TL	6%	150,00 TL	18%	177,23 TL
TTS	139,97 TL	-46%	75,00 TL	127%	170,00 TL

<b>EN ÇOK FİYAT</b>	<b>2024 MART</b>	<b>2025 MART</b>		<b>2026 MART</b>	
MTS	141,43 TL	6%	150,00 TL	60%	240,00 TL
TTS	139,97 TL	49%	207,92 TL	30%	270,00 TL

<b>ORTALAMA FİYAT</b>	<b>2024 MART</b>	<b>2025 MART</b>		<b>2026 MART</b>	
MTS	141,43 TL	6%	150,00 TL	23%	184,88 TL
TTS	139,97 TL	8%	151,41 TL	53%	231,54 TL

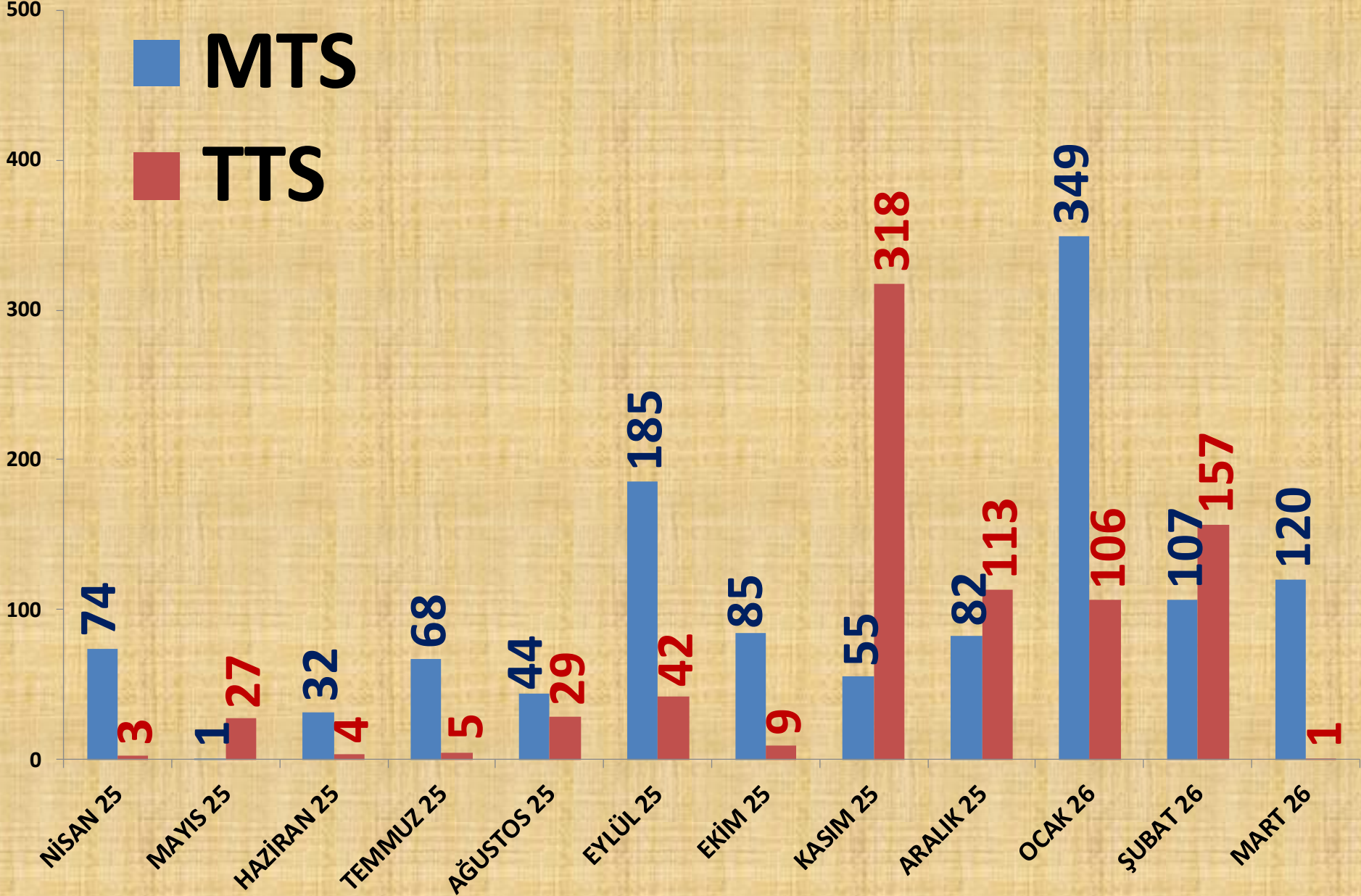
# AYLIK ANASON FİYAT TRENDİ (TL)

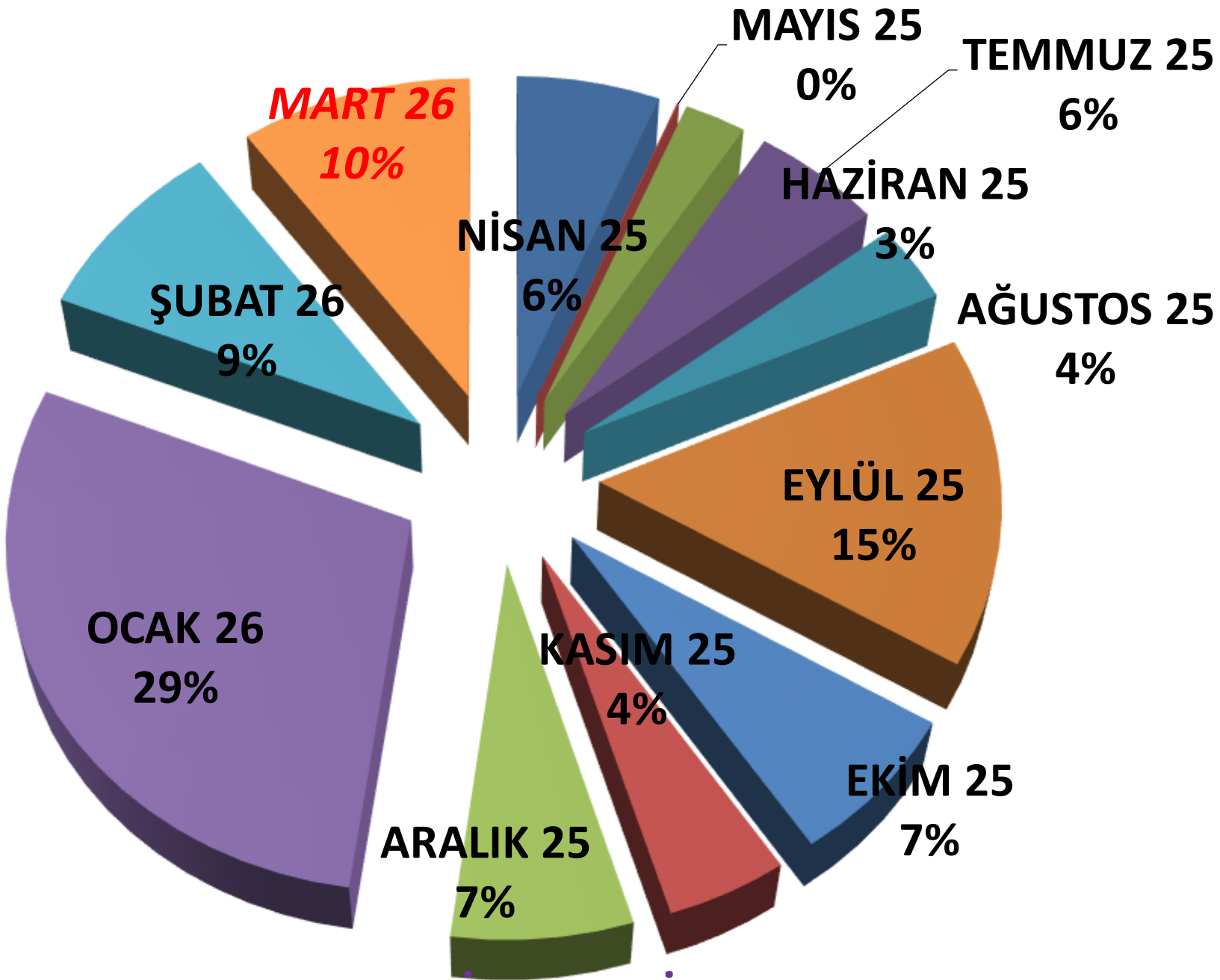


# AYLIK ANASON İŞLEM MİKTARI (TON)

■ MTS

■ TTS



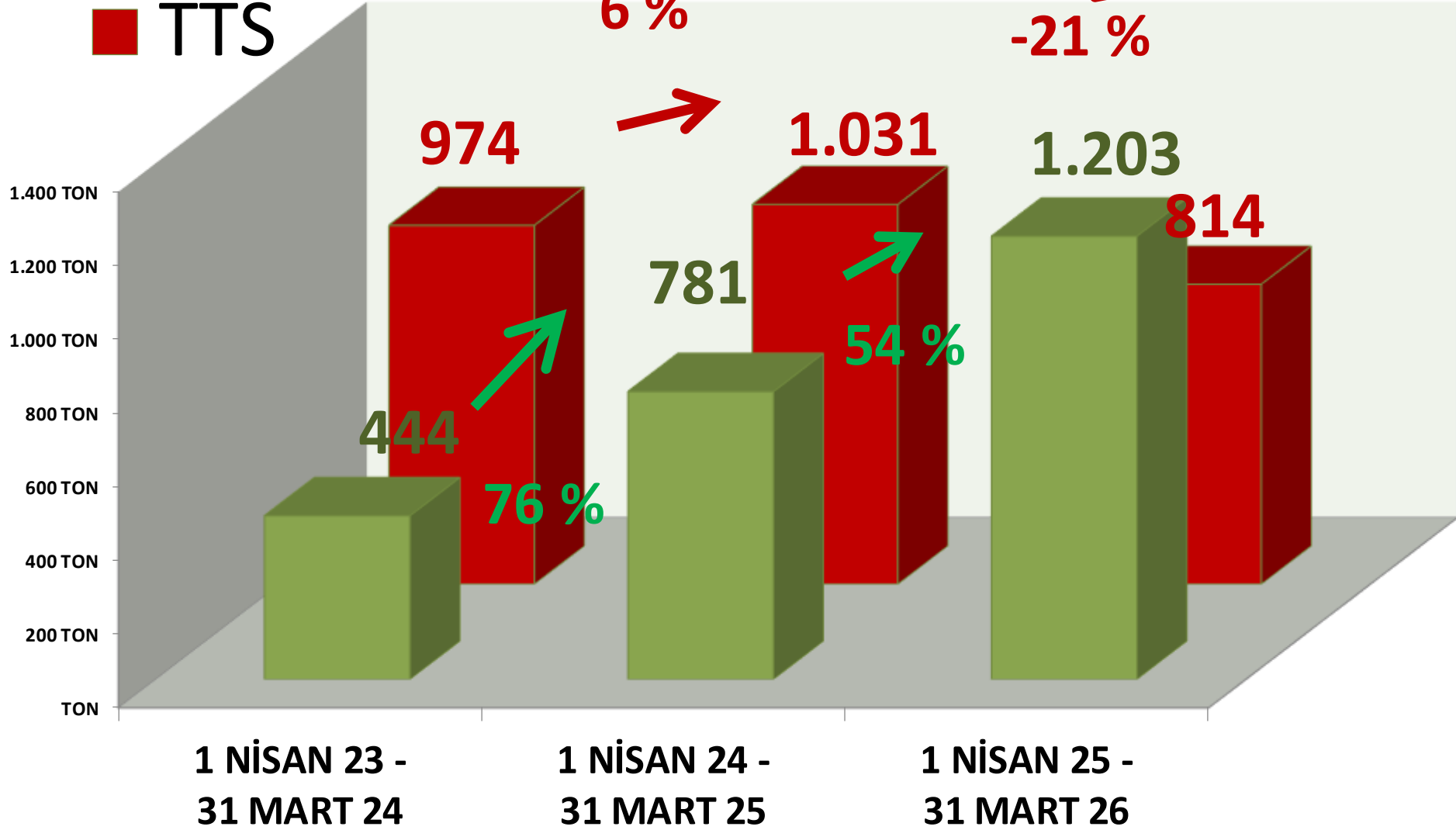


**AYLIK ANASON MTS İŞLEM MİKTARI ORANLARI**

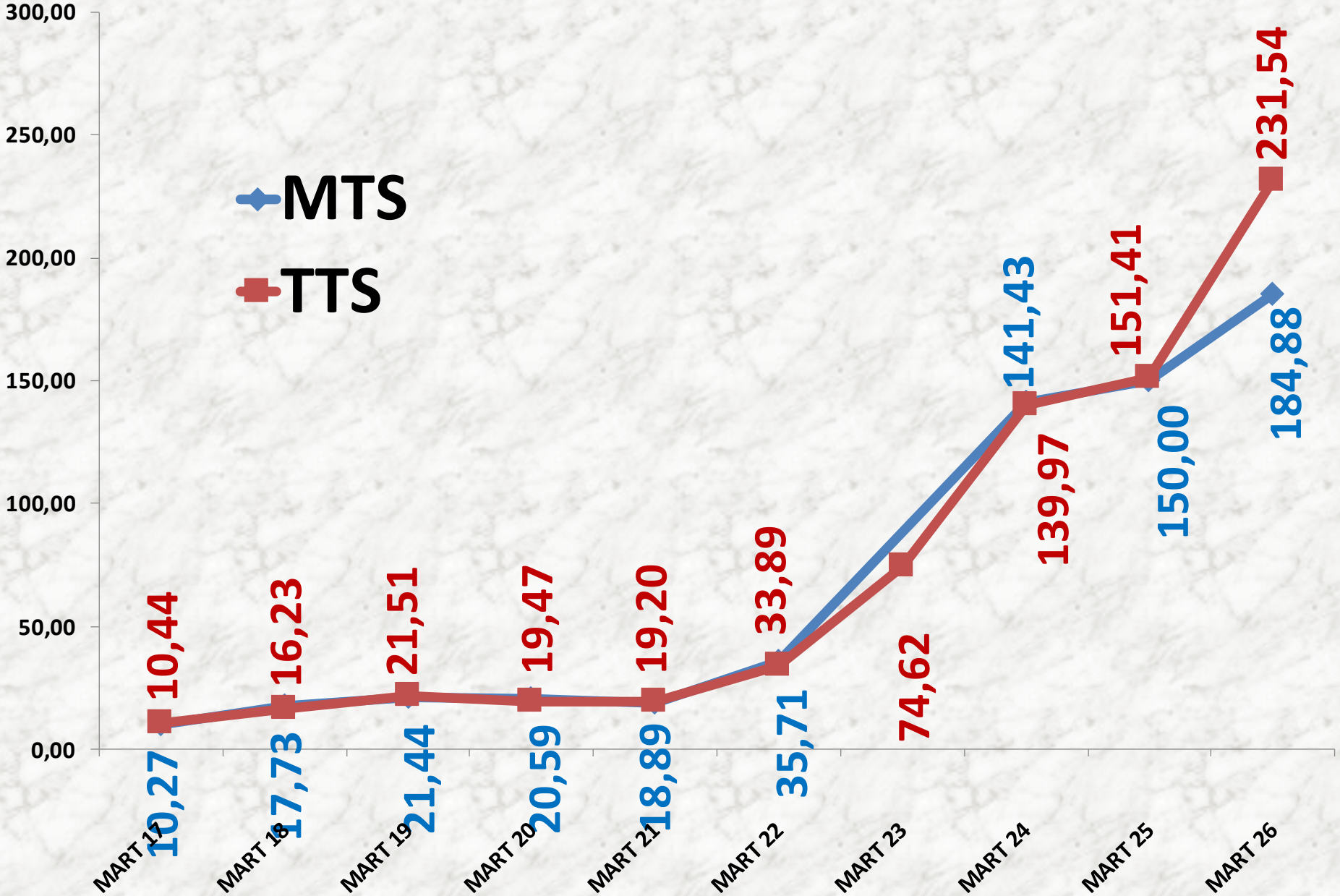
■ MTS

# YILLIK ANASON İŞLEM MİKTARI (TON)

■ TTS



# MART AYLARI ANASON FİYAT TRENDİ (TL)



# YAPRAK TTN

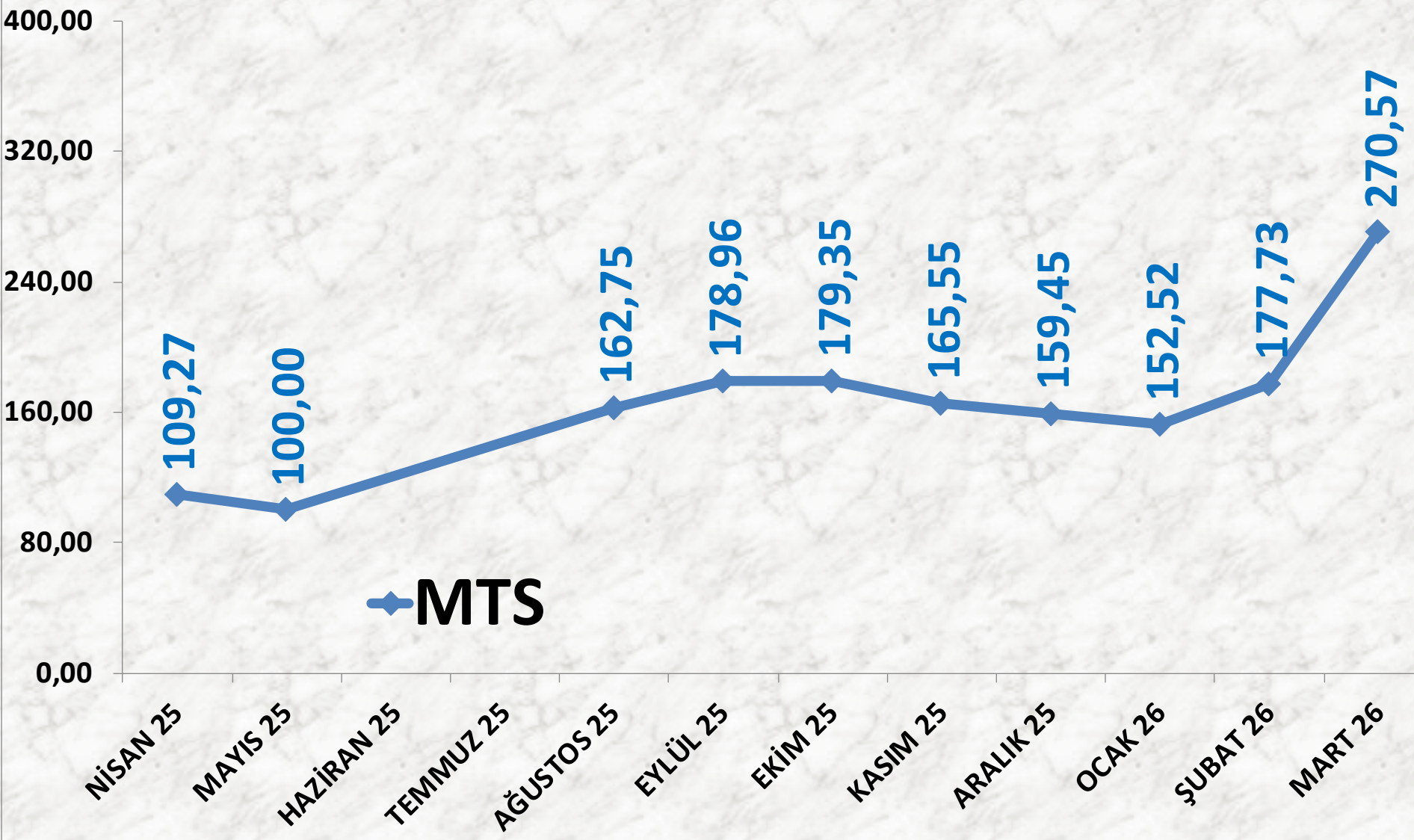
<b>İŐLEM MİKTARI TON</b>	<b>2024 MART</b>	<b>2025 MART</b>		<b>2026 MART</b>	
MTS	4.136 TON	-95%	193 TON	5824%	11.437 TON

<b>EN AZ FİYAT</b>	<b>2024 MART</b>	<b>2025 MART</b>		<b>2026 MART</b>	
MTS	49,55 TL	21%	60,00 TL	37%	82,00 TL

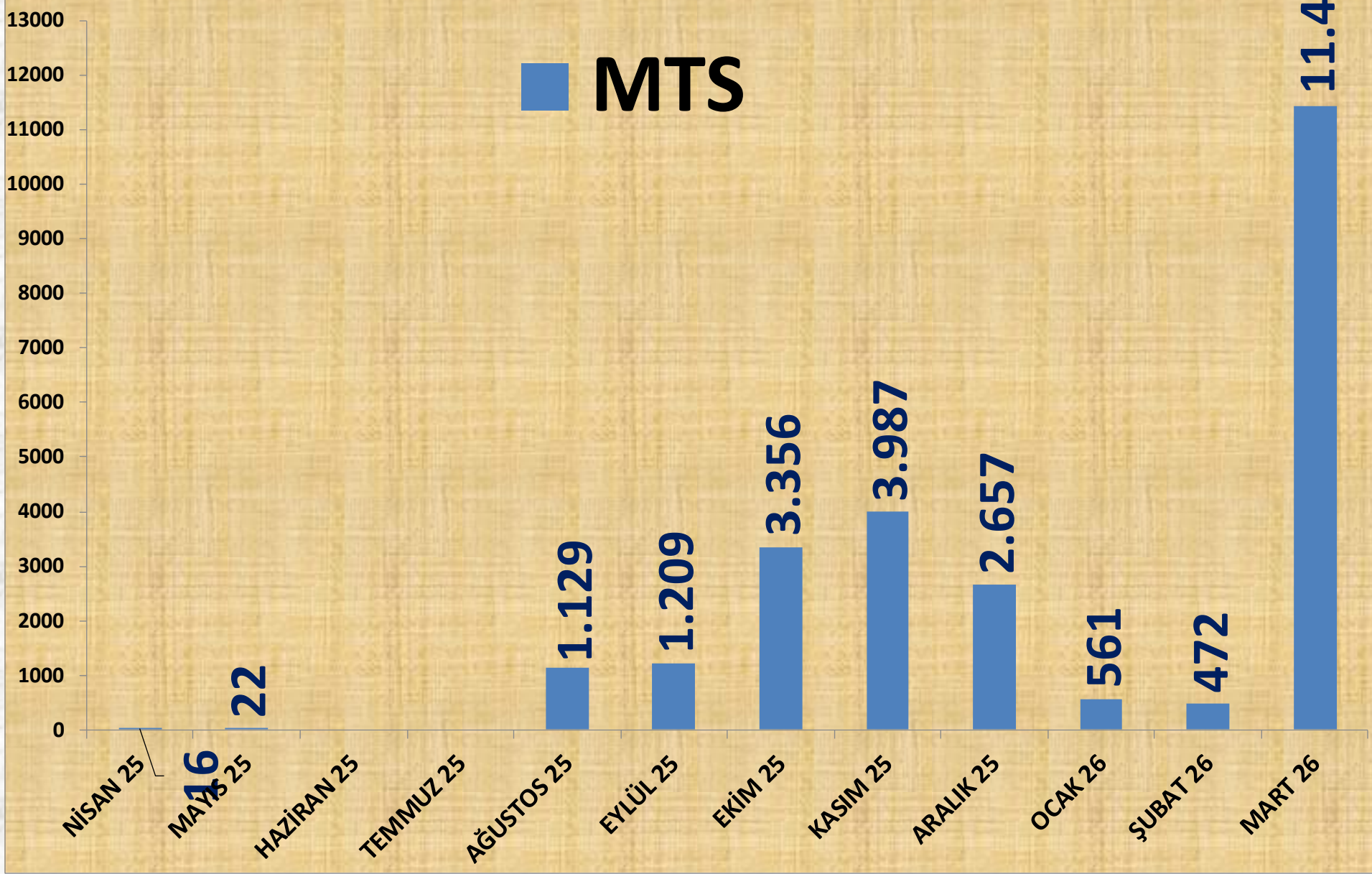
<b>EN ÇOK FİYAT</b>	<b>2024 MART</b>	<b>2025 MART</b>		<b>2026 MART</b>	
MTS	144,33 TL	25%	180,00 TL	131%	415,56 TL

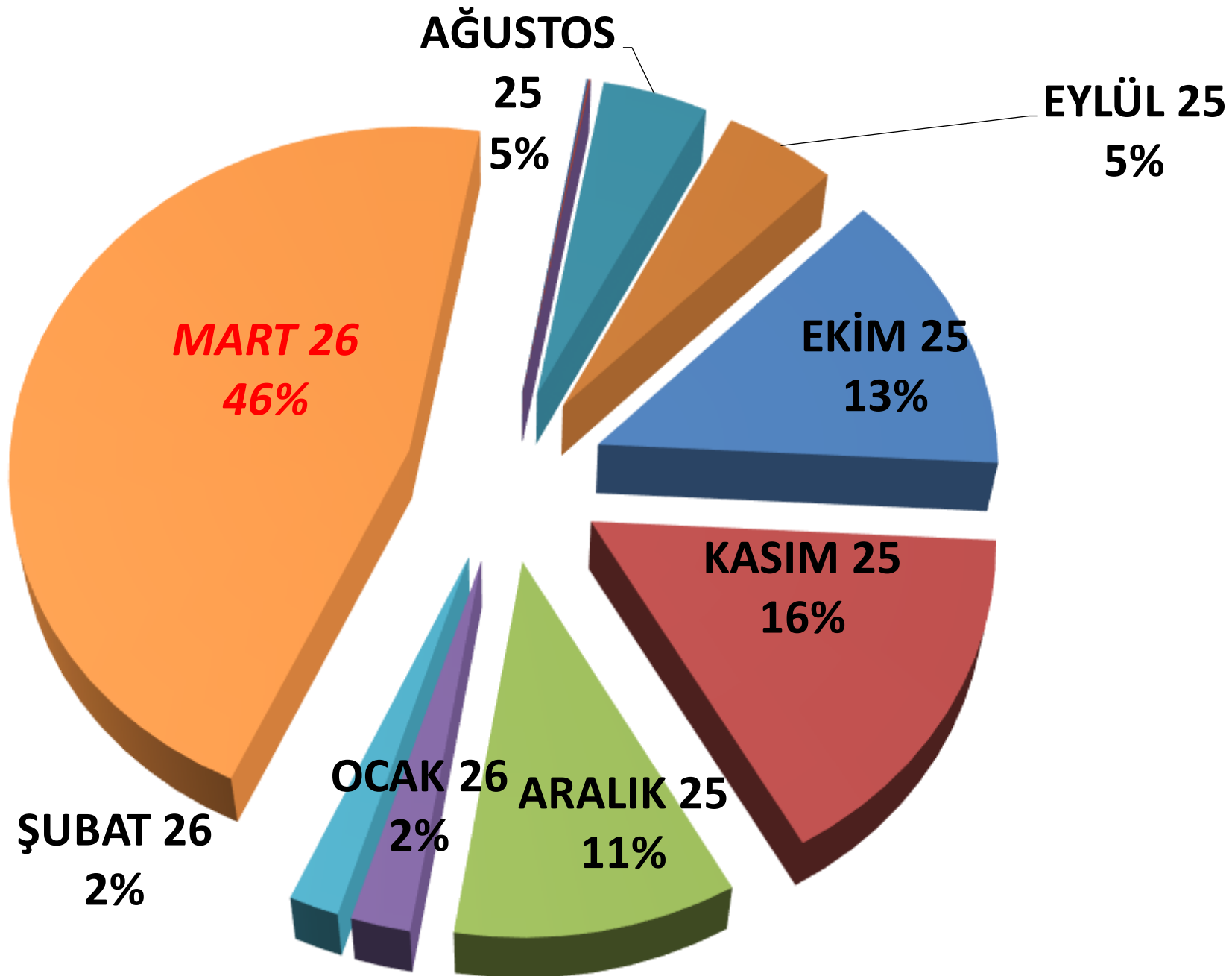
<b>ORTALAMA FİYAT</b>	<b>2024 MART</b>	<b>2025 MART</b>		<b>2026 MART</b>	
MTS	120,81 TL	11%	134,41 TL	101%	270,57 TL

# AYLIK TÜTÜN FİYAT TRENDİ (TL)



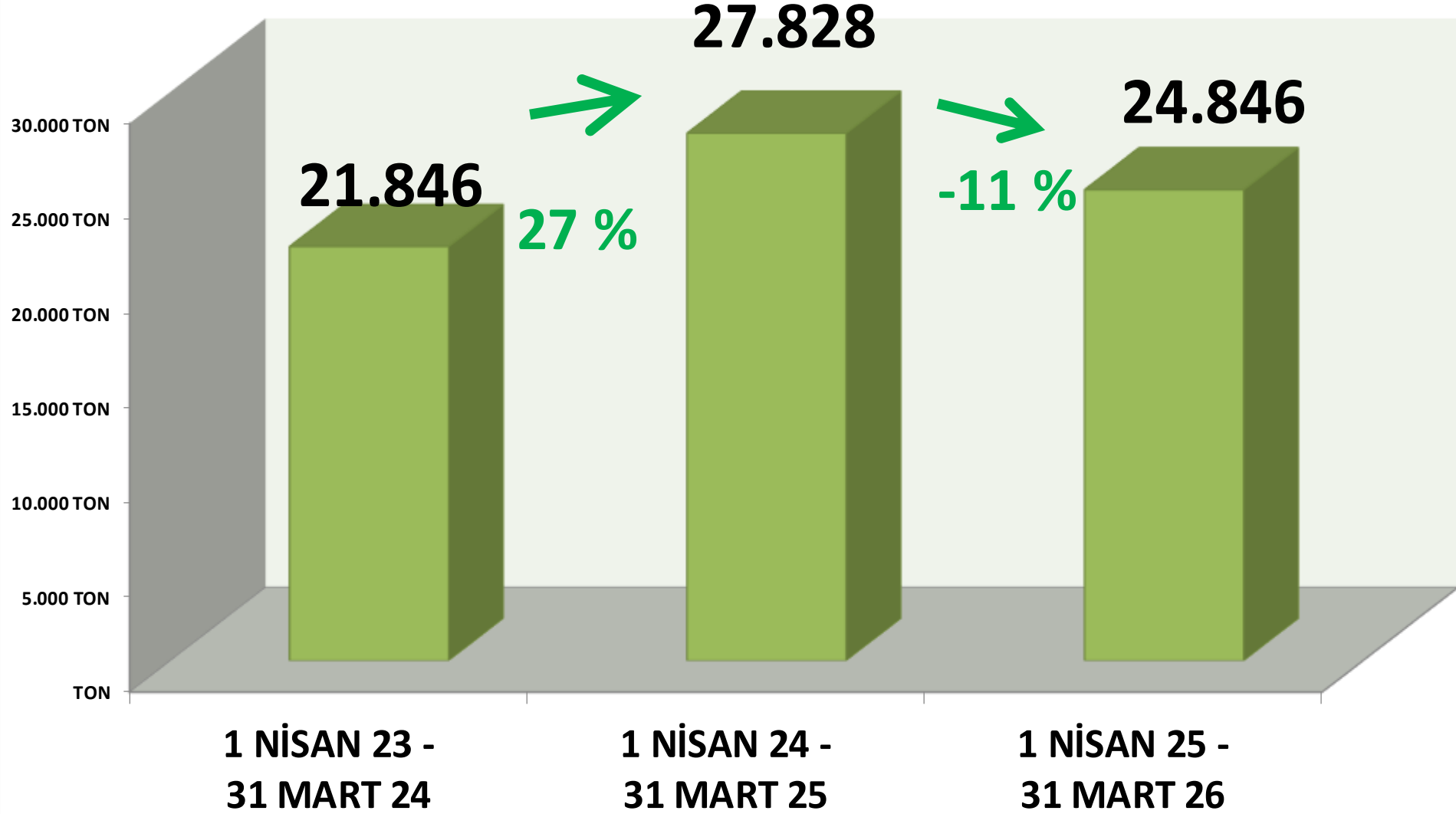
# AYLIK TÜTÜN İŞLEM MİKTARI (TON)





**AYLIK TÛTÛN MTS İŐLEM MİKTARI ORANLARI**

# YILLIK TÜTÜN İŞLEM MİKTARI (TON)



# MART AYLARI TÜTÜN FİYAT TRENDİ (TL)

◆ MTS

MART 17

MART 18

MART 19

MART 20

MART 21

MART 22

MART 23

MART 24

MART 25

MART 26

16,19

20,33

21,81

25,17

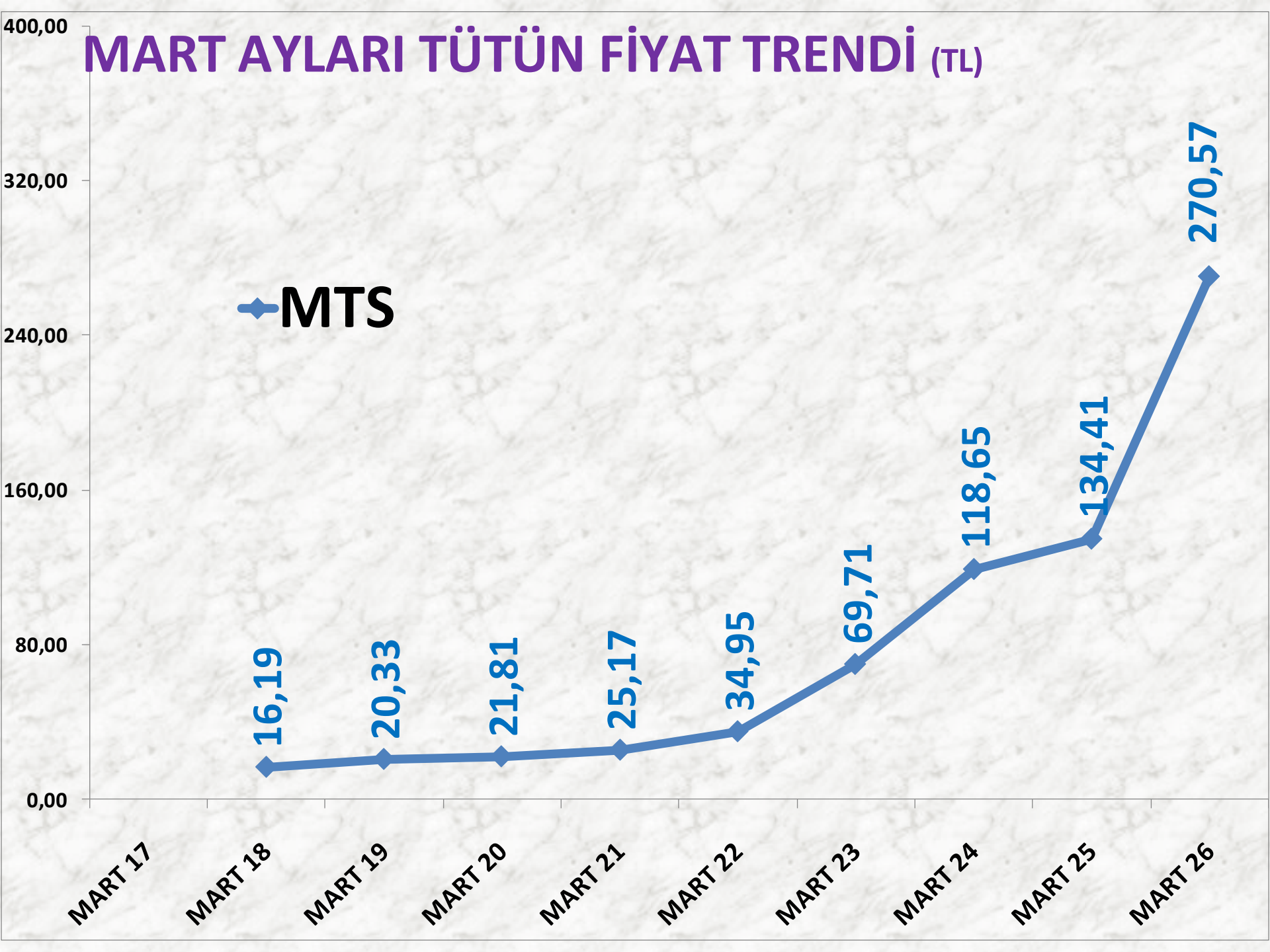
34,95

69,71

118,65

134,41

270,57



# KASAPLIK CANLI HAYVAN

## BÜYÜKBAŞ İŞLEM MİKTARI

İŞLEM MİKTARI ADET	2024 MART	2025 MART		2026 MART	
MTS	1.448 ADET	71%	2.480 ADET	7%	2.658 ADET
TTS	774 ADET	-50%	387 ADET	46%	565 ADET

## KÜÇÜKBAŞ İŞLEM MİKTARI

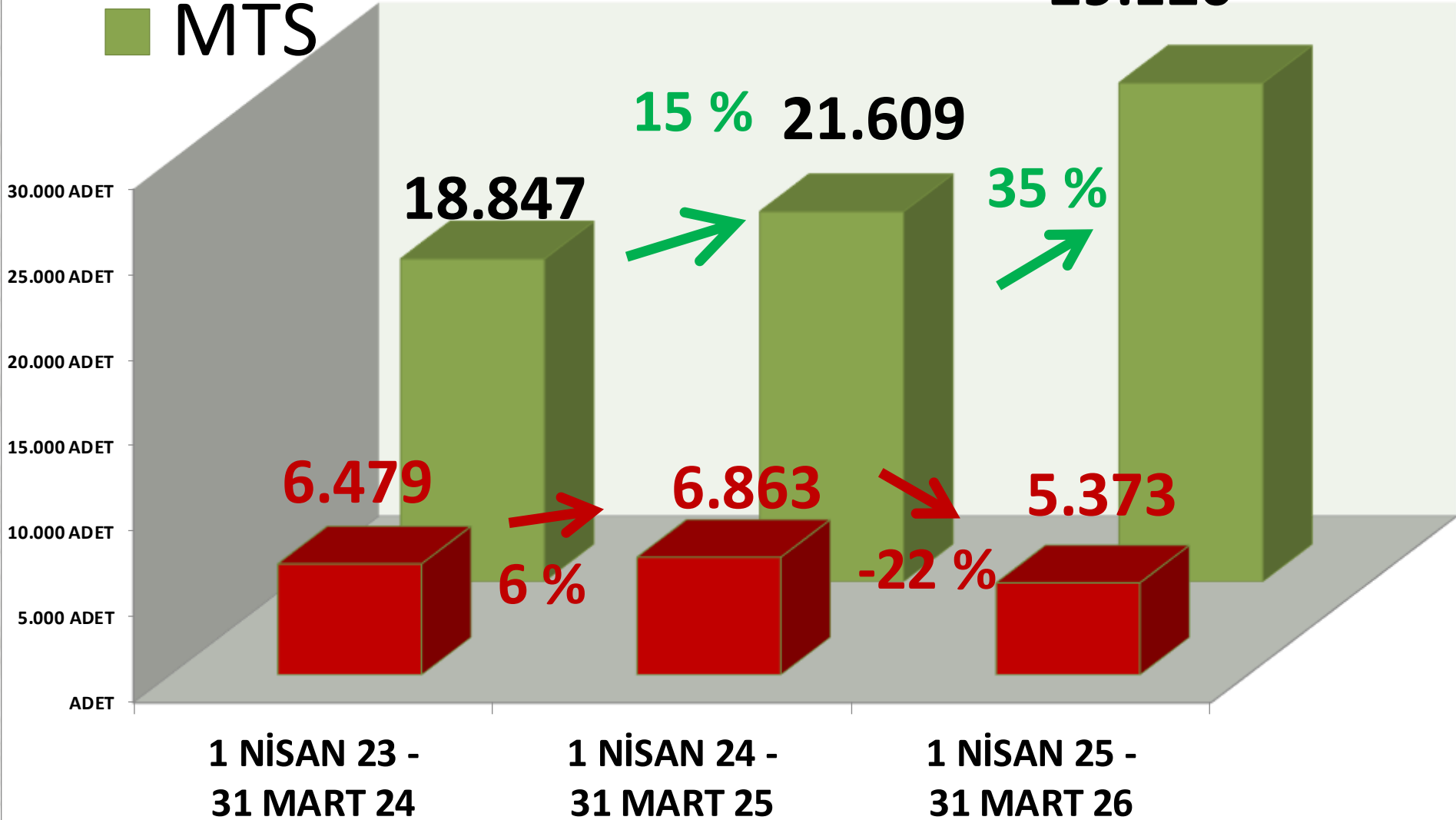
İŞLEM MİKTARI ADET	2024 MART	2025 MART		2026 MART	
MTS	6.552 ADET	-17%	5.414 ADET	1%	5.452 ADET
TTS	108 ADET	294%	426 ADET	-10%	383 ADET

■ TTS

# YILLIK BÜYÜKBAŞ İŞLEM MİKTARI (TON)

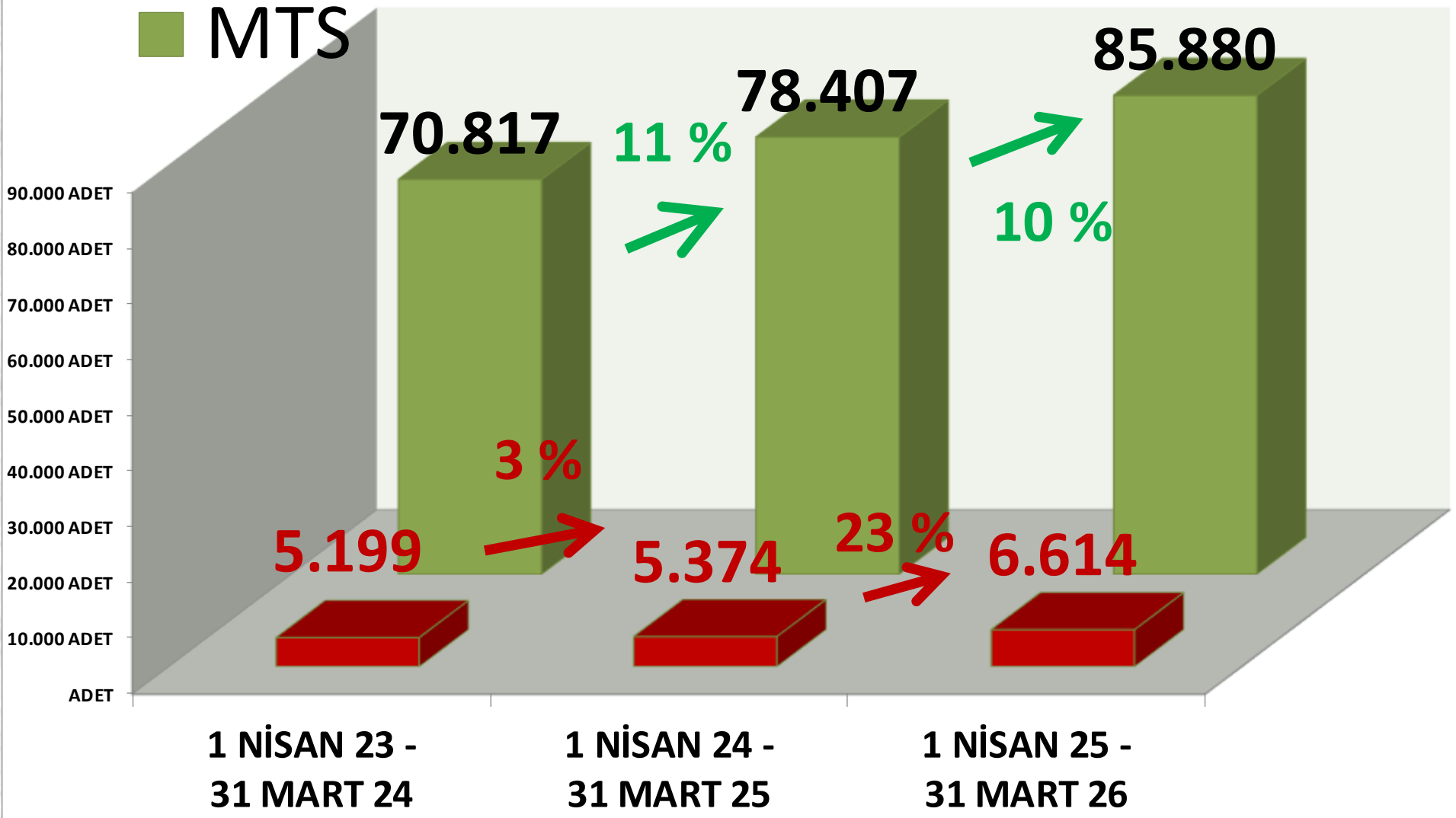
■ MTS

29.120



# TTS YILLIK KÜÇÜKBAŞ İŞLEM MİKTARI (TON)

■ TTS  
■ MTS





DİNLEDİĞİNİZ İÇİN  
TEŞEKKÜR EDERİM

RECEP MENGİ

