

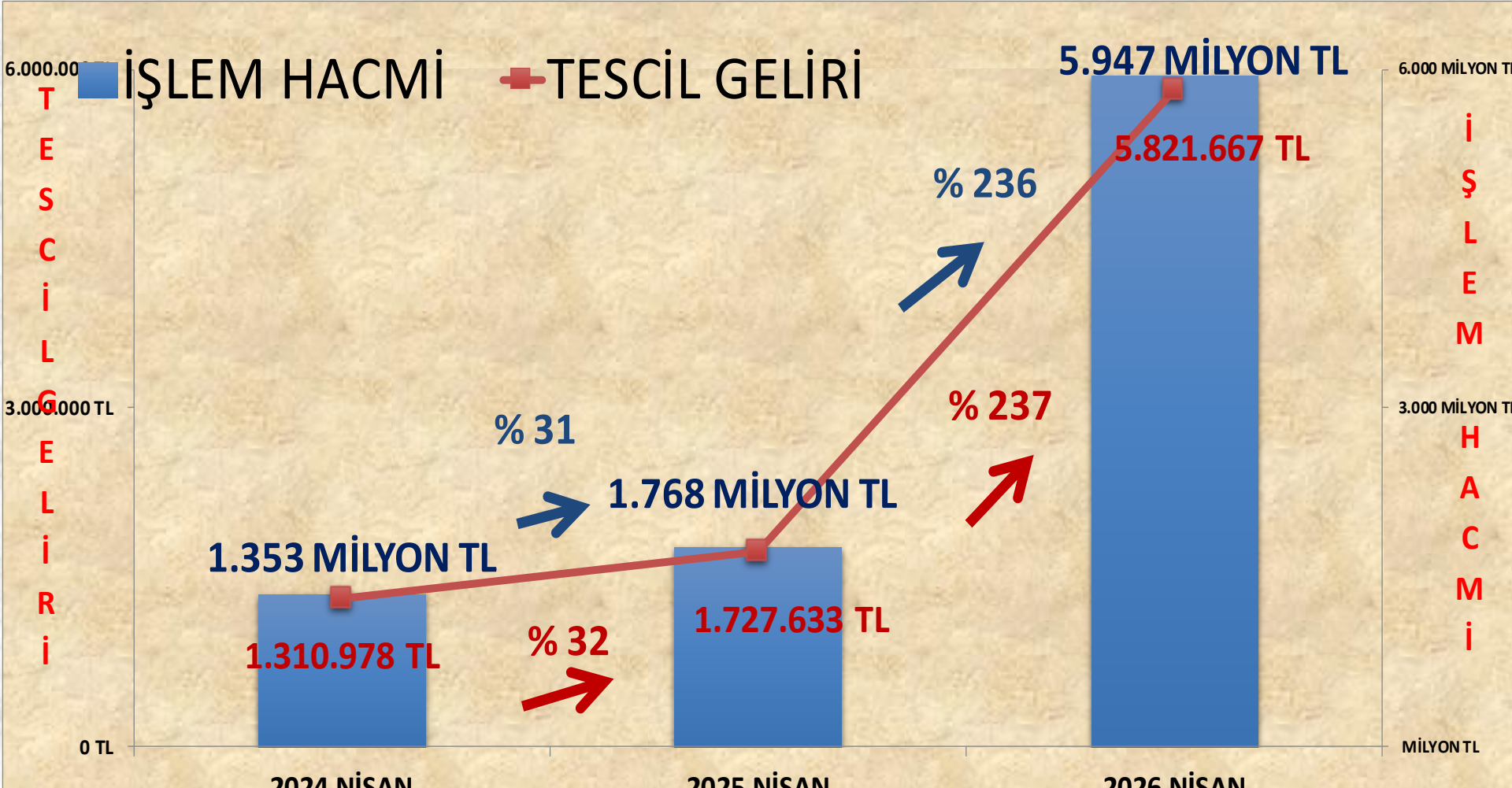


NİSAN 2026 TESCİL SUNUMU



İŞLEM HACMİ VE TESCİL GELİRİ VERİLERİ

	2024 NİSAN		2025 NİSAN		2026 NİSAN
İŞLEM HACMİ	1.353 MİLYON TL	31%	1.768 MİLYON TL	236%	5.947 MİLYON TL
TESCİL GELİRİ	1.310.978 TL	32%	1.727.633 TL	237%	5.821.667 TL



2025 NİSAN

ÜRÜN GRUBU	Miktar(kg./lt/adet)	Tutar(TL)
BAKLIYAT VE MAMÜLLERİ	613.937	32.327.518
BİTKİSEL YAĞLAR	307	38.673
KOTASYON DIŐI ÜRÜNLER	41.402.429	860.581.945
HAM DERİLER VE BAĞIRSAKLAR	19.671	466.831
HAYVANSAL YAĞLAR	161	53.667
HUBUBAT .	7.063.032	94.199.501
HUBUBAT MAMÜLLERİ	68.495	1.208.333
KASAPLIK CANLI HAYVANLAR	11.758	436.069.755
KURU MEYVELER	619.366	68.115.568
ORMAN MAHSÜLLERİ	148.491	11.762.469
TEKSTİL HAMMADDELERİ	132.934	6.970.155
YAĞLI TOHUMLAR	4.676.136	256.019.788
<u>TOPLAM</u>	54.756.716	1.767.814.202

2026 NİSAN

ÜRÜN GRUBU	Miktar(kg./lt/adet)	Tutar(TL)
BAKLİYAT VE MAMÜLLERİ	1.198.646	91.950.180
BİTKİSEL YAĞLAR	81.085	18.904.925
KOTASYON DIŞI ÜRÜNLER	52.889.416	4.536.935.867
HAM DERİLER VE BAĞIRSAKLAR	317.531	4.586.349
HAYVANSAL YAĞLAR	844	311.068
HUBUBAT .	9.108.817	128.825.972
HUBUBAT MAMÜLLERİ	83.315	1.625.040
KASAPLIK CANLI HAYVANLAR	13.681	767.290.134
KURU MEYVELER	910.516	123.955.446
ORMAN MAHSÜLLERİ	94.797	9.697.402
TEKSTİL HAMMADDELERİ	218.130	6.517.070
YAĞLI TOHUMLAR	3.809.158	256.035.072
<u>TOPLAM</u>	68.725.936	5.946.634.525

2025 NİSAN - 2026 NİSAN DEĞİŞİM

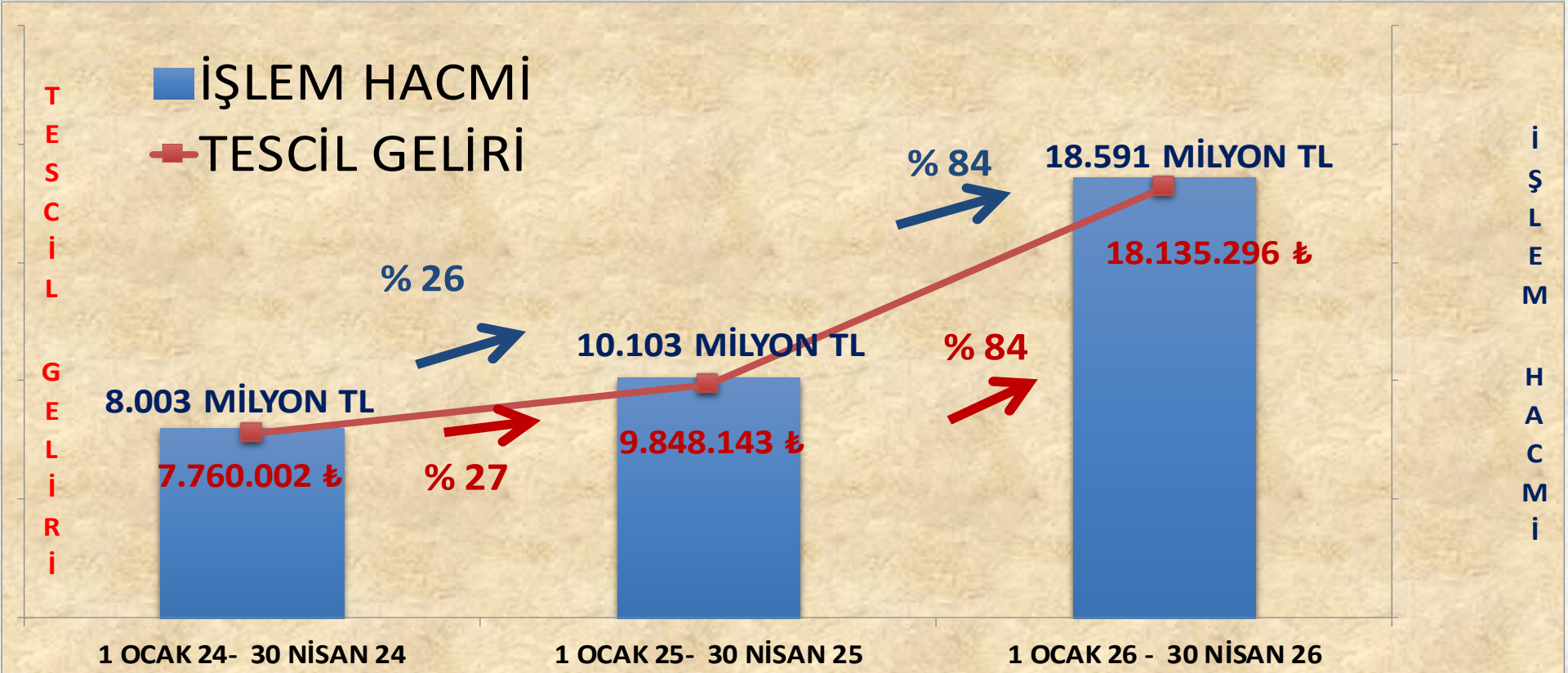
ÜRÜN GRUBU	Miktar(kg./lt/adet)	Tutar(TL)
BAKLİYAT VE MAMÜLLERİ	584.709	59.622.661
BİTKİSEL YAĞLAR	80.778	18.866.252
KOTASYON DIŞI ÜRÜNLER	11.486.987	3.676.353.923
HAM DERİLER VE BAĞIRSAKLAR	297.860	4.119.518
HAYVANSAL YAĞLAR	683	257.402
HUBUBAT .	2.045.785	34.626.471
HUBUBAT MAMÜLLERİ	14.820	416.708
KASAPLIK CANLI HAYVANLAR	1.923	331.220.379
KURU MEYVELER	291.150	55.839.878
ORMAN MAHSÜLLERİ	-53.694	-2.065.067
TEKSTİL HAMMADDELERİ	85.196	-453.085
YAĞLI TOHUMLAR	-866.978	15.284
<u>TOPLAM</u>	13.969.220	4.178.820.323

2025 NİSAN - 2026 NİSAN DEĞİŞİM ORANI

ÜRÜN GRUBU	Miktar(kg./lt/adet)	Tutar(TL)
BAKLİYAT VE MAMÜLLERİ	95%	184%
BİTKİSEL YAĞLAR	26312%	48783%
KOTASYON DIŞI ÜRÜNLER	28%	427%
HAM DERİLER VE BAĞIRSAKLAR	1514%	882%
HAYVANSAL YAĞLAR	424%	480%
HUBUBAT .	29%	37%
HUBUBAT MAMÜLLERİ	22%	34%
KASAPLIK CANLI HAYVANLAR	16%	76%
KURU MEYVELER	47%	82%
ORMAN MAHSÜLLERİ	-36%	-18%
TEKSTİL HAMMADDELERİ	64%	-7%
YAĞLI TOHUMLAR	-19%	0%
<u>TOPLAM</u>	26%	236%

İŞLEM HACMİ VE TESCİL GELİRİ VERİLERİ

	1 OCAK 24- 30 NİSAN 24	1 OCAK 25- 30 NİSAN 25		1 OCAK 26 - 30 NİSAN 26	
İŞLEM HACMI	8.003 MİLYON TL	26%	10.103 MİLYON TL	84%	18.591 MİLYON TL
TESCİL GELİRİ	7.760.002 TL	27%	9.848.143 TL	84%	18.135.296 TL



1 OCAK - 30 NİSAN 2025

	Miktar(kg./lt/adet)	Tutar(TL)
BAKLİYAT VE MAMÜLLERİ	1.895.340	101.805.720
BİTKİSEL YAĞLAR	5.825	1.105.789
KOTASYON DIŐI ÜRÜNLER	349.942.378	6.255.436.155
HAM DERİLER VE BAĞIRSAKLAR	63.365	1.527.764
HAYVANSAL YAĞLAR	1.081	392.218
HUBUBAT .	55.515.546	568.155.340
HUBUBAT MAMÜLLERİ	1.359.917	22.792.454
KASAPLIK CANLI HAYVANLAR	41.432	1.462.984.724
KURU MEYVELER	2.366.974	238.669.996
ORMAN MAHSÜLLERİ	851.974	31.586.345
TEKSTİL HAMMADDELERİ	8.612.919	277.141.513
YAĞLI TOHUMLAR	22.613.623	1.141.452.809
<u>TOPLAM</u>	443.270.374	10.103.050.827

1 OCAK - 30 NİSAN 2026

	Miktar(kg./lt/adet)	Tutar(TL)
BAKLİYAT VE MAMÜLLERİ	4.726.090	367.225.999
BITKİSEL YAĞLAR	171.822	40.267.441
KOTASYON DIŐI ÜRÜNLER	386.498.890	12.732.159.333
HAM DERİLER VE BAĞIRSAKLAR	873.602	11.611.355
HAYVANSAL YAĞLAR	1.798	512.785
HUBUBAT .	72.257.033	896.966.261
HUBUBAT MAMÜLLERİ	374.435	6.679.607
KASAPLIK CANLI HAYVANLAR	45.335	2.479.091.067
KURU MEYVELER	3.311.937	452.321.447
ORMAN MAHSÜLLERİ	1.104.064	58.765.425
TEKSTİL HAMMADDELERİ	4.961.508	156.296.905
YAĞLI TOHUMLAR	21.482.895	1.389.187.067
<u>TOPLAM</u>	495.809.407	18.591.084.691

1 OCAK - 30 NİSAN 2025-26 DEĞİŞİM

	Miktar(kg./lt/adet)	Tutar(TL)
BAKLİYAT VE MAMÜLLERİ	2.830.750	265.420.279
BITKİSEL YAĞLAR	165.997	39.161.652
KOTASYON DIŞI ÜRÜNLER	36.556.512	6.476.723.178
HAM DERİLER VE BAĞIRSAKLAR	810.237	10.083.591
HAYVANSAL YAĞLAR	717	120.567
HUBUBAT .	16.741.487	328.810.921
HUBUBAT MAMÜLLERİ	-985.482	-16.112.848
KASAPLIK CANLI HAYVANLAR	3.903	1.016.106.342
KURU MEYVELER	944.963	213.651.451
ORMAN MAHSÜLLERİ	252.089	27.179.080
TEKSTİL HAMMADDELERİ	-3.651.411	-120.844.608
YAĞLI TOHUMLAR	-1.130.728	247.734.257
<u>TOPLAM</u>	52.539.033	8.488.033.865

1 OCAK - 30 NİSAN 2025-26 DEĞİŞİM ORANI

	Miktar(kg./lt/adet)	Tutar(TL)
BAKLİYAT VE MAMÜLLERİ	149%	261%
BITKİSEL YAĞLAR	2850%	3542%
KOTASYON DIŞI ÜRÜNLER	10%	104%
HAM DERİLER VE BAĞIRSAKLAR	1279%	660%
HAYVANSAL YAĞLAR	66%	31%
HUBUBAT .	30%	58%
HUBUBAT MAMÜLLERİ	-72%	-71%
KASAPLIK CANLI HAYVANLAR	9%	69%
KURU MEYVELER	40%	90%
ORMAN MAHSÜLLERİ	30%	86%
TEKSTİL HAMMADDELERİ	-42%	-44%
YAĞLI TOHUMLAR	-5%	22%
<u>TOPLAM</u>	12%	84%

ARPA

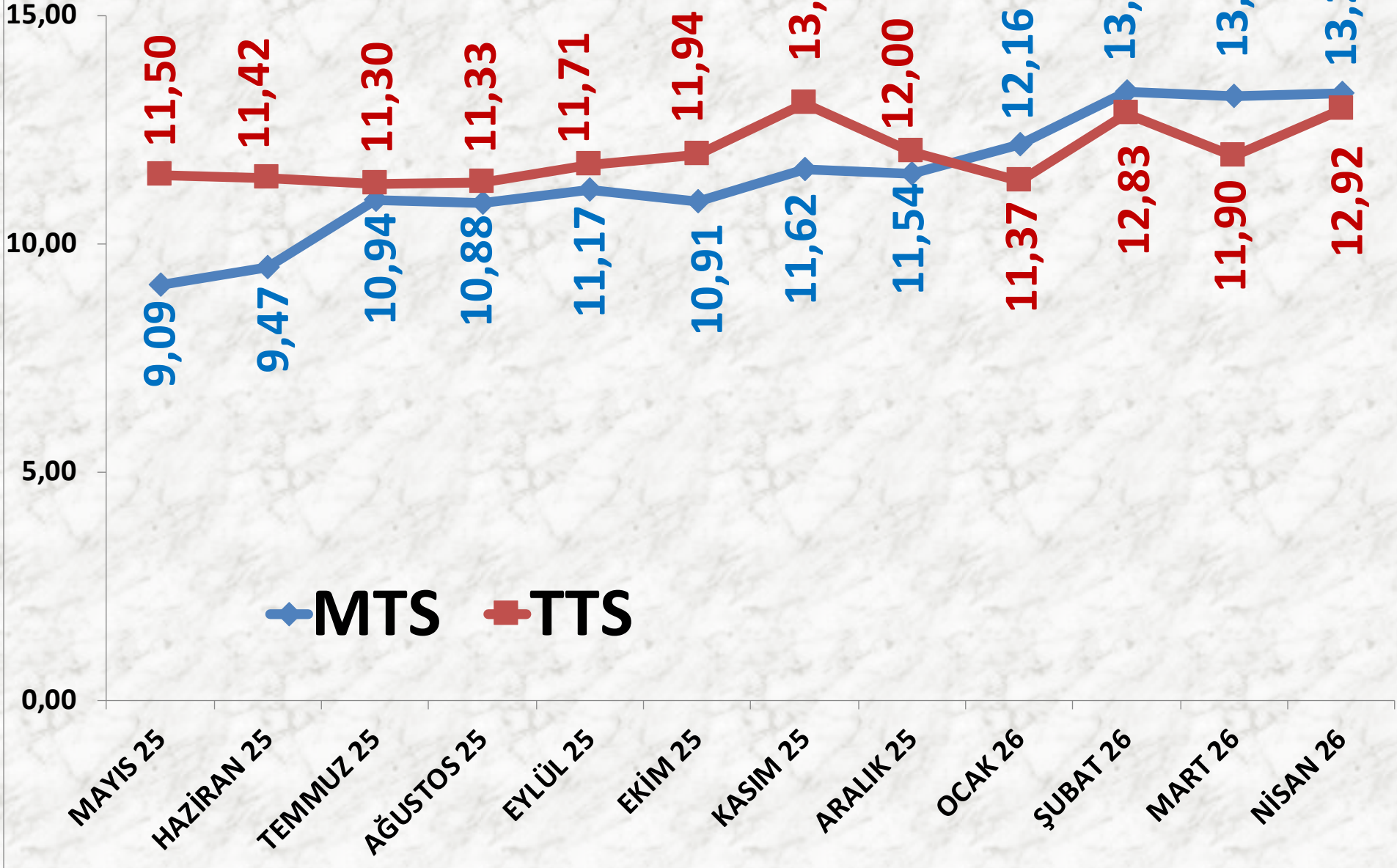
İŞLEM MİKTARI TON	2024 NİSAN	2025 NİSAN		2026 NİSAN	
MTS	598 TON	-52%	286 TON	39%	398 TON
TTS	2.639 TON	-89%	294 TON	1220%	3.874 TON

EN AZ FİYAT	2024 NİSAN	2025 NİSAN		2026 NİSAN	
MTS	5,00 TL	45%	7,25 TL	76%	12,76 TL
TTS	7,50 TL	0%	7,50 TL	55%	11,61 TL

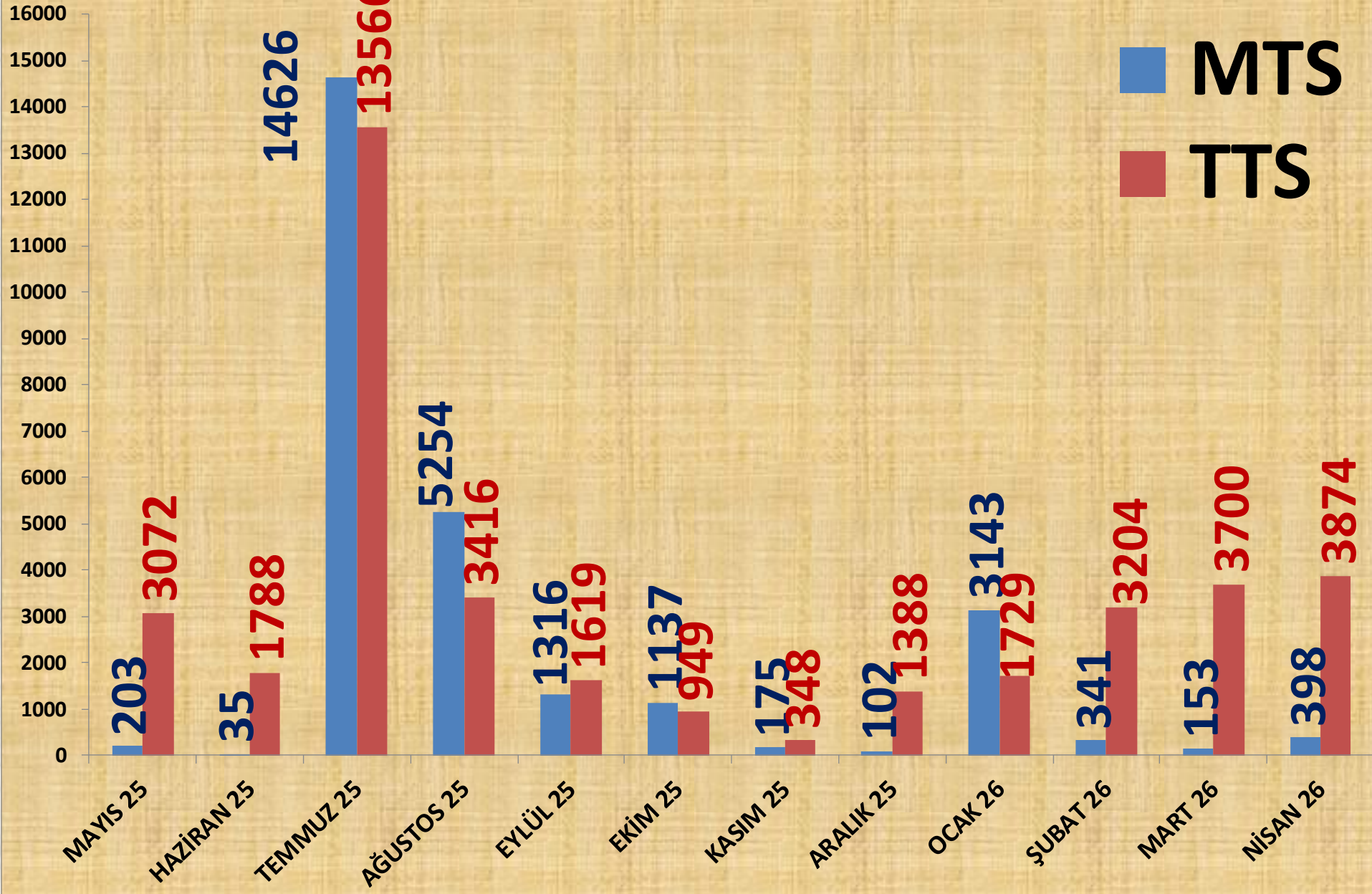
EN ÇOK FİYAT	2024 NİSAN	2025 NİSAN		2026 NİSAN	
MTS	10,00 TL	10%	11,00 TL	27%	14,00 TL
TTS	7,94 TL	51%	12,00 TL	29%	15,50 TL

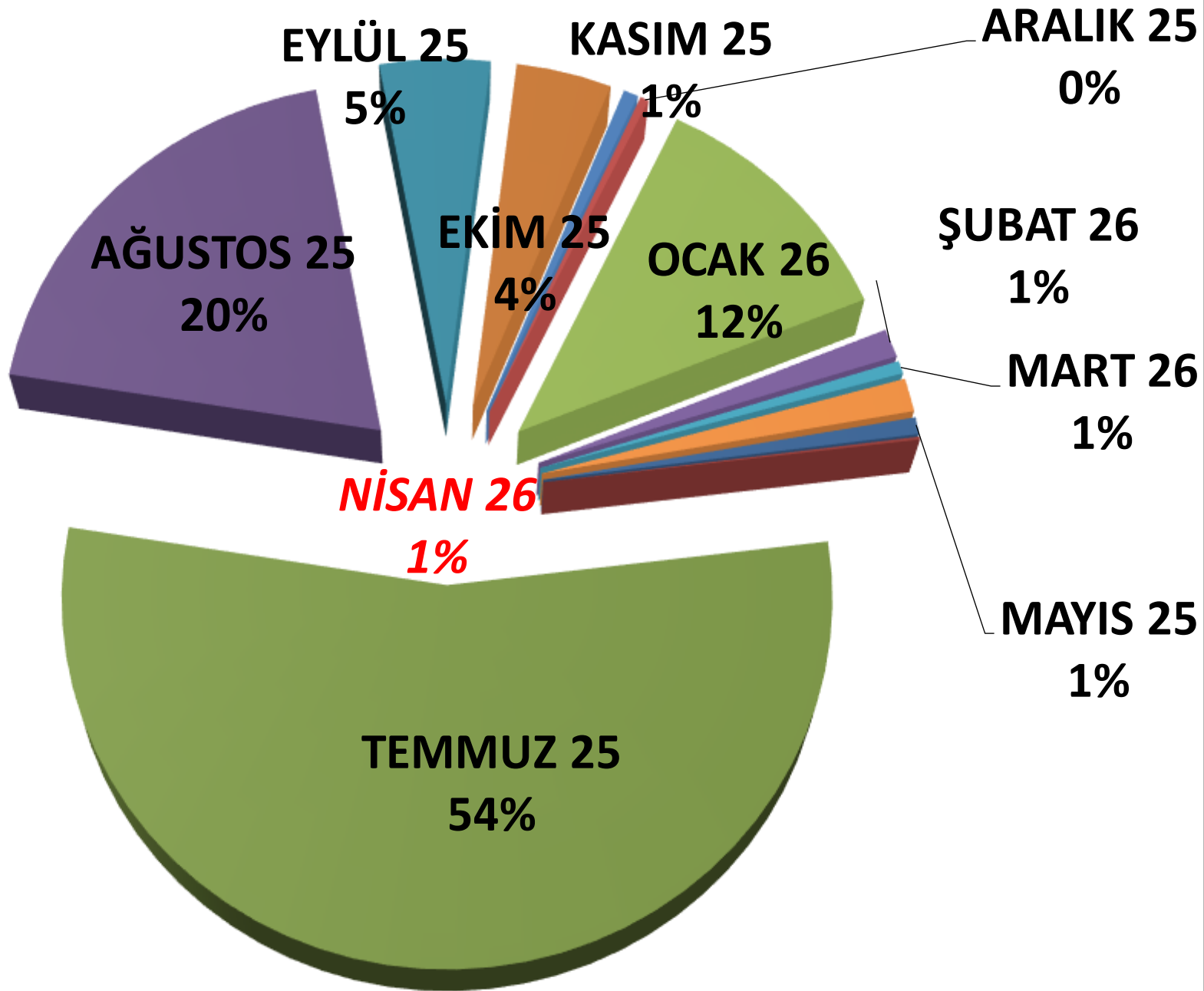
ORTALAMA FİYAT	2024 NİSAN	2025 NİSAN		2026 NİSAN	
MTS	7,57 TL	26%	9,56 TL	39%	13,29 TL
TTS	7,82 TL	13%	8,80 TL	47%	12,92 TL

AYLIK ARPA FİYAT TRENDİ (TL)



AYLIK ARPA İŞLEM MİKTARI (TON)



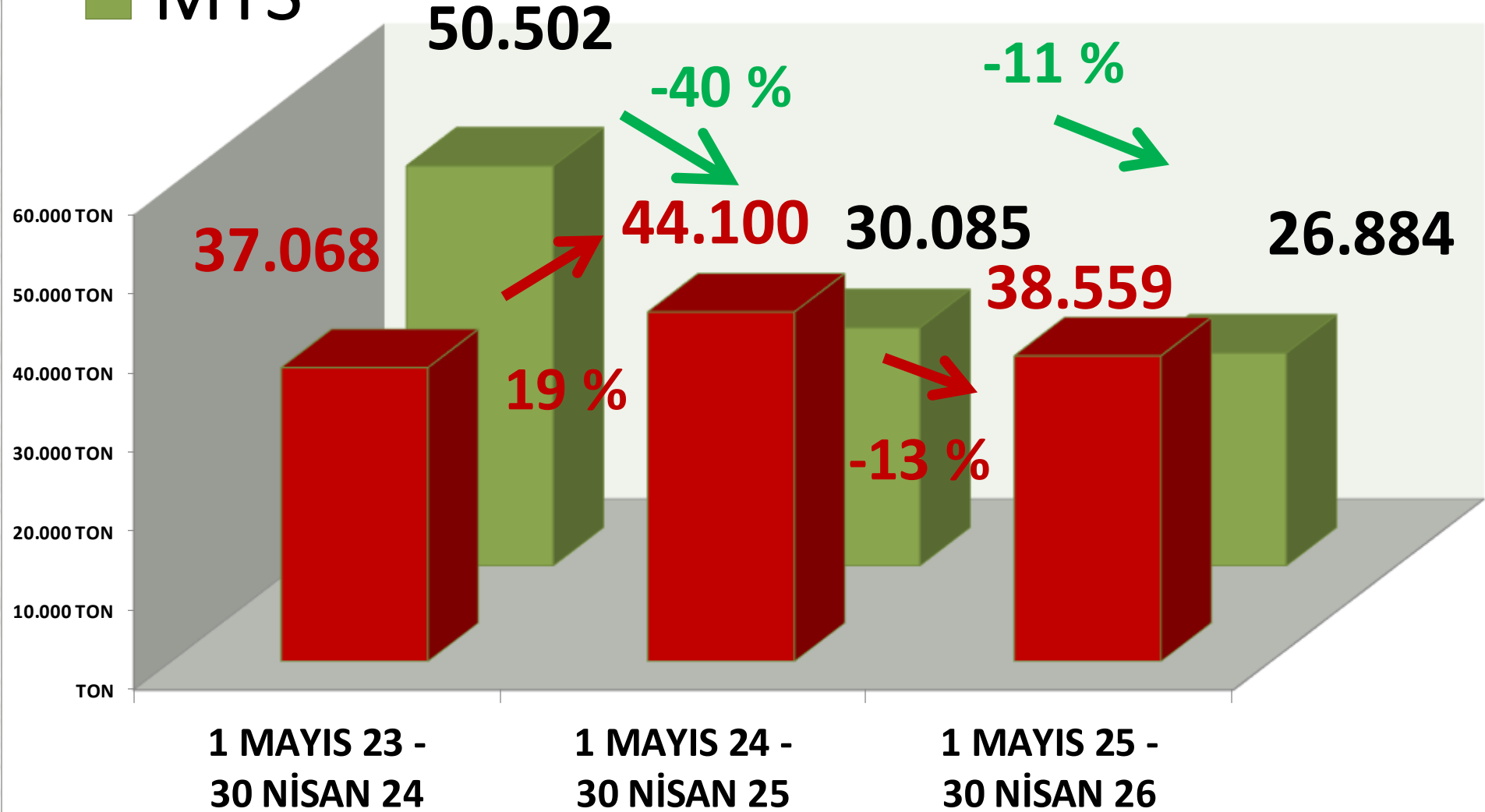


AYLIK ARPA MTS İŞLEM MİKTARI ORANLARI

YILLIK ARPA İŞLEM MİKTARI (TON)

■ TTS

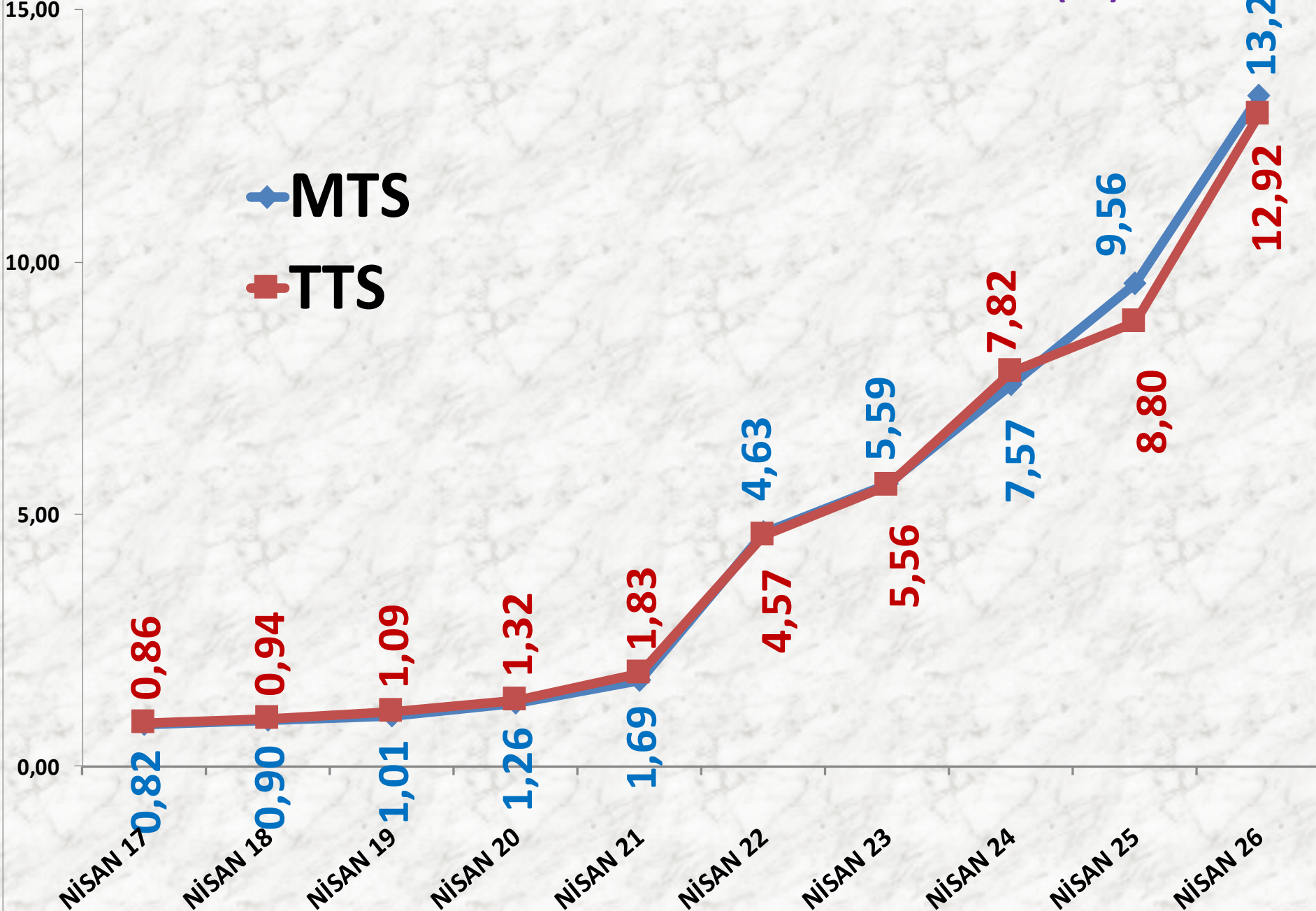
■ MTS



NİSAN AYLARI ARPA FİYAT TRENDİ (TL)

◆ MTS

■ TTS



BUĞDAY

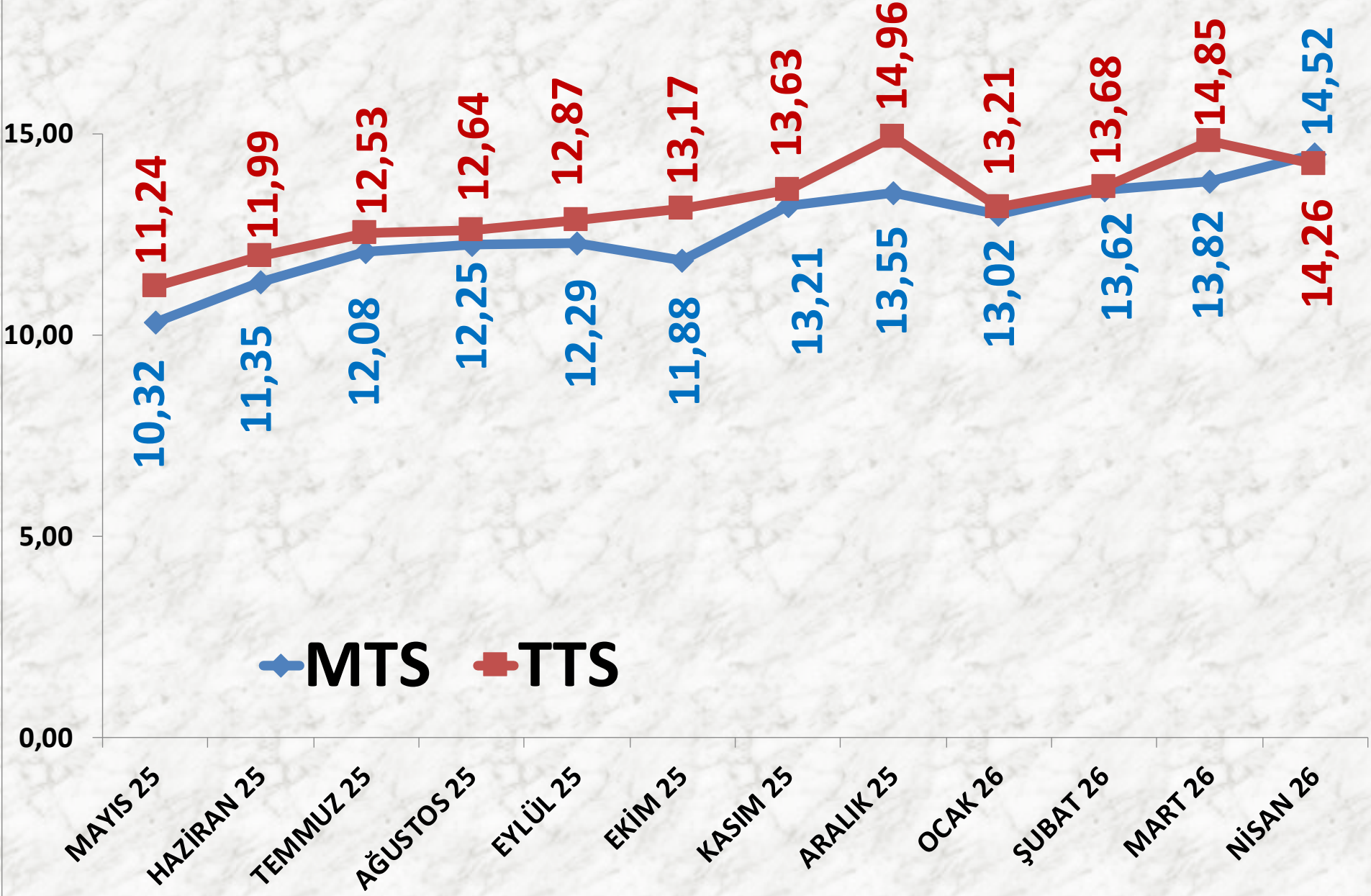
İŞLEM MİKTARI TON	2024 NİSAN	2025 NİSAN		2026 NİSAN	
MTS	809 TON	10%	892 TON	-84%	147 TON
TTS	1.995 TON	-76%	483 TON	-11%	432 TON

EN AZ FİYAT	2024 NİSAN	2025 NİSAN		2026 NİSAN	
MTS	6,00 TL	33%	8,00 TL	50%	12,00 TL
TTS	7,95 TL	7%	8,50 TL	61%	13,70 TL

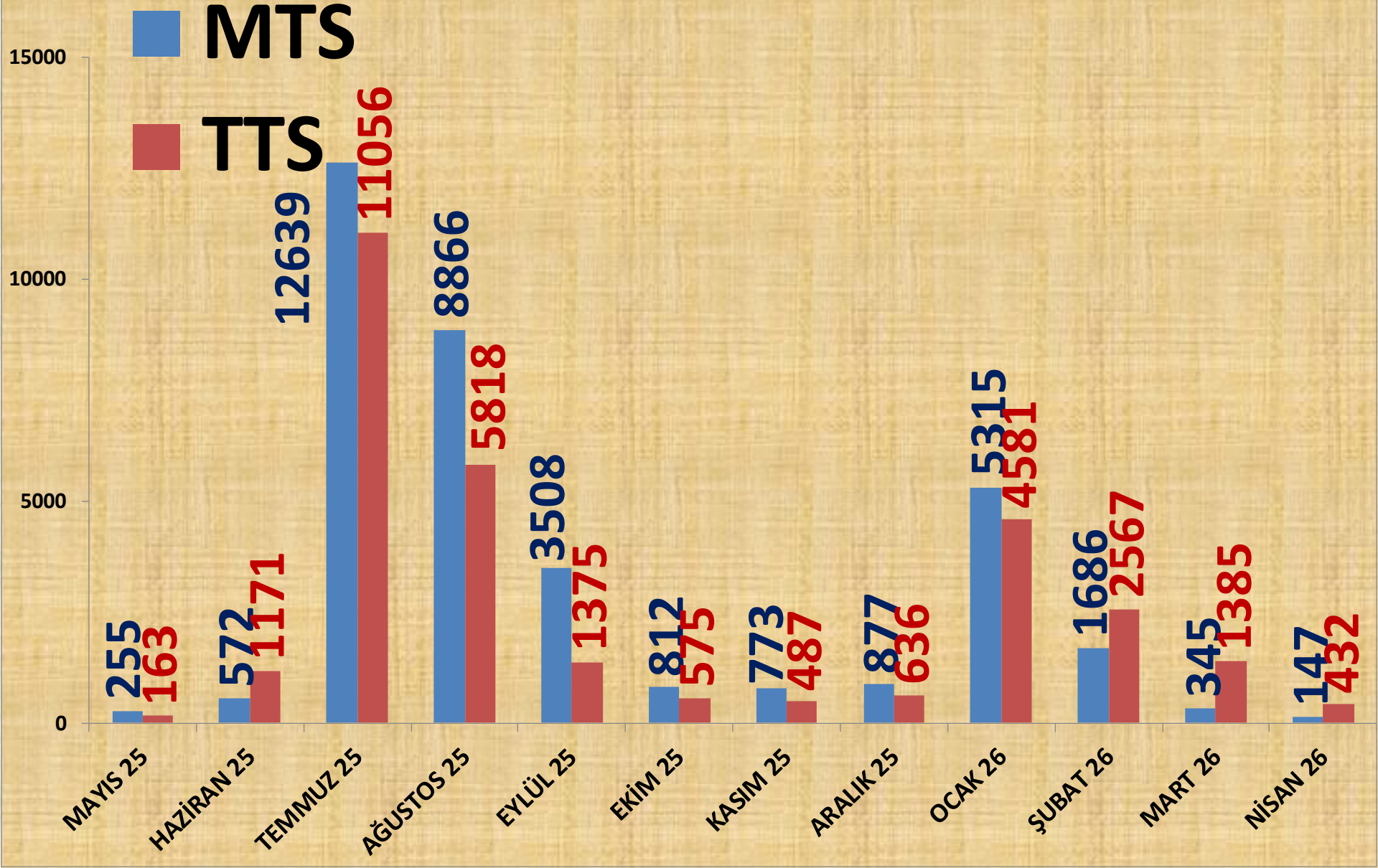
EN ÇOK FİYAT	2024 NİSAN	2025 NİSAN		2026 NİSAN	
MTS	9,87 TL	23%	12,15 TL	19%	14,50 TL
TTS	9,40 TL	36%	12,80 TL	23%	15,70 TL

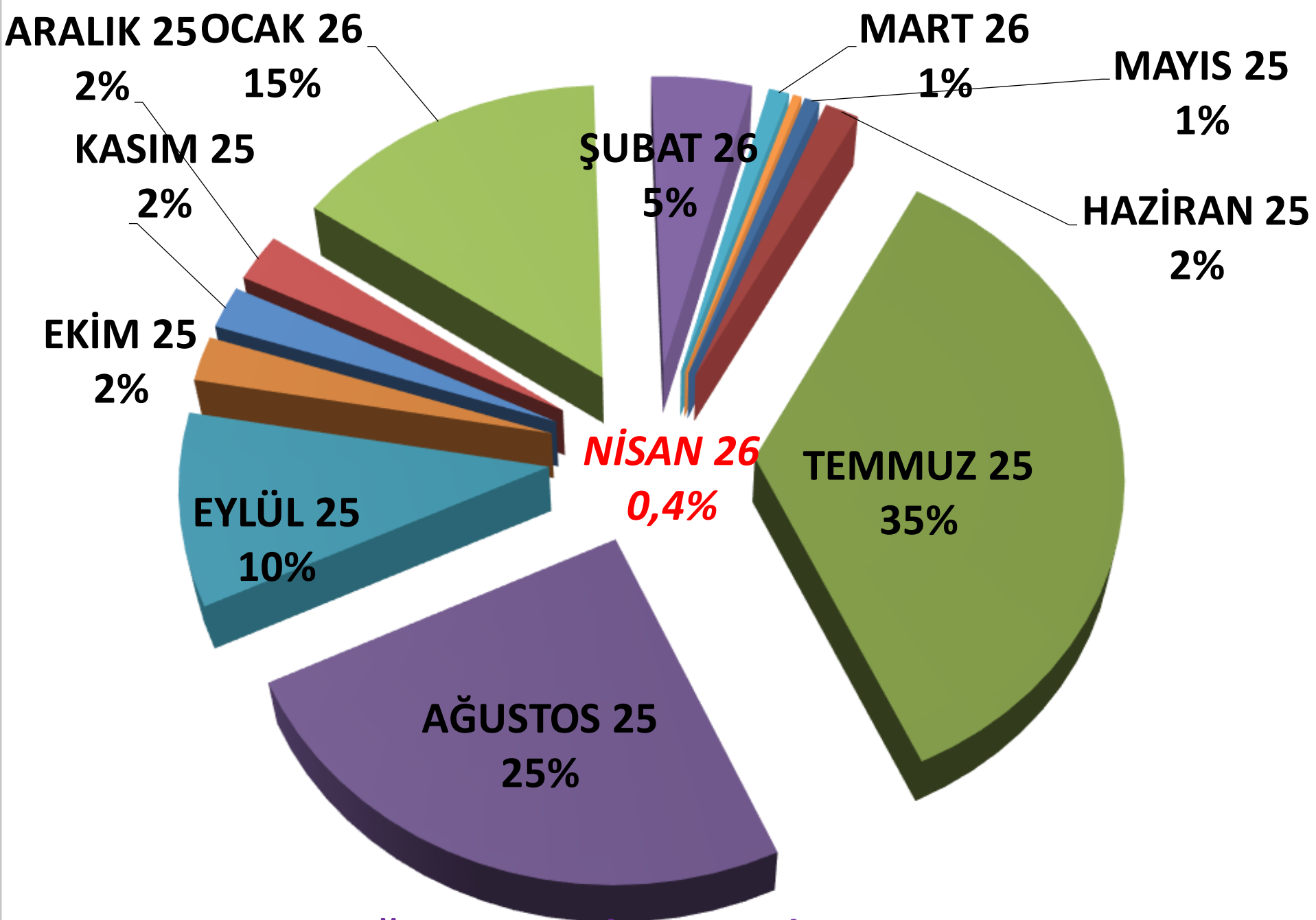
ORTALAMA FİYAT	2024 NİSAN	2025 NİSAN		2026 NİSAN	
MTS	8,51 TL	27%	10,79 TL	35%	14,52 TL
TTS	9,28 TL	25%	11,61 TL	23%	14,26 TL

AYLIK BUĞDAY FİYAT TRENDİ (TL)



AYLIK BUĞDAY İŞLEM MİKTARI (TON)





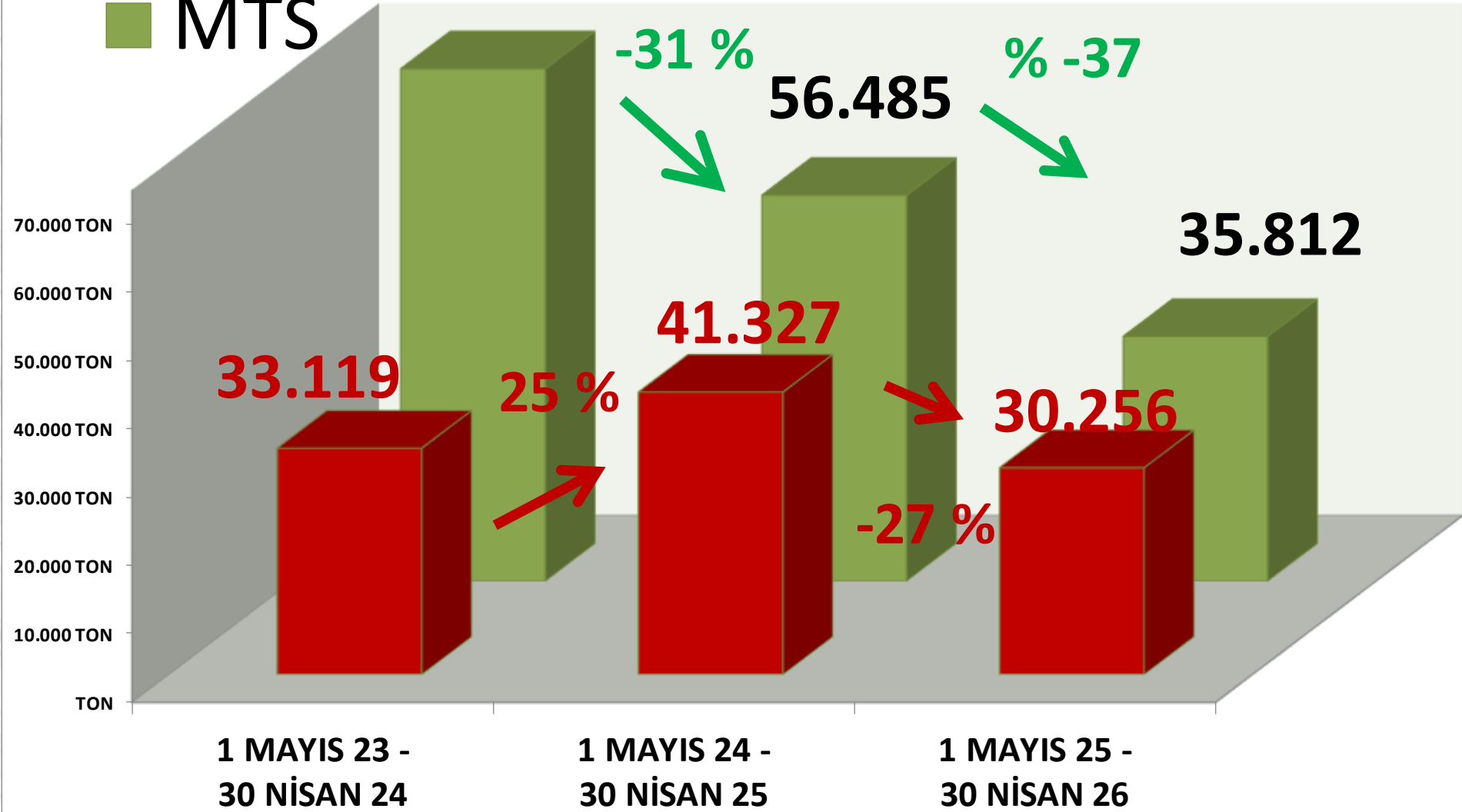
AYLIK BUĞDAY MTS İŞLEM MİKTARI ORANLARI

■ TTS

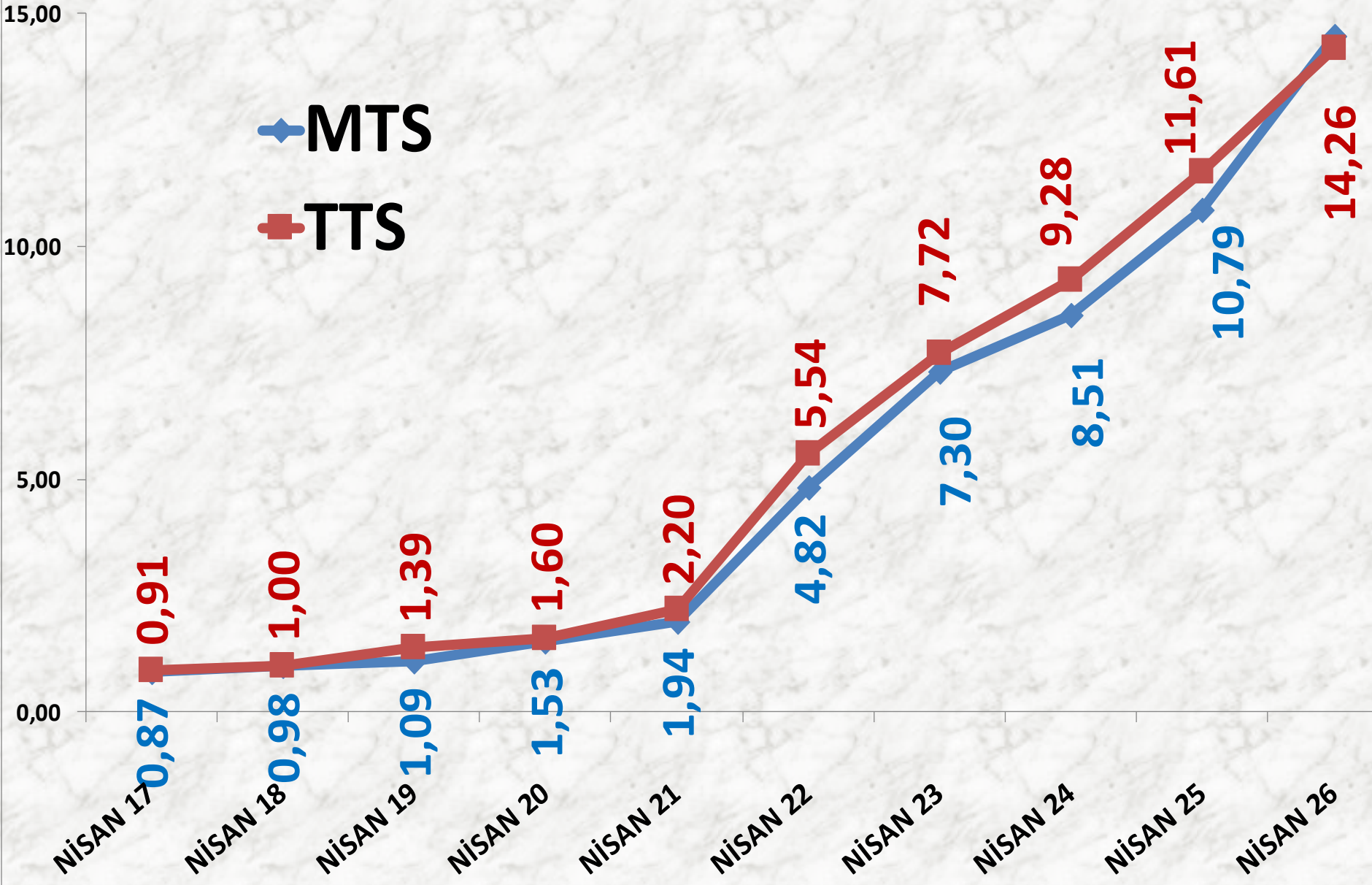
YILLIK BUĞDAY İŞLEM MİKTARI (TON)

81.366

■ MTS



NİSAN AYLARI BUĞDAY FİYAT TRENDİ (TL)



MISIR DANE

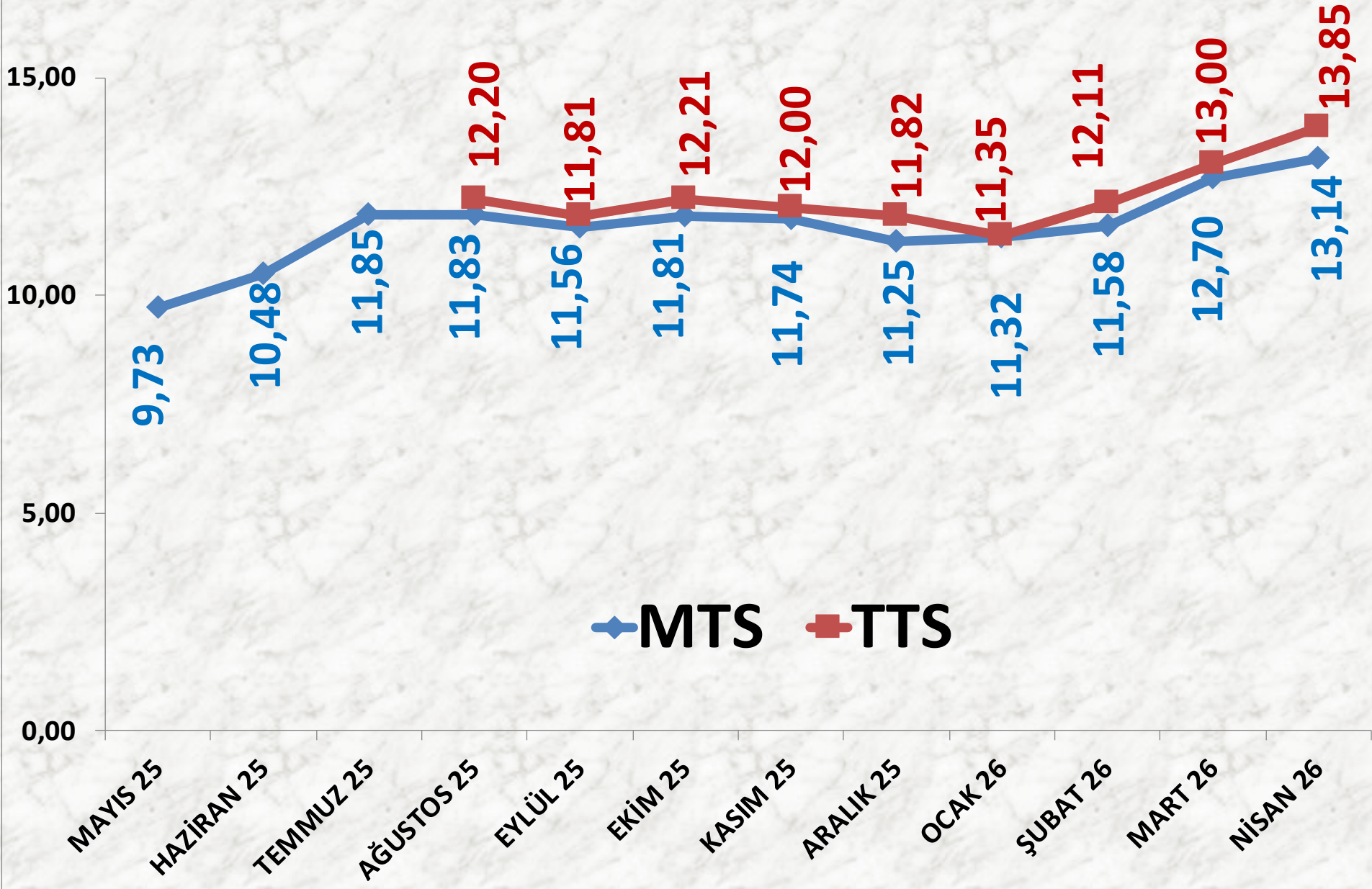
İŞLEM MİKTARI TON	2024 NİSAN	2025 NİSAN		2026 NİSAN	
MTS	1.629 TON	1%	1.641 TON	-78%	361 TON
TTS	755 TON	-87%	98 TON	709%	789 TON

EN AZ FİYAT	2024 NİSAN	2025 NİSAN		2026 NİSAN	
MTS	5,00 TL	80%	9,00 TL	42%	12,76 TL
TTS	6,25 TL	94%	12,15 TL	8%	13,10 TL

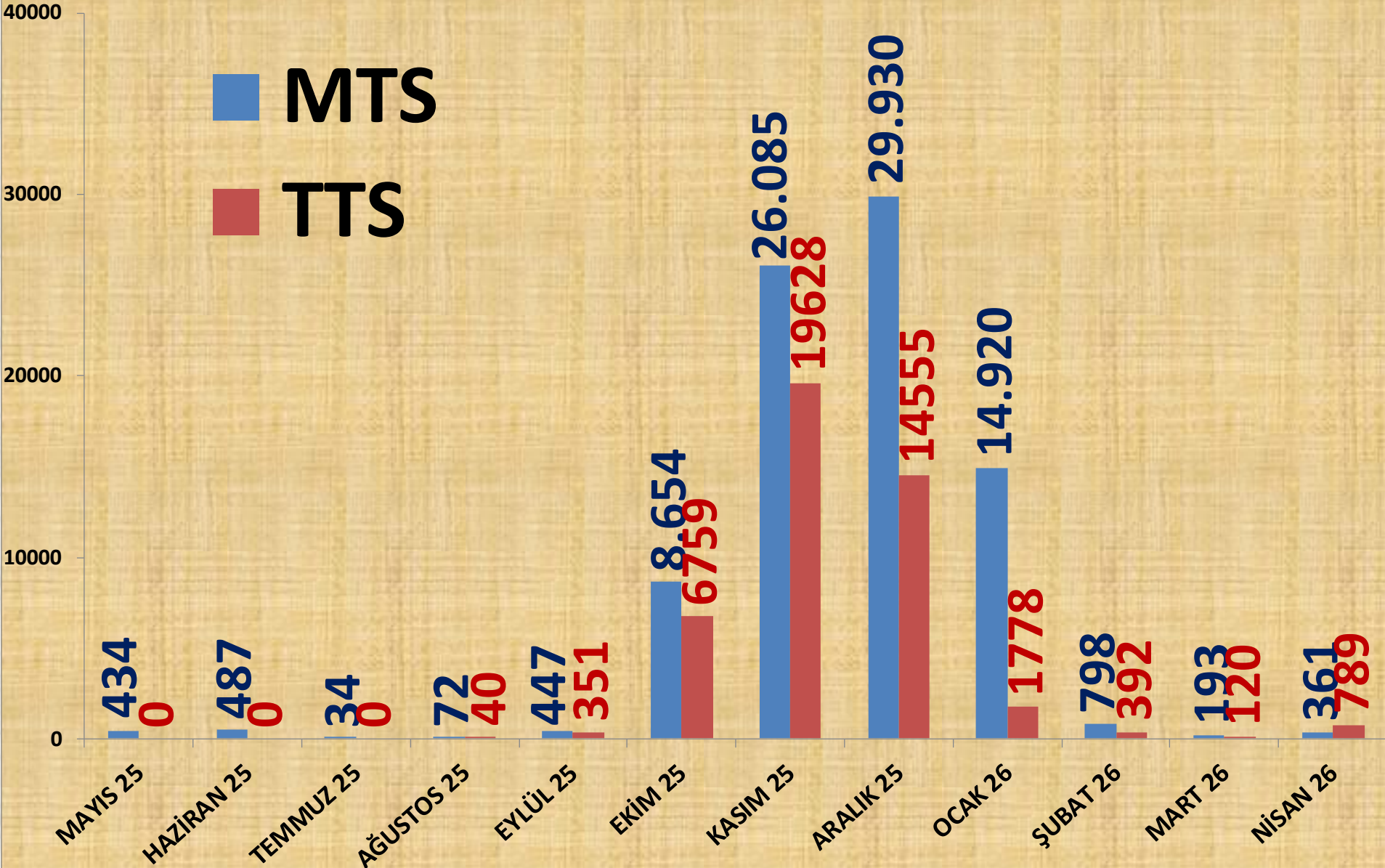
EN ÇOK FİYAT	2024 NİSAN	2025 NİSAN		2026 NİSAN	
MTS	9,00 TL	27%	11,43 TL	21%	13,80 TL
TTS	11,00 TL	10%	12,15 TL	23%	15,00 TL

ORTALAMA FİYAT	2024 NİSAN	2025 NİSAN		2026 NİSAN	
MTS	7,79 TL	44%	11,23 TL	17%	13,14 TL
TTS	7,25 TL	68%	12,15 TL	14%	13,85 TL

AYLIK MISIR DANE FİYAT TRENDİ (TL)



AYLIK MISIR DANE İŞLEM MİKTARI (TON)



HAZİRAN 25
1%

TEMMUZ 25
0%

MAYIS 25
1%

KASIM 25
32%

AĞUSTOS 25
0%

EKİM 25
10%

NİSAN 26
0,4%

MART 26
0%

OCAK 26
18%

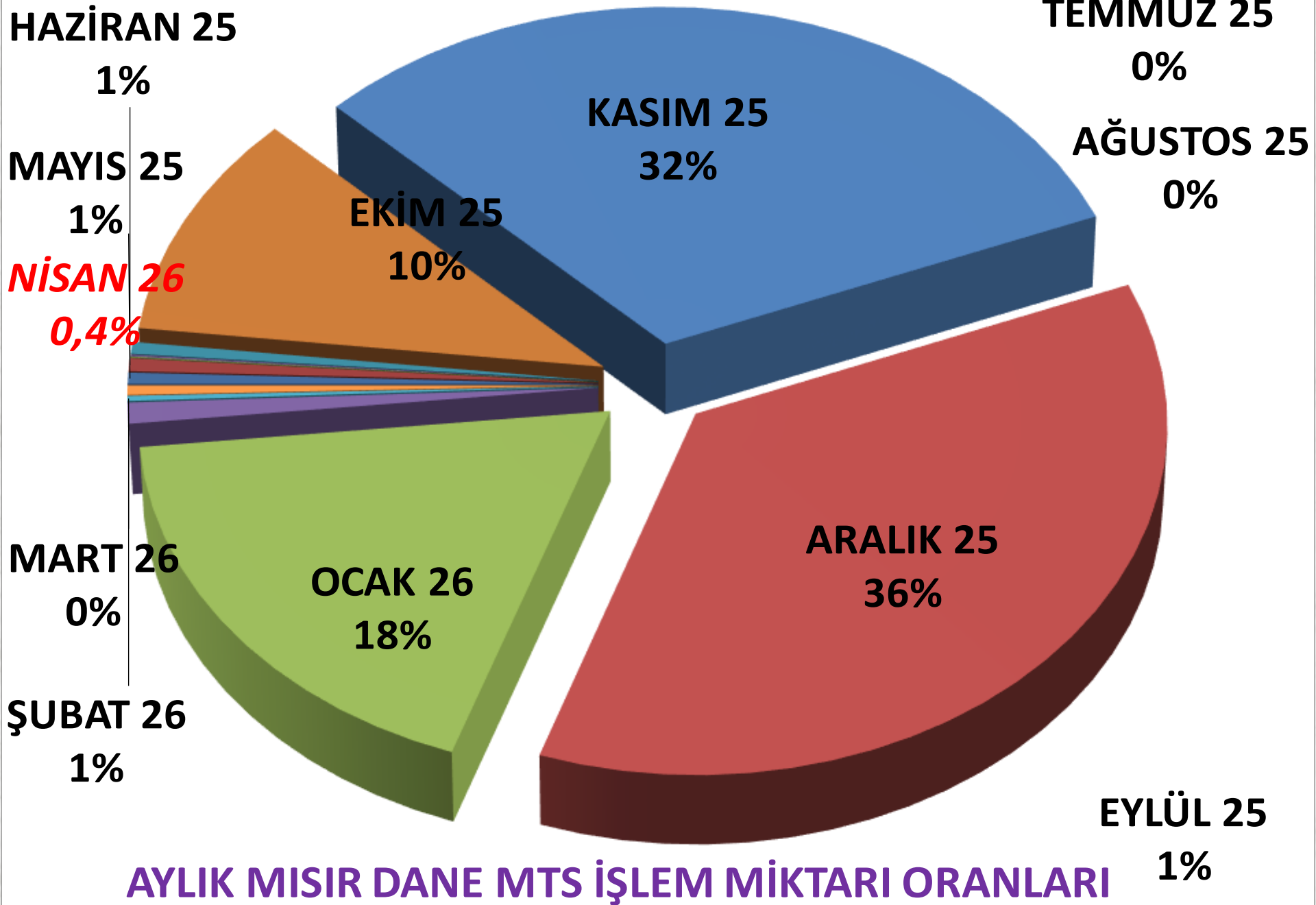
ARALIK 25
36%

ŞUBAT 26
1%

EYLÜL 25
1%

AYLIK MISIR DANE MTS İŞLEM MİKTARI ORANLARI

1%



MISIR ÇEREZLİK

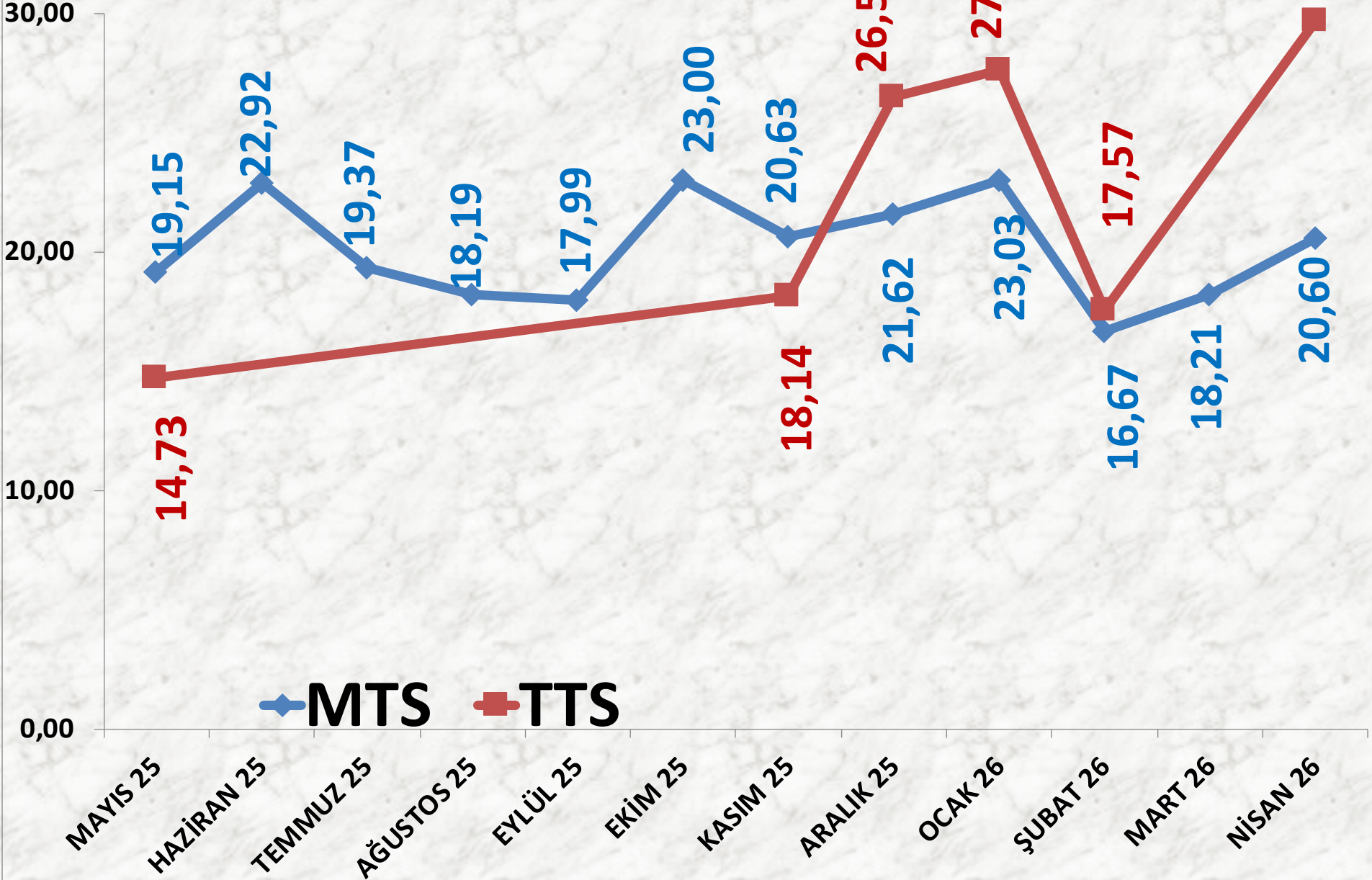
İŞLEM MİKTARI TON	2024 NİSAN	2025 NİSAN		2026 NİSAN	
MTS	153 TON	1121%	1.867 TON	-36%	1.202 TON
TTS	1.373 TON	-88%	170 TON	64%	278 TON

EN AZ FİYAT	2023 KASIM	2024 KASIM		2025 KASIM	
MTS	7,50 TL	63%	12,25 TL	44%	17,60 TL
TTS	9,30 TL	55%	14,38 TL	8%	15,60 TL

EN ÇOK FİYAT	2024 NİSAN	2025 NİSAN		2026 NİSAN	
MTS	17,00 TL	35%	23,00 TL	39%	32,00 TL
TTS	11,00 TL	35%	14,85 TL	100%	29,70 TL

ORTALAMA FİYAT	2024 NİSAN	2025 NİSAN		2026 NİSAN	
MTS	15,20 TL	34%	20,44 TL	1%	20,60 TL
TTS	11,00 TL	35%	14,85 TL	100%	29,70 TL

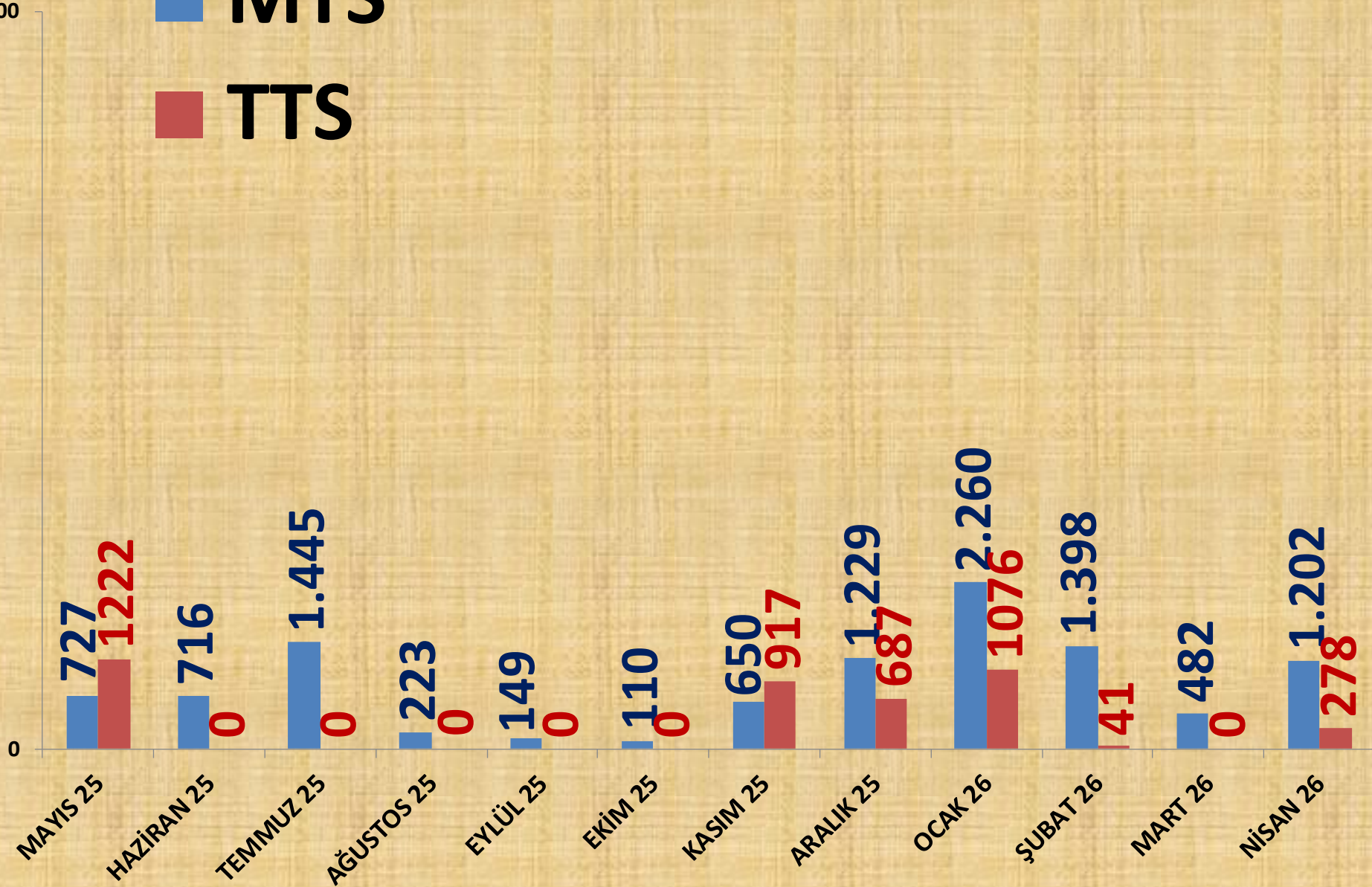
AYLIK MISIR ÇEREZLİK FİYAT TRENDİ (TL)

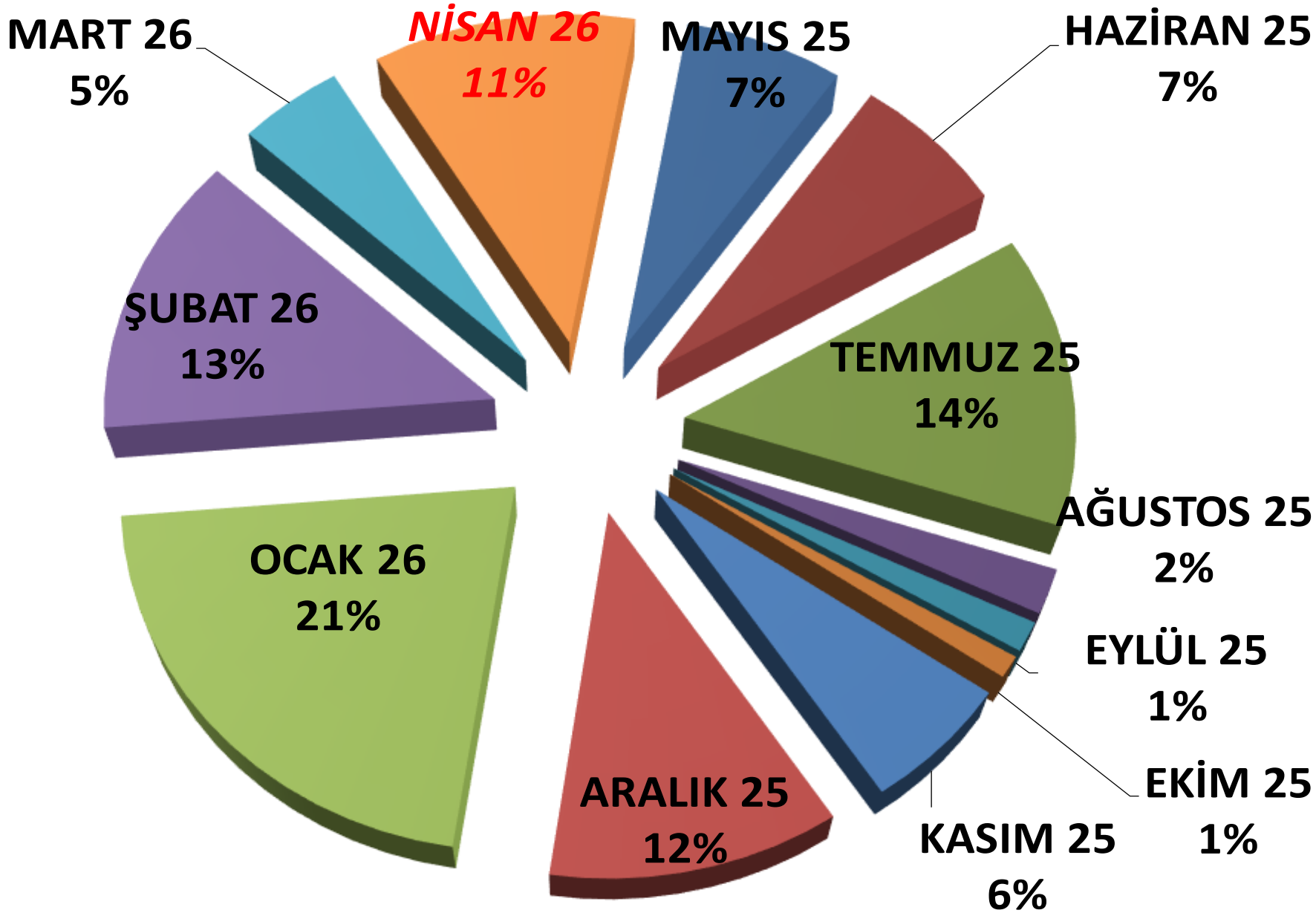


AYLIK MISIR ÇEREZLİK İŞLEM MİKTARI (TON)

■ MTS

■ TTS

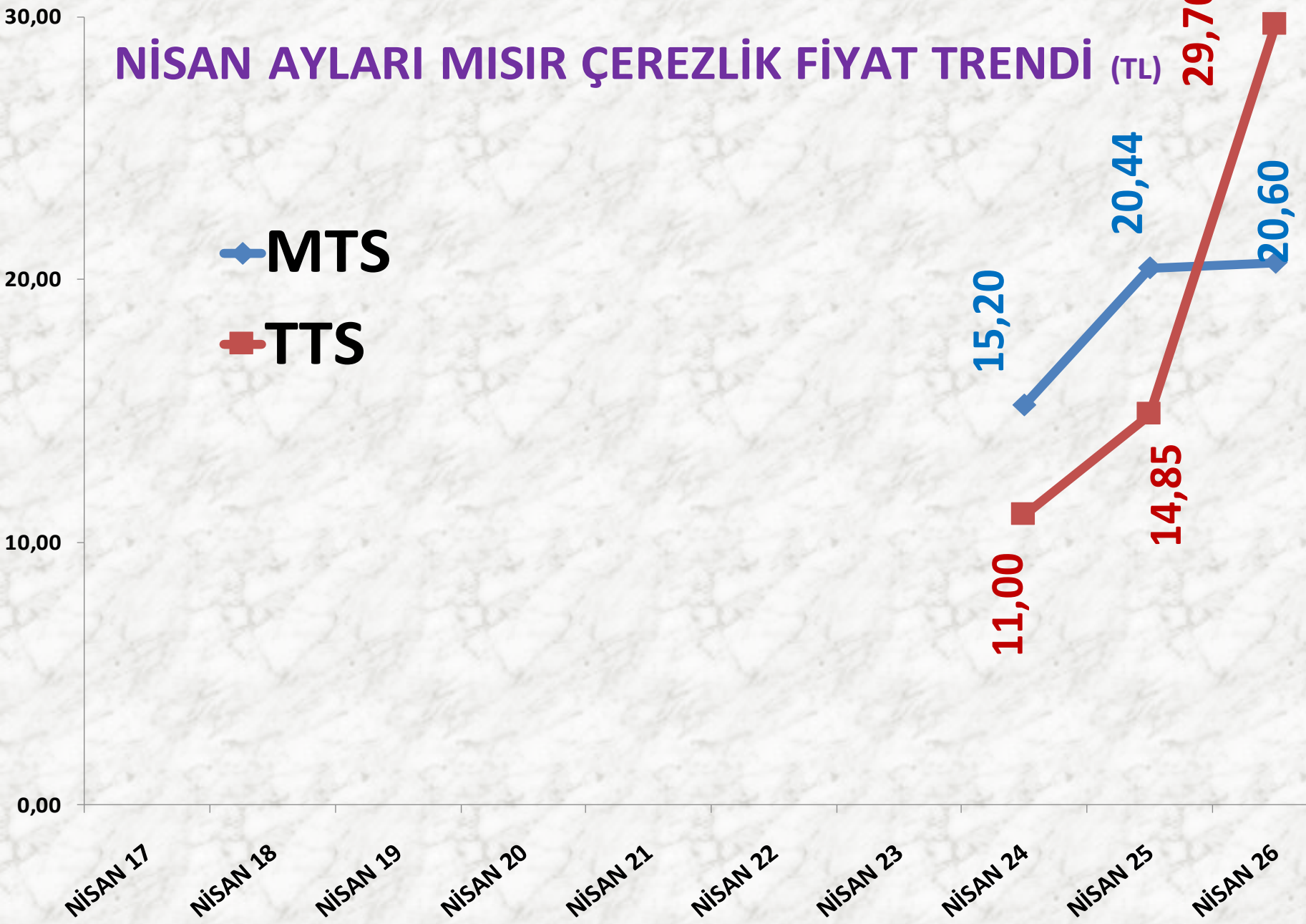




AYLIK MISIR ÇEREZLİK MTS İŞLEM MİKTARI ORANLARI

NİSAN AYLARI MISIR ÇEREZLİK FİYAT TRENDİ (TL)

◆ MTS
■ TTS



■ TTS

YILLIK MISIR DANE İŞLEM MİKTARI (TON)

■ MTS

95.197

99.047

93.007

74.800

4 %

-6 %

58.770

-17 %

48.634

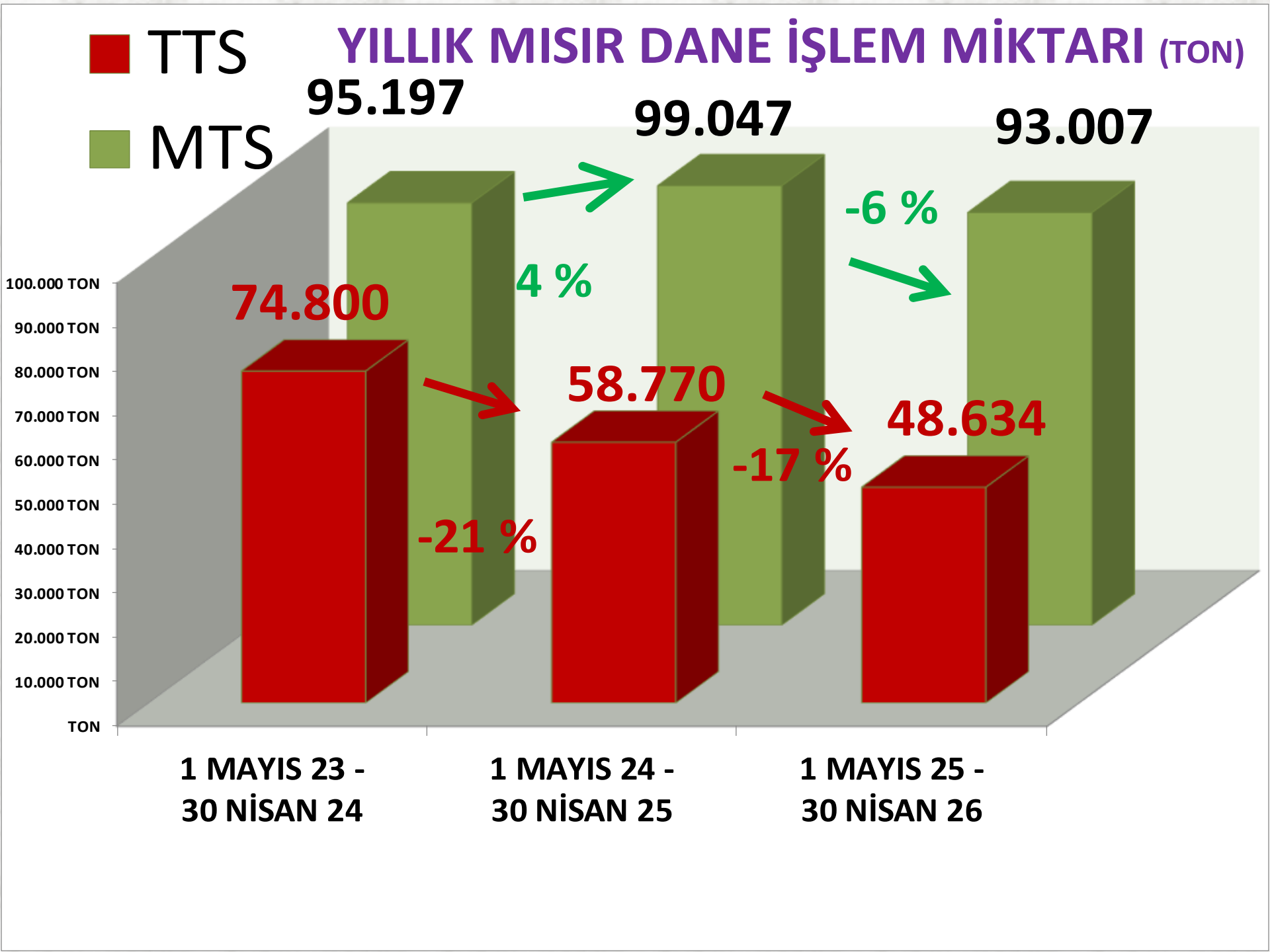
-21 %

1 MAYIS 23 -
30 NİSAN 24

1 MAYIS 24 -
30 NİSAN 25

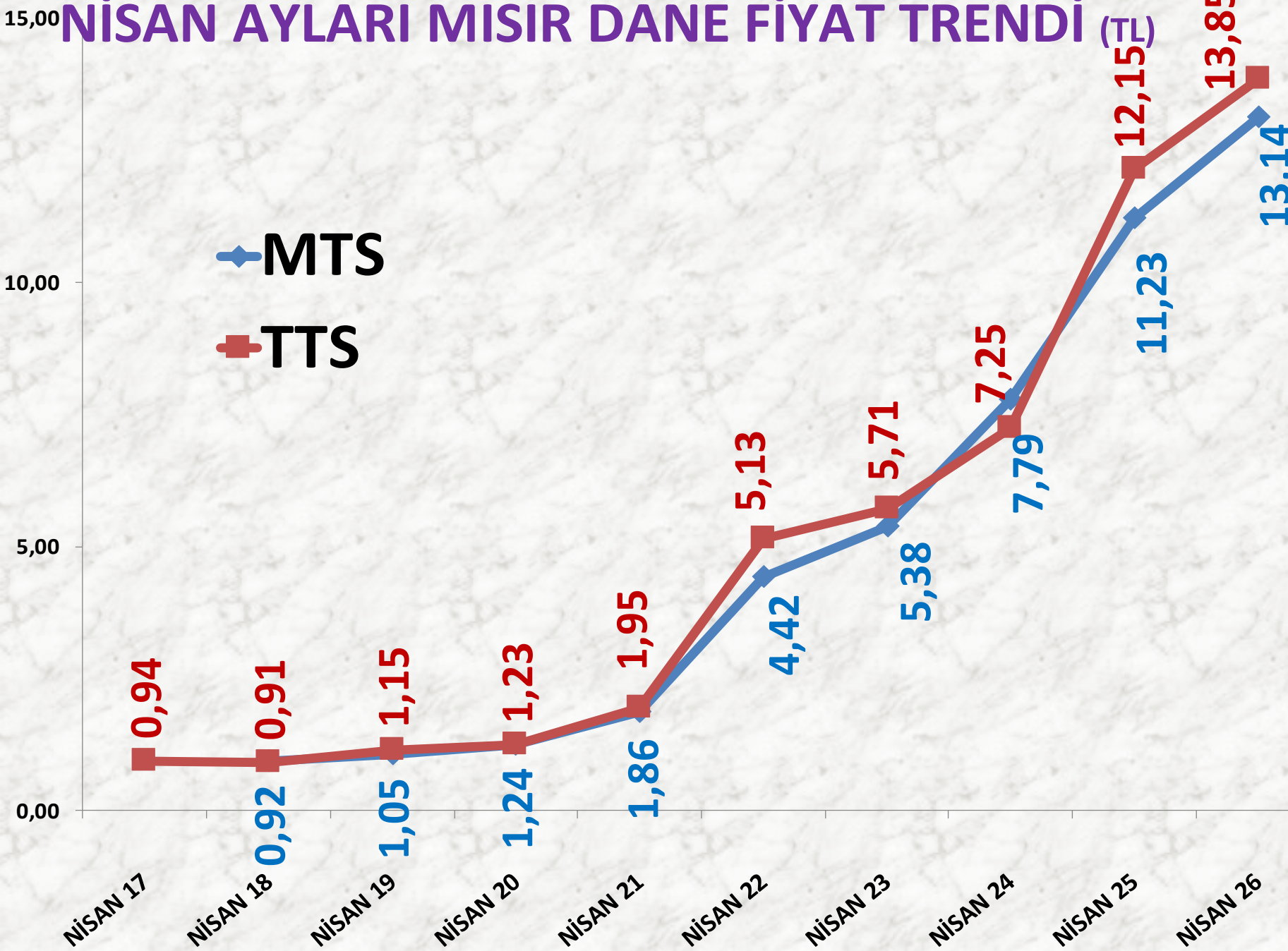
1 MAYIS 25 -
30 NİSAN 26

100.000 TON
90.000 TON
80.000 TON
70.000 TON
60.000 TON
50.000 TON
40.000 TON
30.000 TON
20.000 TON
10.000 TON
TON



NİSAN AYLARI MISIR DANE FİYAT TRENDİ (₺)

◆ MTS
■ TTS



NOHUT

İŞLEM MİKTARI TON	2024 NİSAN	2025 NİSAN		2026 NİSAN	
MTS	683 TON	-19%	555 TON	108%	1.153 TON
TTS	146 TON	-69%	46 TON	-77%	11 TON

EN AZ FİYAT	2024 NİSAN	2025 NİSAN		2026 NİSAN	
MTS	24,96 TL	60%	40,00 TL	13%	45,00 TL
TTS	15,00 TL	193%	44,00 TL	-57%	19,00 TL

EN ÇOK FİYAT	2024 NİSAN	2025 NİSAN		2026 NİSAN	
MTS	65,00 TL	31%	85,00 TL	41%	120,00 TL
TTS	52,50 TL	-16%	44,00 TL	25%	55,00 TL

ORTALAMA FİYAT	2024 NİSAN	2025 NİSAN		2026 NİSAN	
MTS	47,33 TL	13%	53,50 TL	45%	77,66 TL
TTS	48,76 TL	-10%	44,00 TL	-29%	31,34 TL

NOHUT DOĞAL

İŞLEM MİKTARI TON	2024 NİSAN	2025 NİSAN		2026 NİSAN	
MTS	392 TON	-26%	291 TON	39%	403 TON
TTS	101 TON	-55%	46 TON	-95%	2 TON

EN AZ FİYAT	2024 NİSAN	2025 NİSAN		2026 NİSAN	
MTS	35,00 TL	14%	40,00 TL	13%	45,00 TL
TTS	35,00 TL	26%	44,00 TL	0%	44,00 TL

EN ÇOK FİYAT	2024 NİSAN	2025 NİSAN		2026 NİSAN	
MTS	50,00 TL	0%	50,00 TL	40%	70,00 TL
TTS	50,00 TL	-12%	44,00 TL	25%	55,00 TL

ORTALAMA FİYAT	2024 NİSAN	2025 NİSAN		2026 NİSAN	
MTS	45,13 TL	-1%	44,67 TL	44%	64,11 TL
TTS	48,84 TL	-10%	44,00 TL	11%	48,92 TL

NOHUT - ELENMİŐ

İŐLEM MİKTARI TON	2024 NİSAN	2025 NİSAN		2026 NİSAN	
MTS	231 TON	15%	265 TON	183%	750 TON
TTS	40 TON	-100%	0	-	0

EN AZ FİYAT	2024 NİSAN	2025 NİSAN		2026 NİSAN	
MTS	50,06 TL	6%	53,00 TL	36%	72,00 TL
TTS	52,50 TL	-	-	-	-

EN ÇOK FİYAT	2024 NİSAN	2025 NİSAN		2026 NİSAN	
MTS	65,00 TL	31%	85,00 TL	41%	120,00 TL
TTS	52,50 TL	-	-	-	-

ORTALAMA FİYAT	2024 NİSAN	2025 NİSAN		2026 NİSAN	
MTS	56,88 TL	11%	63,20 TL	34%	84,94 TL
TTS	52,50 TL	-	-	-	-

AYLIK NOHUT FİYAT TRENDİ (TL)

◆ MTS

■ TTS

90,00

45,00

0,00

MAYIS 25

HAZİRAN 25

TEMMUZ 25

AĞUSTOS 25

EYLÜL 25

EKİM 25

KASIM 25

ARALIK 25

OCAK 26

ŞUBAT 26

MART 26

NISAN 26

24,83

53,19

46,68

31,10

22,45

22,36

20,09

40,00

26,09

51,92

31,34

55,20

58,88

58,70

54,10

71,74

73,82

78,52

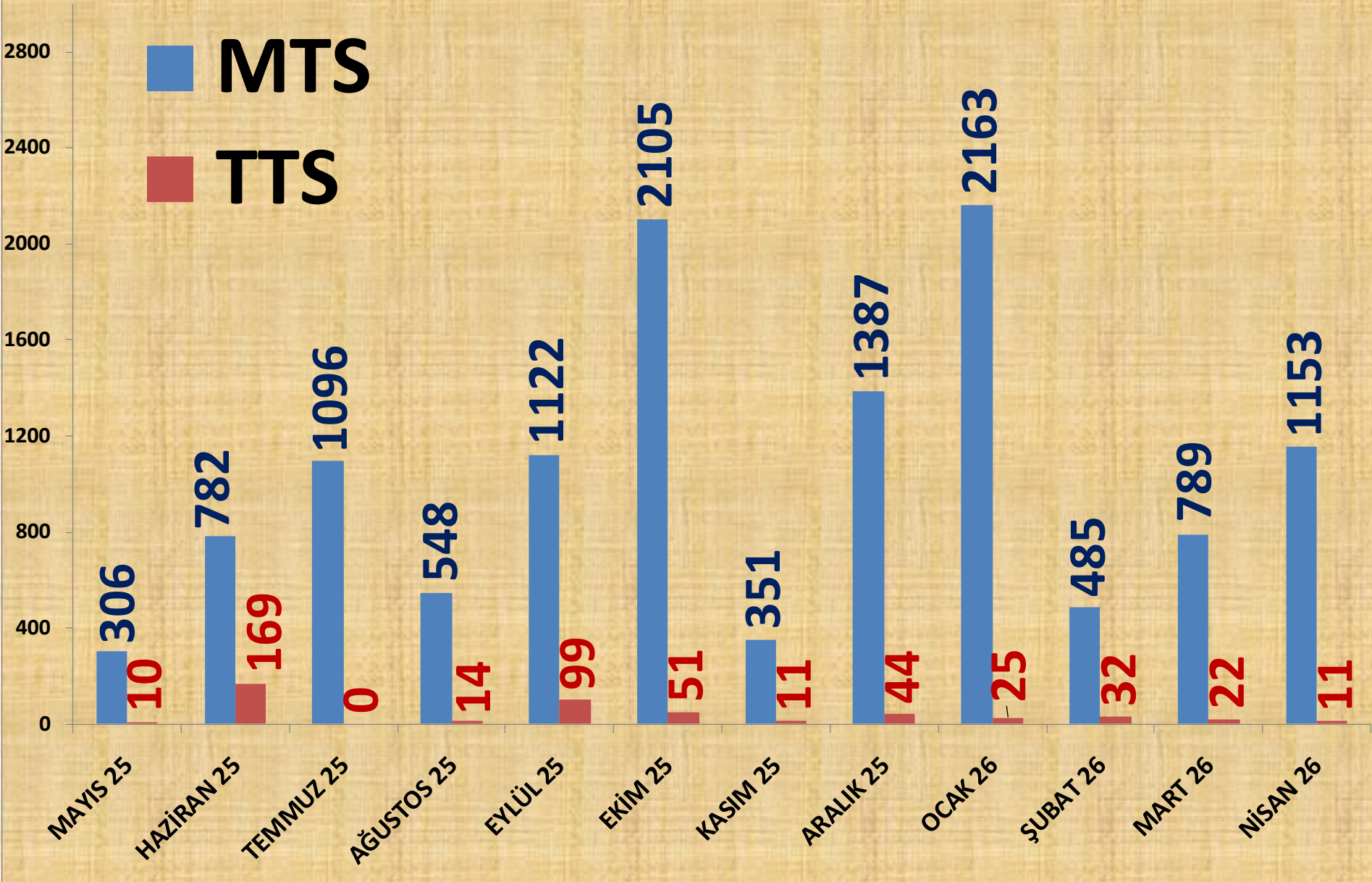
79,42

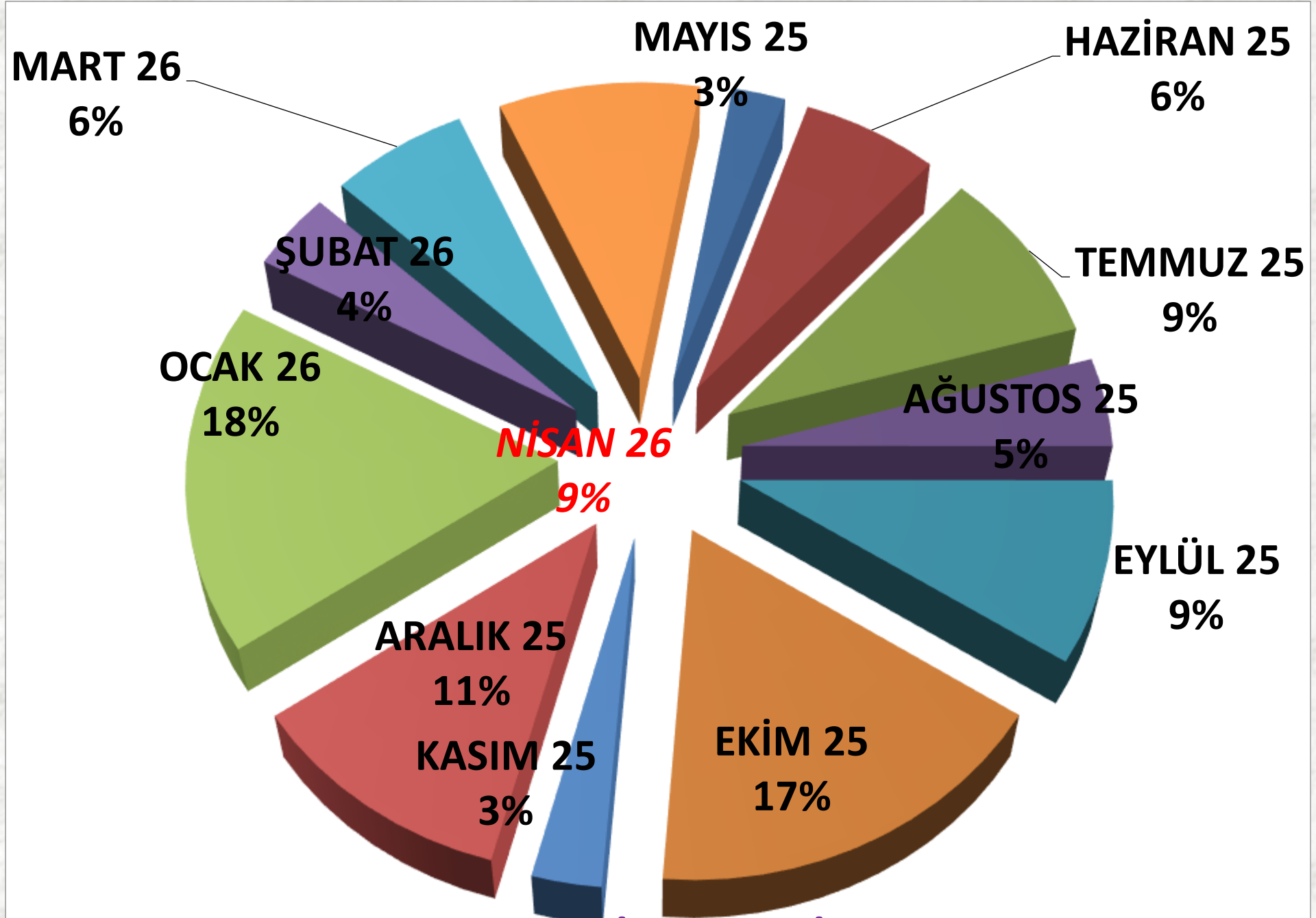
72,43

82,24

77,66

AYLIK NOHUT İŞLEM MİKTARI (TON)



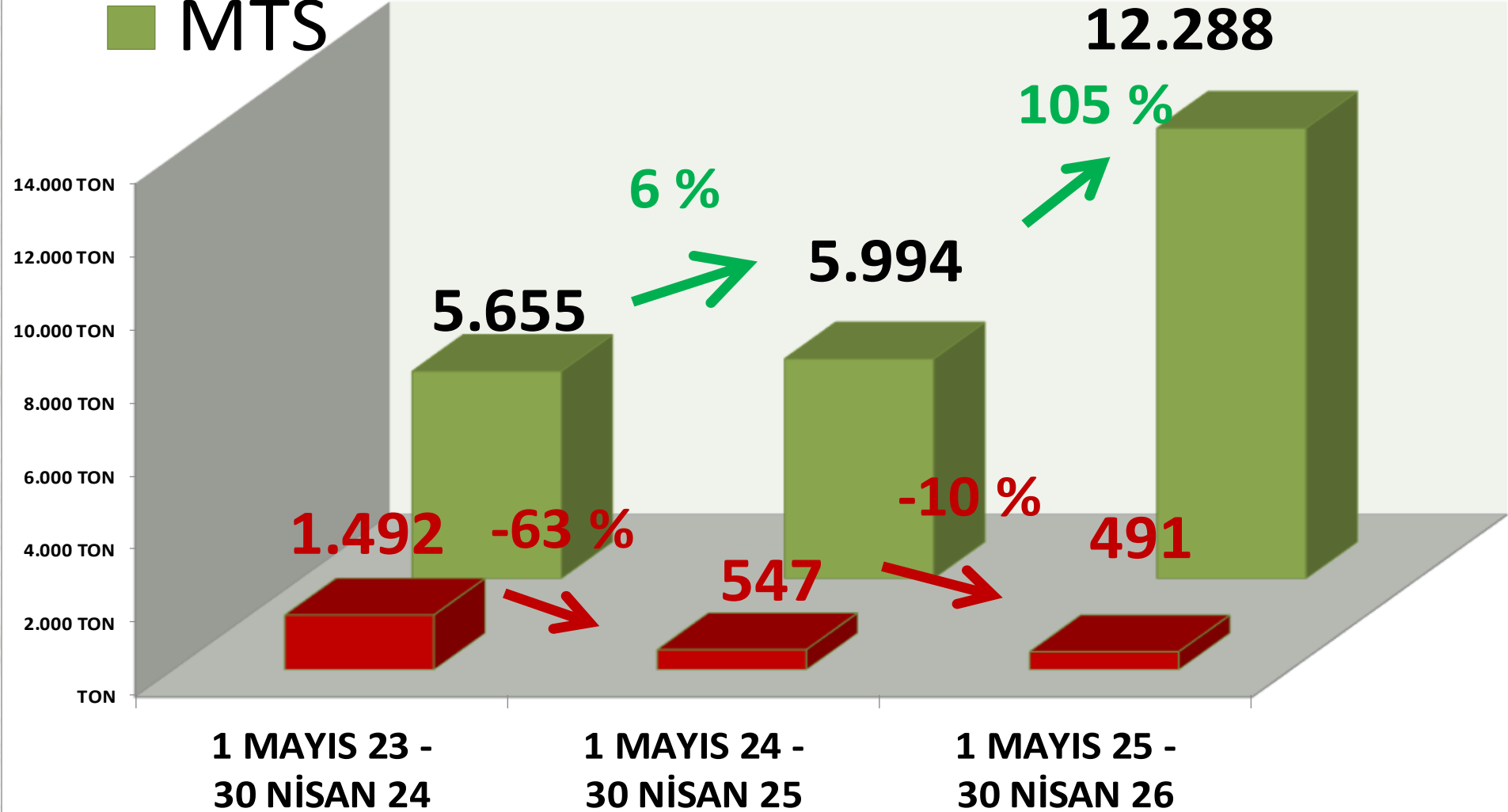


AYLIK NOHUT MTS İŞLEM MİKTARI ORANLARI

■ TTS

YILLIK NOHUT İŞLEM MİKTARI (TON)

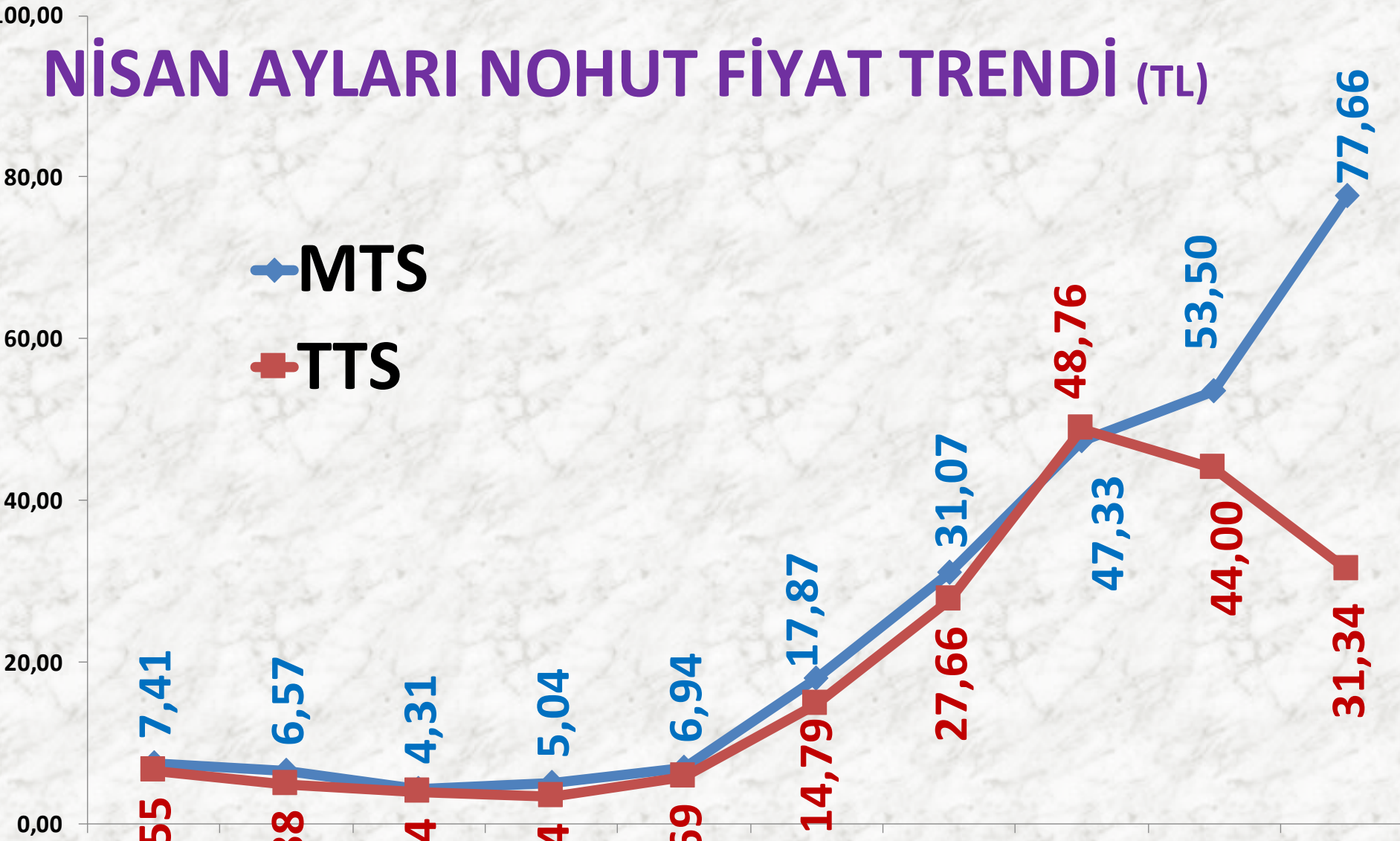
■ MTS



NİSAN AYLARI NOHUT FİYAT TRENDİ (TL)

◆ MTS
■ TTS

NİSAN 17 NİSAN 18 NİSAN 19 NİSAN 20 NİSAN 21 NİSAN 22 NİSAN 23 NİSAN 24 NİSAN 25 NİSAN 26



BEYAZ LEBLEBİ

LEBLEBİ BEYAZ 8,50 mm

İŞLEM MİKTARI TON	2024 NİSAN		2025 NİSAN		2026 NİSAN	
	TTS	31 TON	-91%	3 TON	203%	8 TON

LEBLEBİ BEYAZ 9 mm

İŞLEM MİKTARI TON	2024 NİSAN		2025 NİSAN		2026 NİSAN	
	TTS	70 TON	-70%	21 TON	55%	33 TON

BEYAZ LEBLEBİ

LEBLEBİ BEYAZ 9 + 9,50 mm

İŞLEM MİKTARI TON	2024 NİSAN	2025 NİSAN		2026 NİSAN	
TTS	25 TON	112%	54 TON	34%	72 TON

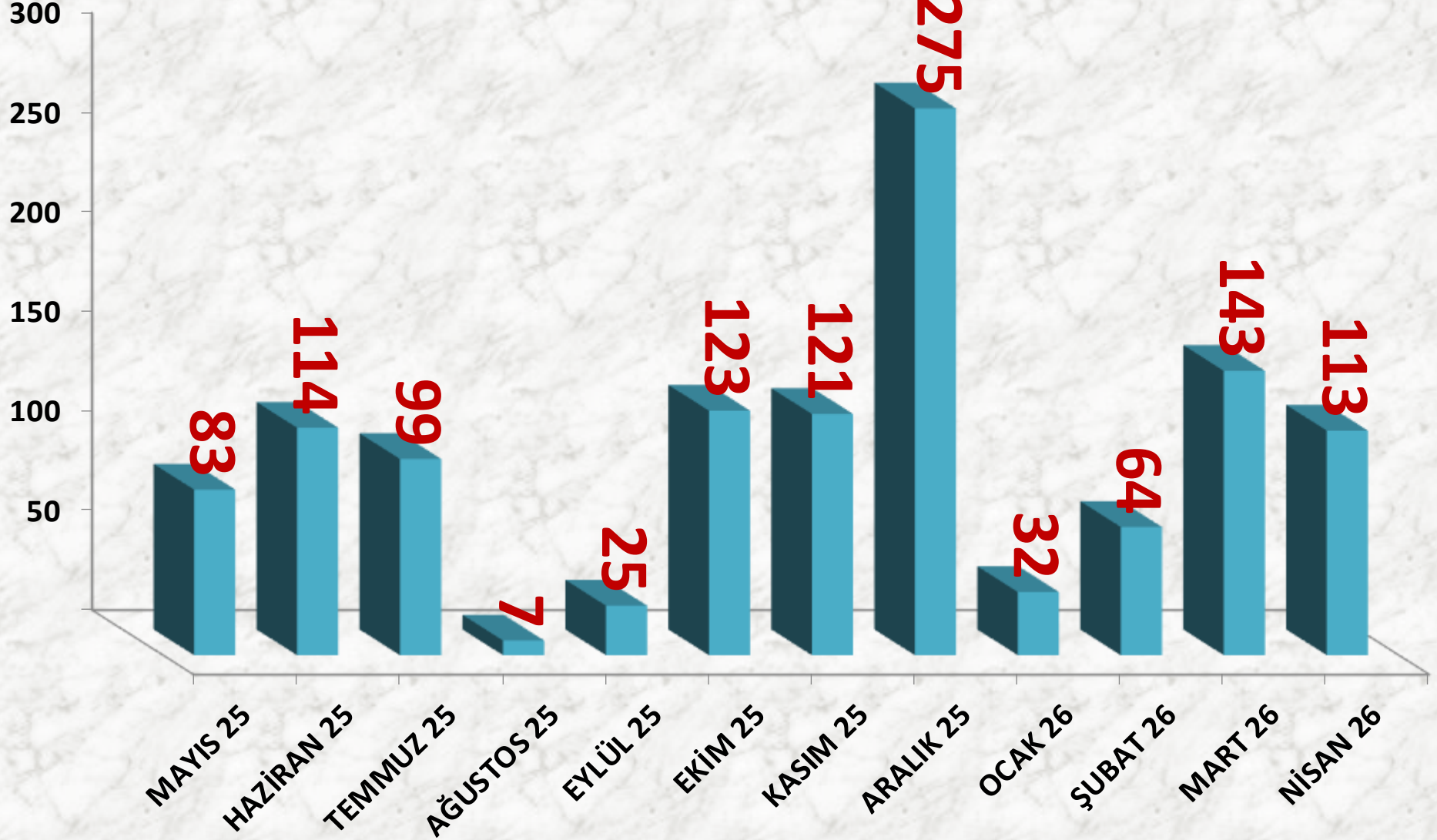
LEBLEBİ ELENTİ (Beyaz)

İŞLEM MİKTARI TON	2024 NİSAN	2025 NİSAN		2026 NİSAN	
TTS	25 TON	-42%	14 TON	-100%	0

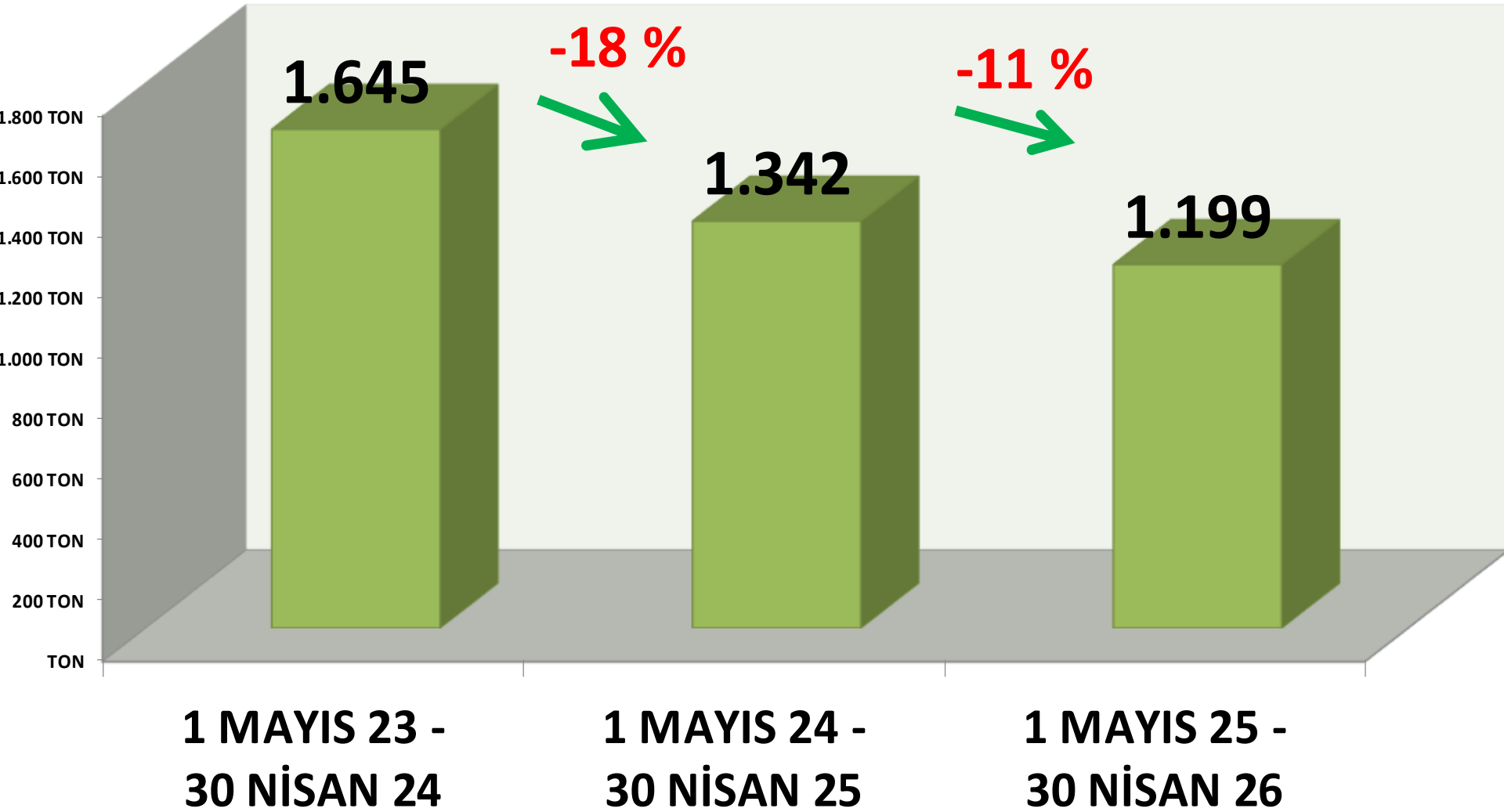
LEBLEBİ BEYAZ TOPLAM

İŞLEM MİKTARI TON	2024 NİSAN	2025 NİSAN		2026 NİSAN	
TTS	<u>152 TON</u>	-39%	<u>92 TON</u>	23%	<u>113 TON</u>

Leblebi Beyaz İşlem Miktarı (Ton)



YILLIK TOPLAM BEYAZ LEBLEBİ İŞLEM MİKTARI (TON)



LEBLEBİ BEYAZ 8,50 mm FİYATLARI

FİYAT	2024 NİSAN	2025 NİSAN		2026 NİSAN	
EN AZ	68,00 TL	18%	80,00 TL	28%	102,00 TL
EN ÇOK	68,00 TL	25%	85,00 TL	41%	120,00 TL
ORTALAMA	68,00 TL	19%	80,82 TL	40%	113,35 TL

LEBLEBİ BEYAZ 9 mm FİYATLARI

FİYAT	2024 NİSAN	2025 NİSAN		2026 NİSAN	
EN AZ	90,14 TL	34%	121,00 TL	25%	151,00 TL
EN ÇOK	111,00 TL	20%	133,00 TL	40%	186,00 TL
ORTALAMA	99,08 TL	29%	127,67 TL	33%	169,83 TL

LEBLEBİ BEYAZ 9 + 9,50 mm FİYATLARI

FİYAT	2024 NİSAN	2025 NİSAN		2026 NİSAN	
EN AZ	82,50 TL	14%	94,00 TL	30%	122,00 TL
EN ÇOK	82,50 TL	45%	120,00 TL	25%	150,00 TL
ORTALAMA	82,50 TL	25%	103,44 TL	37%	141,86 TL

LEBLEBİ ELENTİ (Beyaz) Fiyatları

ORTALAMA FİYAT	2024 NİSAN	2025 NİSAN		2026 NİSAN	
	13,47 TL	21%	16,34 TL	-	-

SARI LEBLEBİ

LEBLEBİ SARI 9 mm

İŞLEM MİKT. TON	2024 NİSAN	2025 NİSAN		2026 NİSAN	
TTS	18 TON	253%	64 TON	-76%	16 TON

LEBLEBİ SARI 9,50 mm

İŞLEM MİKT. TON	2024 NİSAN	2025 NİSAN		2026 NİSAN	
TTS	2 TON	5950%	109 TON	-77%	25 TON

LEBLEBİ SARI 9,75 mm

İŞLEM MİKT. TON	2024 NİSAN	2025 NİSAN		2026 NİSAN	
TTS	99 TON	-45%	55 TON	-83%	9 TON

LEBLEBİ SARI 10 mm

İŞLEM MİKT. TON	2024 NİSAN	2025 NİSAN		2026 NİSAN	
TTS	35 TON	-73%	10 TON	990%	106 TON

LEBLEBİ KALBURALTI (SARI)

İŞLEM MİKT. TON	2024 NİSAN	2025 NİSAN		2026 NİSAN	
TTS	8 TON	251%	29 TON	-66%	10 TON

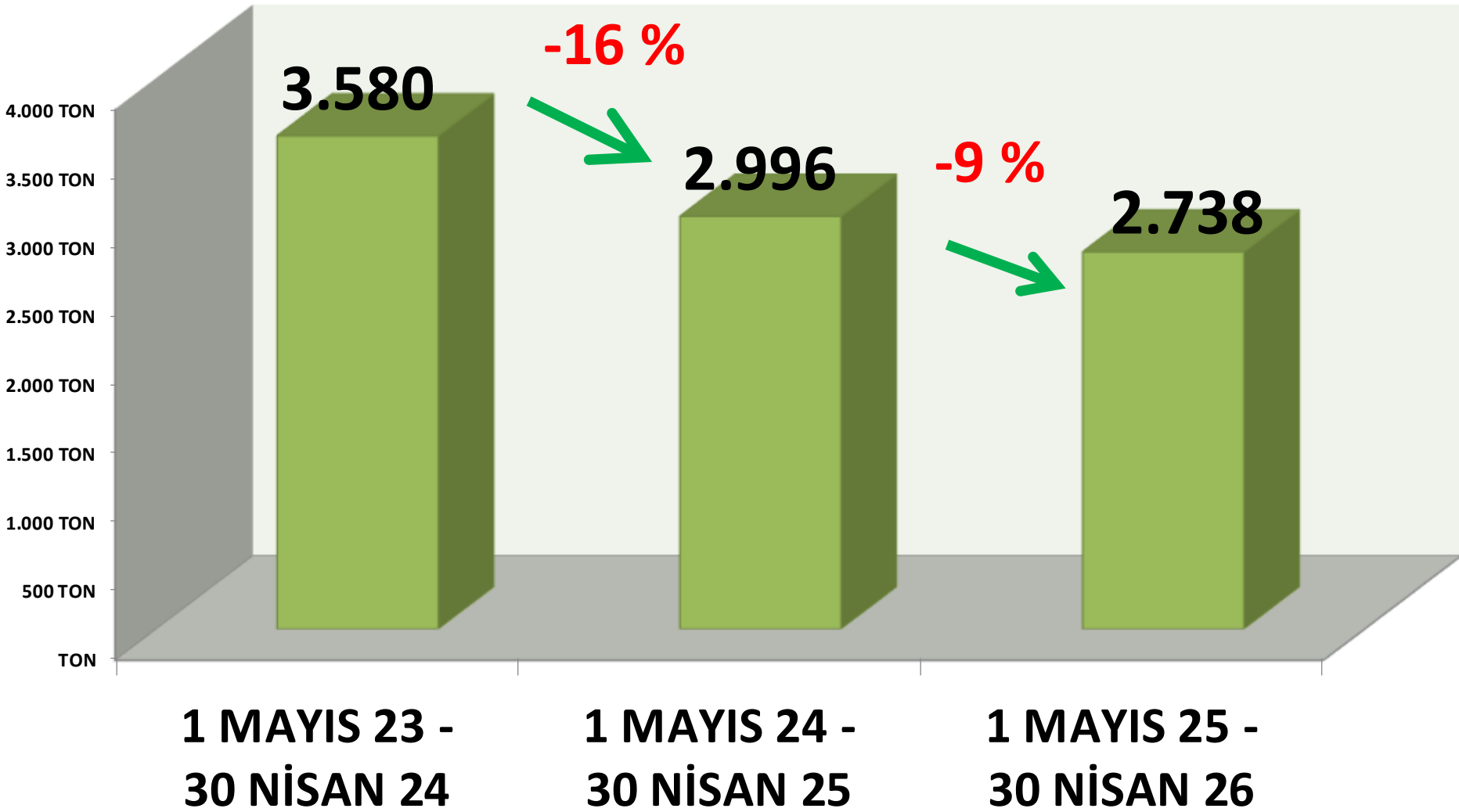
LEBLEBİ SARI TOPLAM

İŞLEM MİKT. TON	2024 NİSAN	2025 NİSAN		2026 NİSAN	
TTS	<u>163 TON</u>	64%	<u>267 TON</u>	-38%	<u>165 TON</u>

Leblebi Sarı İşlem Miktarı (Ton)



YILLIK TOPLAM SARI LEBLEBİ İŞLEM MİKTARI (TON)



LEBLEBİ SARI 9 mm FİYATLARI

	2024 NİSAN	2025 NİSAN		2026 NİSAN	
EN AZ	54,00 TL	16%	62,75 TL	59%	100,00 TL
EN ÇOK	68,00 TL	-3%	66,00 TL	52%	100,00 TL
ORTALAMA	63,98 TL	-2%	62,96 TL	59%	100,00 TL

LEBLEBİ SARI 9,50 mm FİYATLARI

	2024 NİSAN	2025 NİSAN		2026 NİSAN	
EN AZ	74,00 TL	19%	88,12 TL	19%	105,00 TL
EN ÇOK	76,23 TL	31%	100,00 TL	18%	118,00 TL
ORTALAMA	74,37 TL	25%	93,11 TL	20%	111,51 TL

LEBLEBİ SARI 9,75 mm FİYATLARI

	2024 NİSAN	2025 NİSAN		2026 NİSAN	
EN AZ	81,00 TL	31%	106,00 TL	18%	125,00 TL
EN ÇOK	87,00 TL	38%	120,00 TL	25%	150,00 TL
ORTALAMA	83,40 TL	31%	109,34 TL	23%	135,02 TL

LEBLEBİ SARI 10 mm FİYATLARI

	2024 NİSAN	2025 NİSAN		2026 NİSAN	
EN AZ	93,00 TL	30%	121,00 TL	25%	151,34 TL
EN ÇOK	100,00 TL	46%	146,00 TL	44%	210,00 TL
ORTALAMA	94,17 TL	38%	130,09 TL	29%	168,28 TL

LEBLEBİ KALBURALTI (SARI) FİYATLARI

	2024 NİSAN	2025 NİSAN		2026 NİSAN	
ORTALAMA FİYAT	41,19 TL	-53%	19,44 TL	34%	26,13 TL

YILLIK YURTIÇİ TOPLAM LEBLEBİ İŞLEM MİKTARI

MIKTAR	1 MAYIS 23 - 30 NİSAN 24	1 MAYIS 24 - 30 NİSAN 25		1 MAYIS 25 - 30 NİSAN 26	
SARI	3.580 TON	-16%	2.996 TON	-9%	2.738 TON
BEYAZ	1.645 TON	-18%	1.342 TON	-11%	1.199 TON
KAPL.+KIRIK	2.043 TON	-16%	1.711 TON	-4%	1.642 TON
LEBLEBİ TOPLAM	7.268 TON	-17%	6.049 TON	-8%	5.579 TON

YILLIK TOPLAM TTS LEBLEBİ TESCİLİ



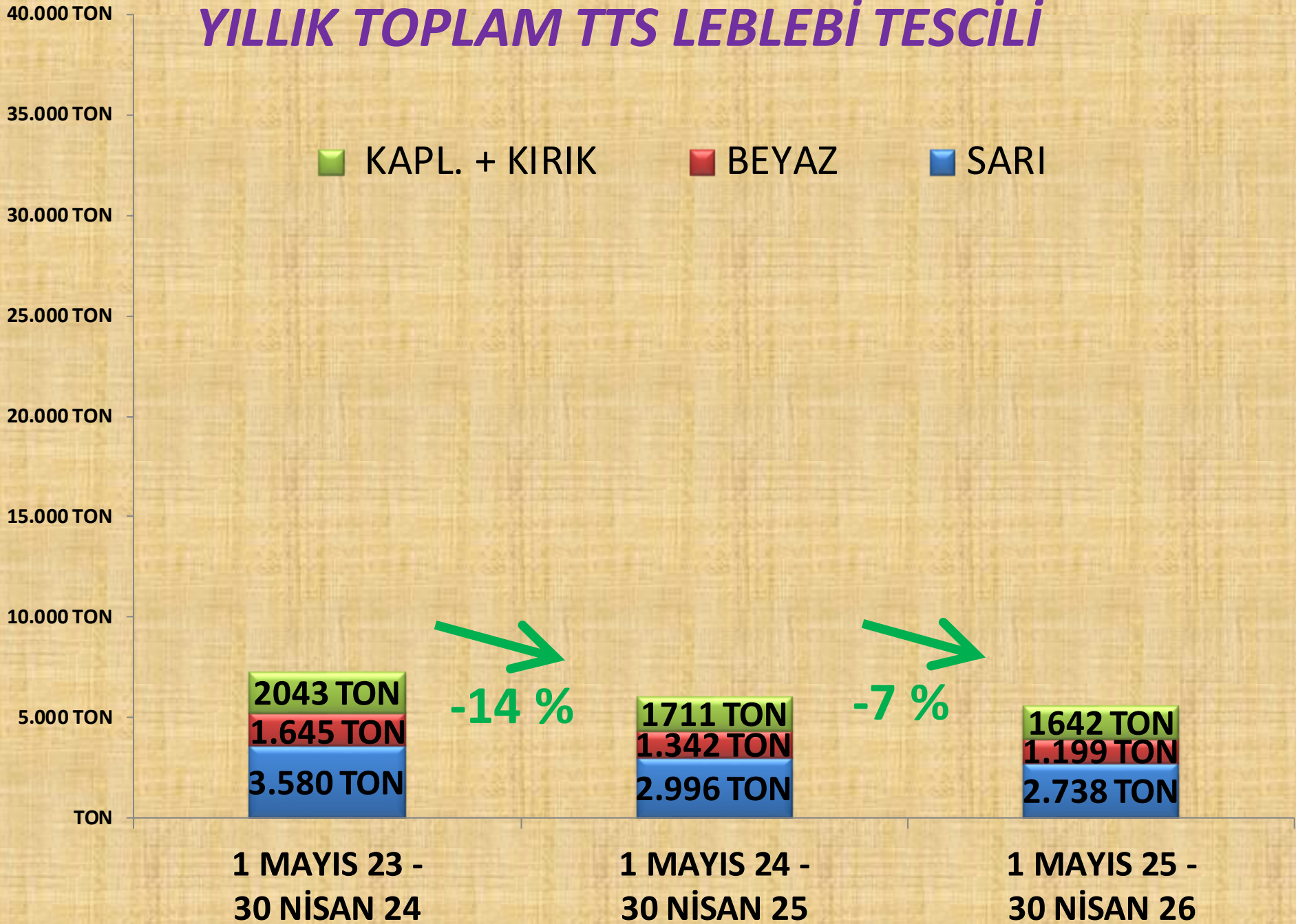
KAPL. + KIRIK



BEYAZ



SARI



LEBLEBİ İHRACAT MİKTARLARI

2024 NİSAN

SARI LEBLEBİ	10.180 kg.
BEYAZ LEBLEBİ	-
KAPLAMALI LEBLEBİ	-
KIRIK LEBLEBİ	-
LEBLEBİ UNU	-
LEBLEBİ KALBURALTI	-
TOPLAM	10.180 kg.

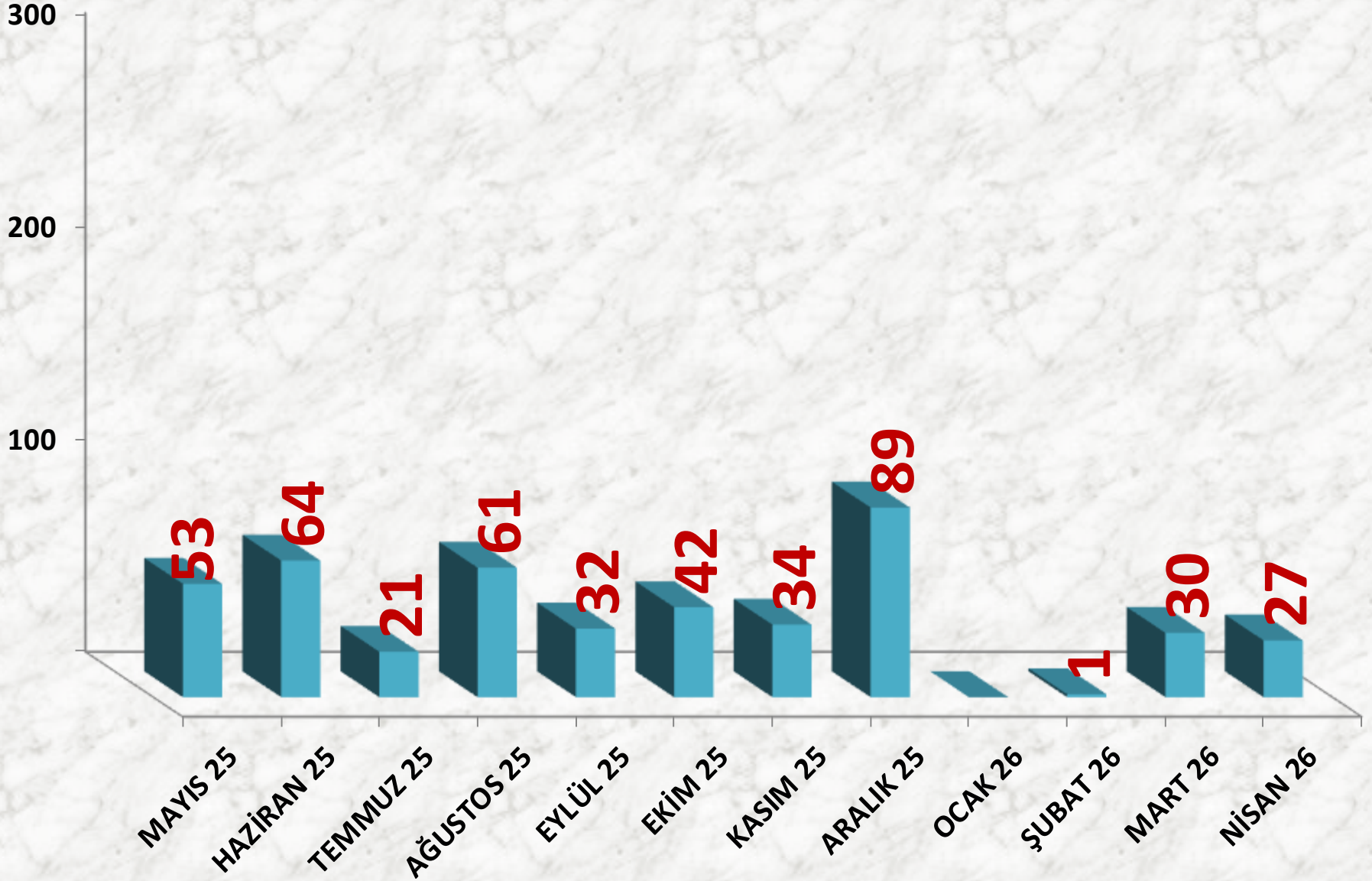
2025 NİSAN

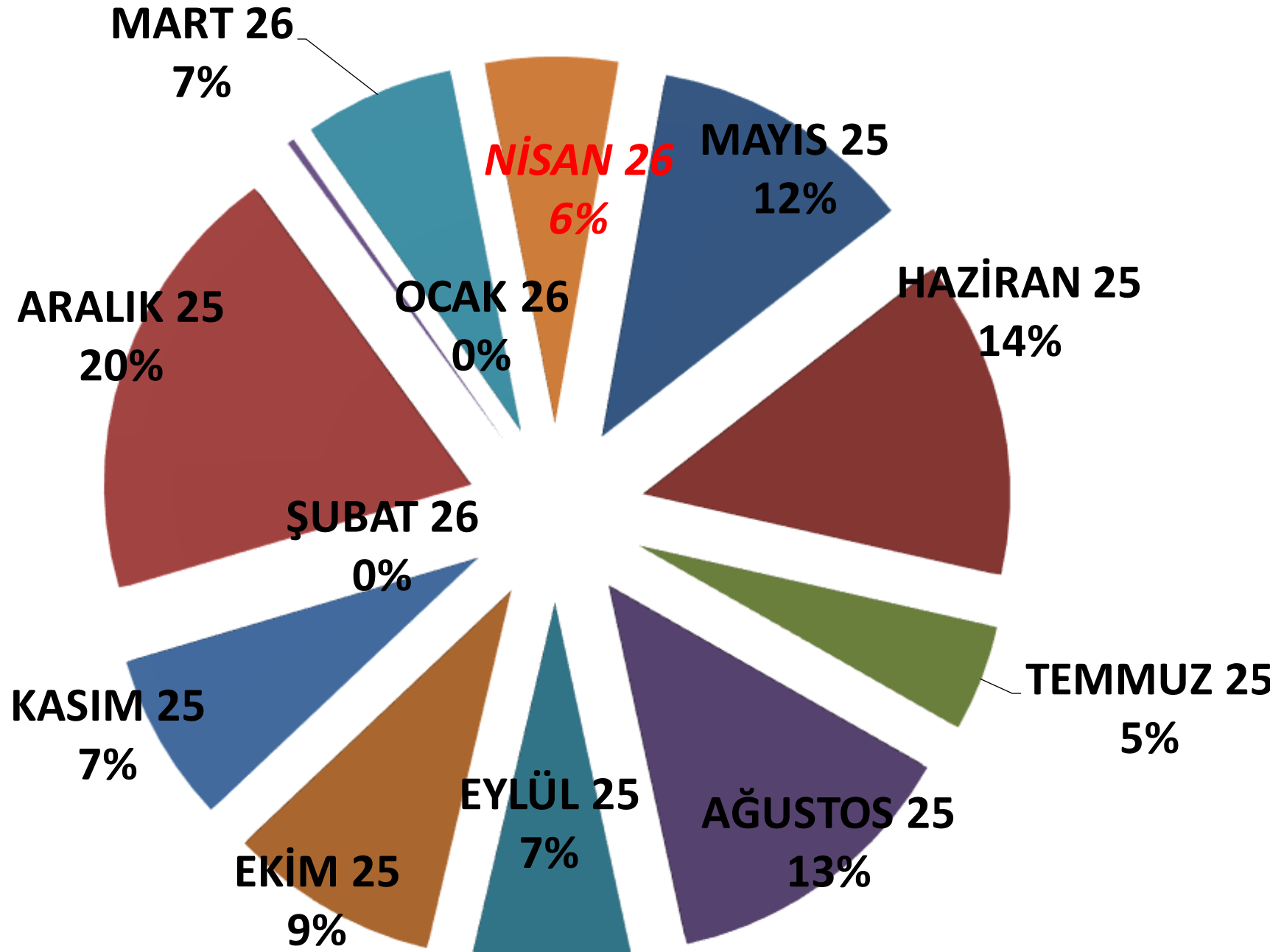
SARI LEBLEBİ	37.016 kg.
BEYAZ LEBLEBİ	9.968 kg.
KAPLAMALI LEBLEBİ	240 kg.
KIRIK LEBLEBİ	-
LEBLEBİ UNU	-
LEBLEBİ KALBURALTI	-
TOPLAM	47.224 kg.

2026 NİSAN

SARI LEBLEBİ	26.640 kg.
BEYAZ LEBLEBİ	-
KAPLAMALI LEBLEBİ	-
KIRIK LEBLEBİ	-
LEBLEBİ UNU	-
LEBLEBİ KALBURALTI	-
TOPLAM	26.640 kg.

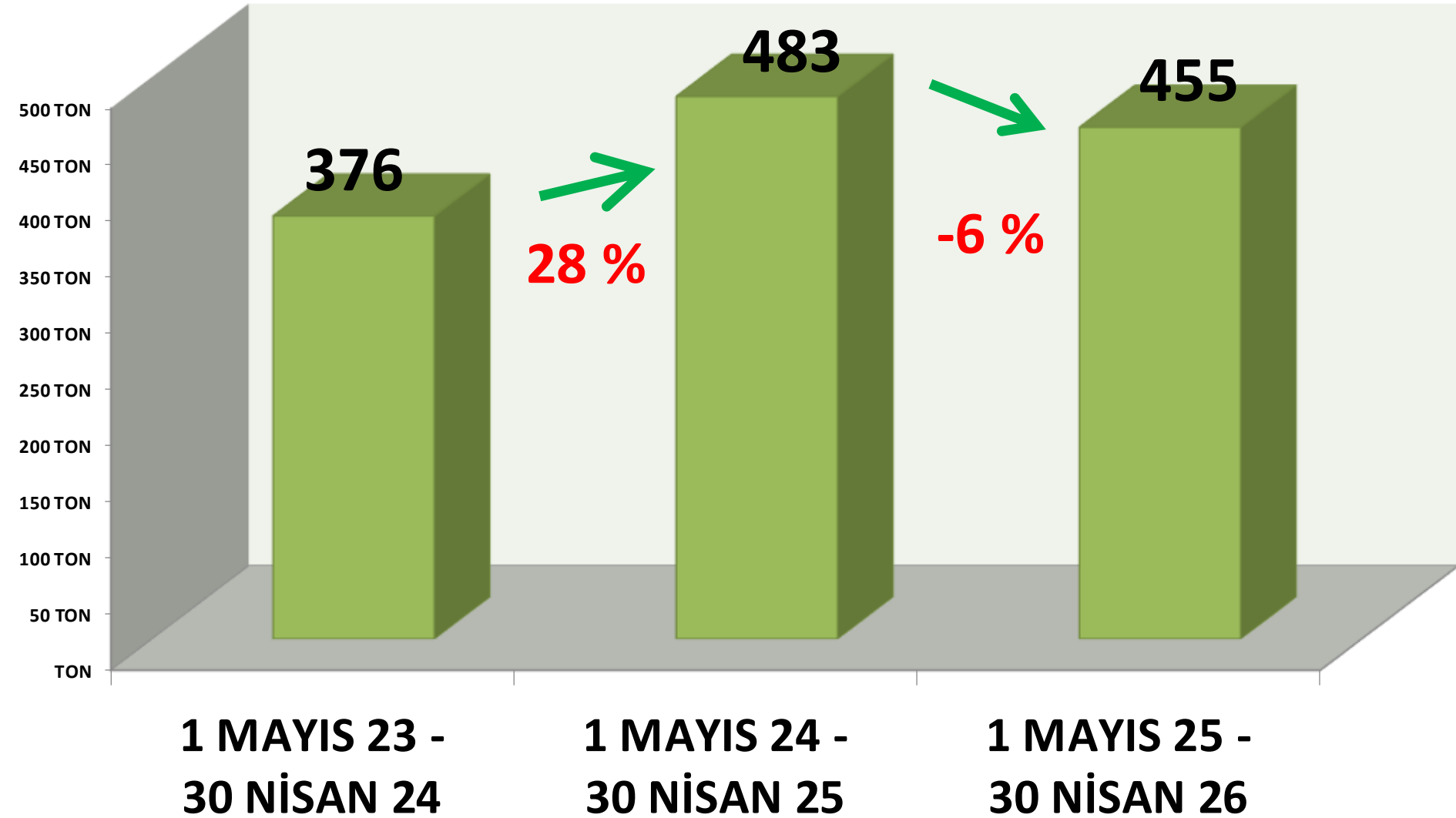
Leblebi İhracat (Ton)





AYLIK LEBLEBİ İHR. İŞLEM MİKTARI ORANLARI

YILLIK TOPLAM LEBLEBİ İHRACAT MİKTARI (TON)



AYÇEKİRDEĞİ

İŞLEM MİKTARI TON	2024 NİSAN	2025 NİSAN		2026 NİSAN	
MTS	1.679 TON	37%	2.296 TON	-34%	1.512 TON
TTS	1.503 TON	24%	1.857 TON	-12%	1.641 TON

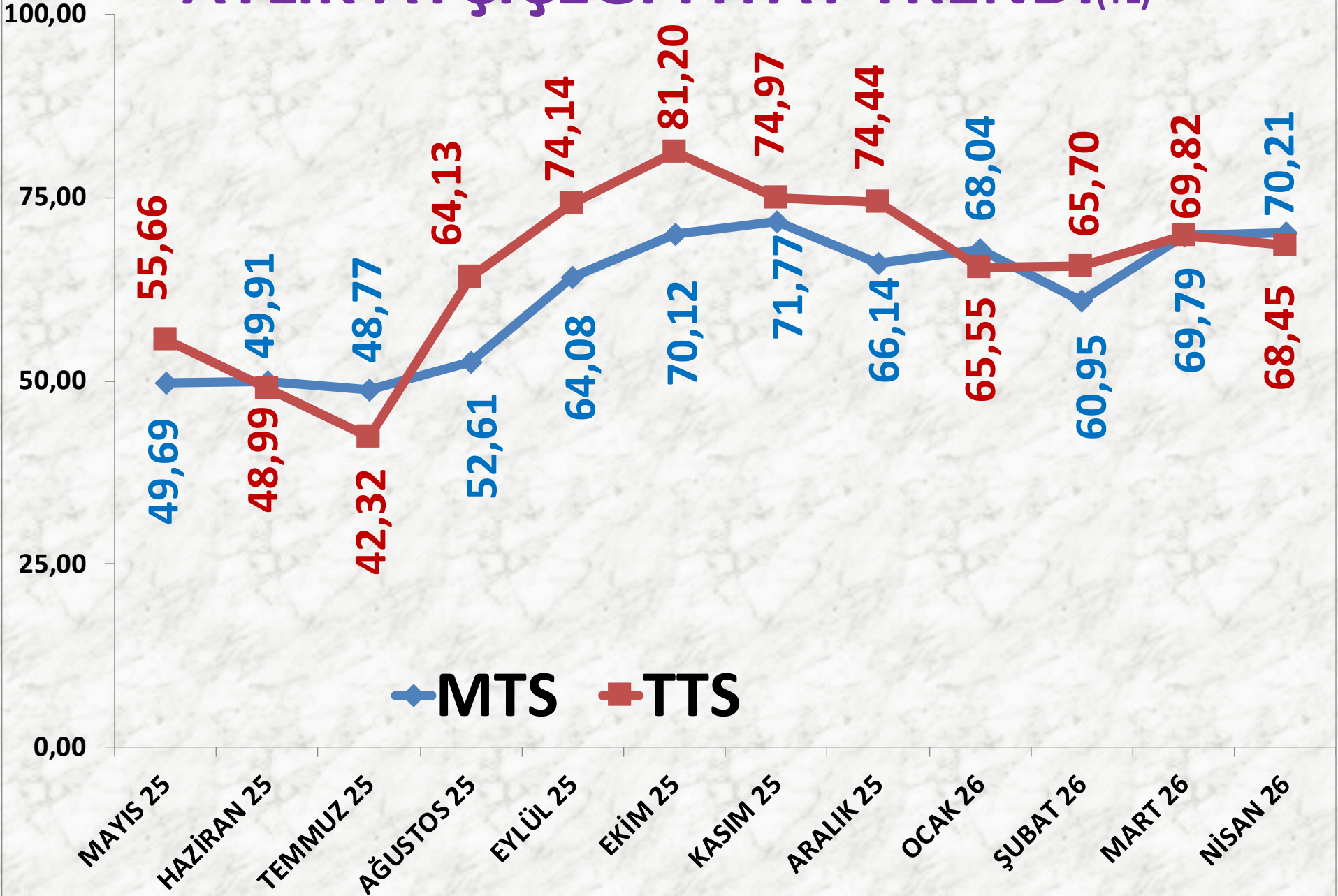
AYÇİÇEĞİ FİYATLARI

EN AZ FİYAT	2024 NİSAN	2025 NİSAN		2026 NİSAN	
MTS	25,51 TL	-20%	20,41 TL	22%	25,00 TL
TTS	29,00 TL	-7%	27,00 TL	11%	30,00 TL

EN ÇOK FİYAT	2024 NİSAN	2025 NİSAN		2026 NİSAN	
MTS	93,88 TL	3%	96,94 TL	3%	99,50 TL
TTS	103,00 TL	12%	115,00 TL	22%	140,00 TL

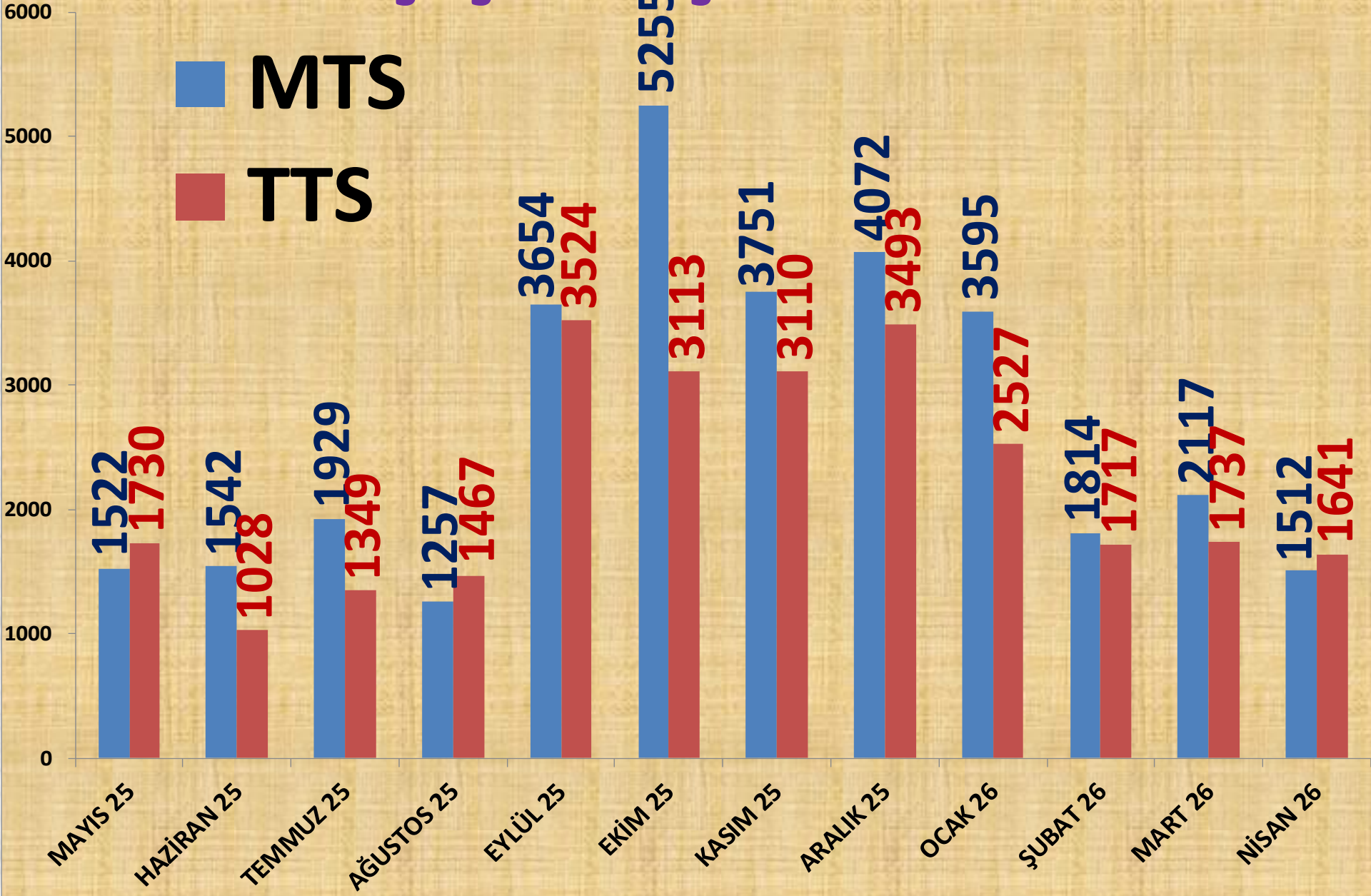
ORTALAMA FİYAT	2024 NİSAN	2025 NİSAN		2026 NİSAN	
MTS	44,39 TL	10%	48,72 TL	44%	70,21 TL
TTS	40,82 TL	30%	53,19 TL	29%	68,45 TL

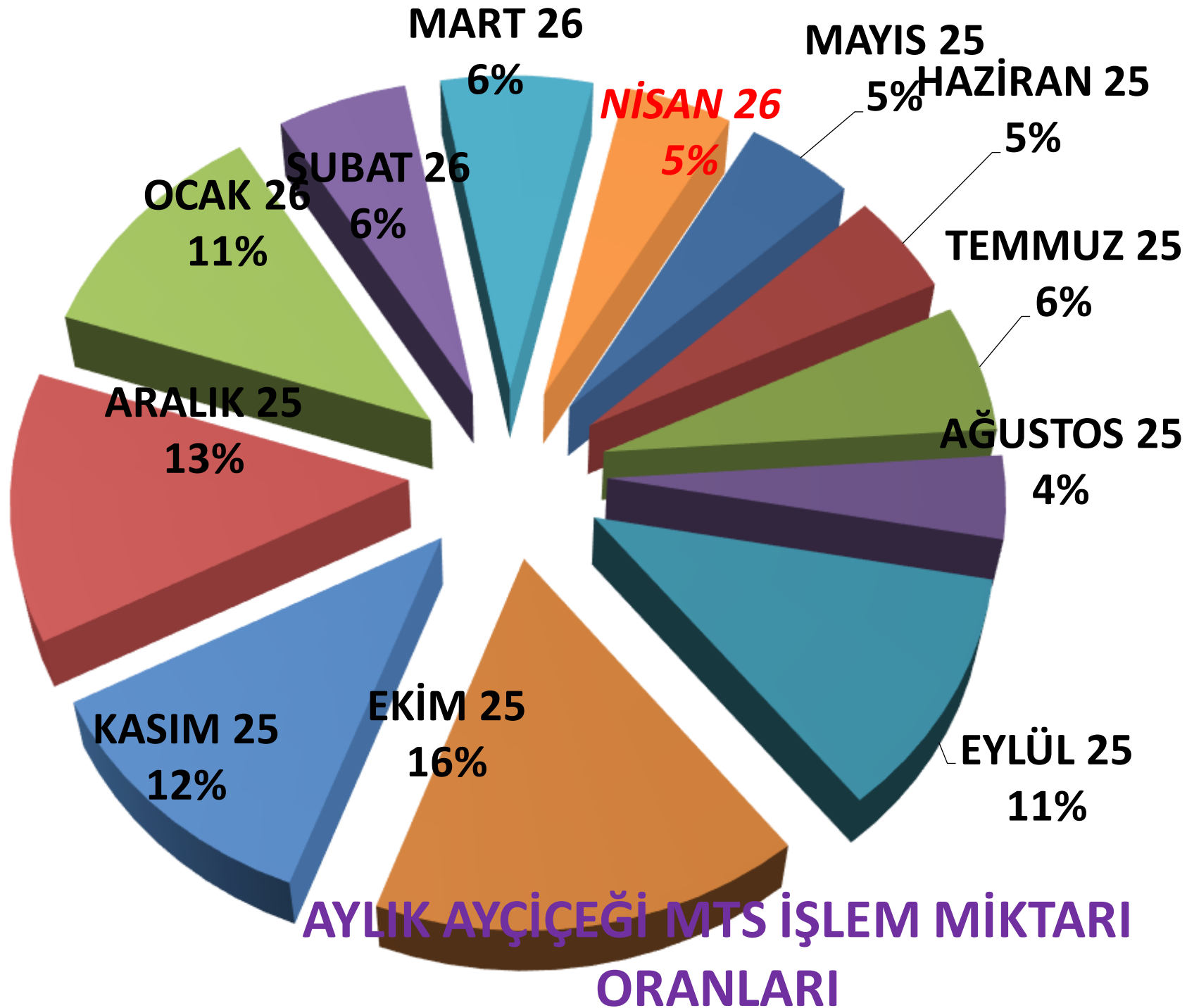
AYLIK AYÇİÇEĞİ FİYAT TRENDİ (TL)



AYLIK AYÇİÇEĞİ İŞLEM MİKTARI (TON)

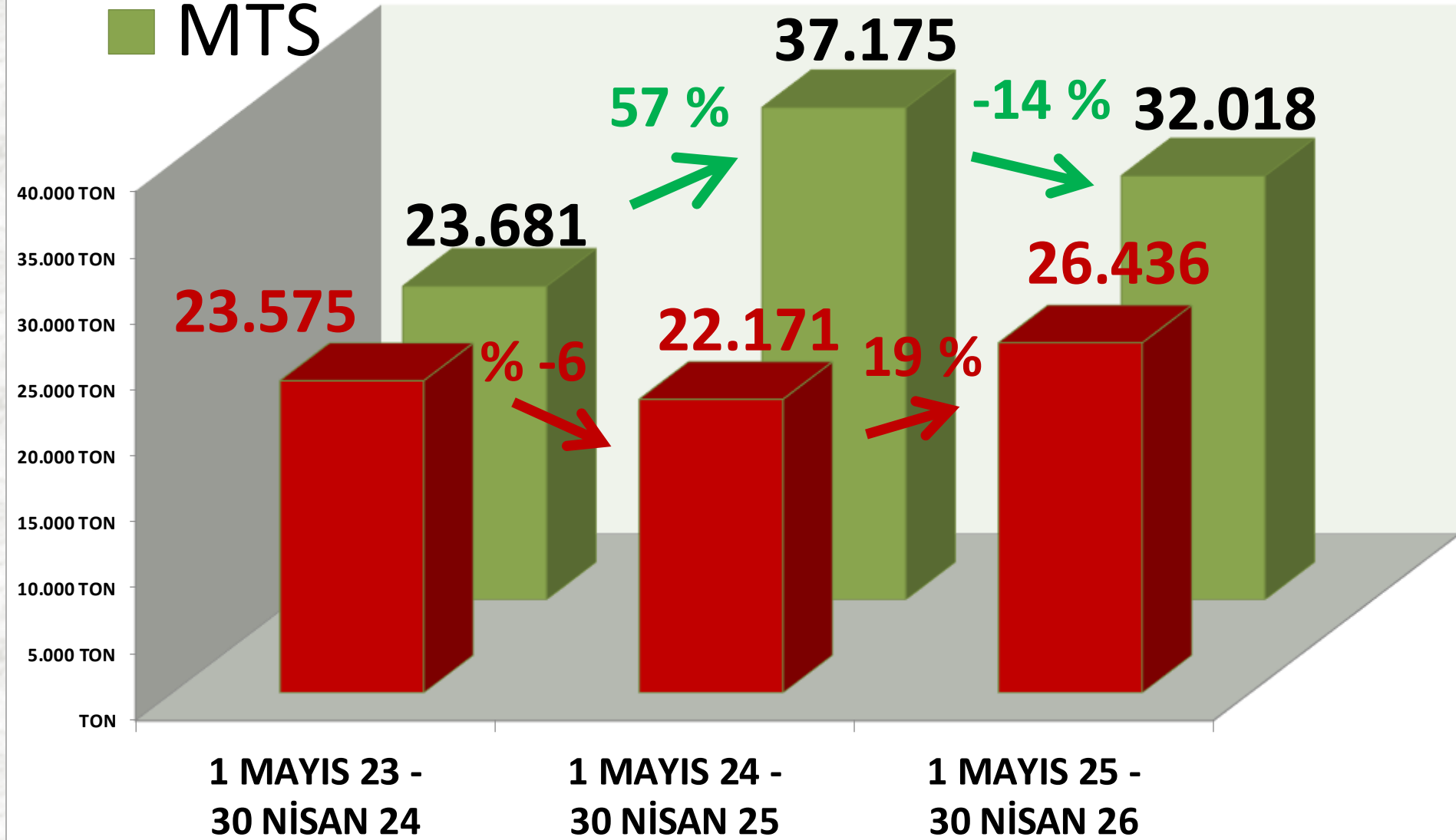
■ MTS
■ TTS





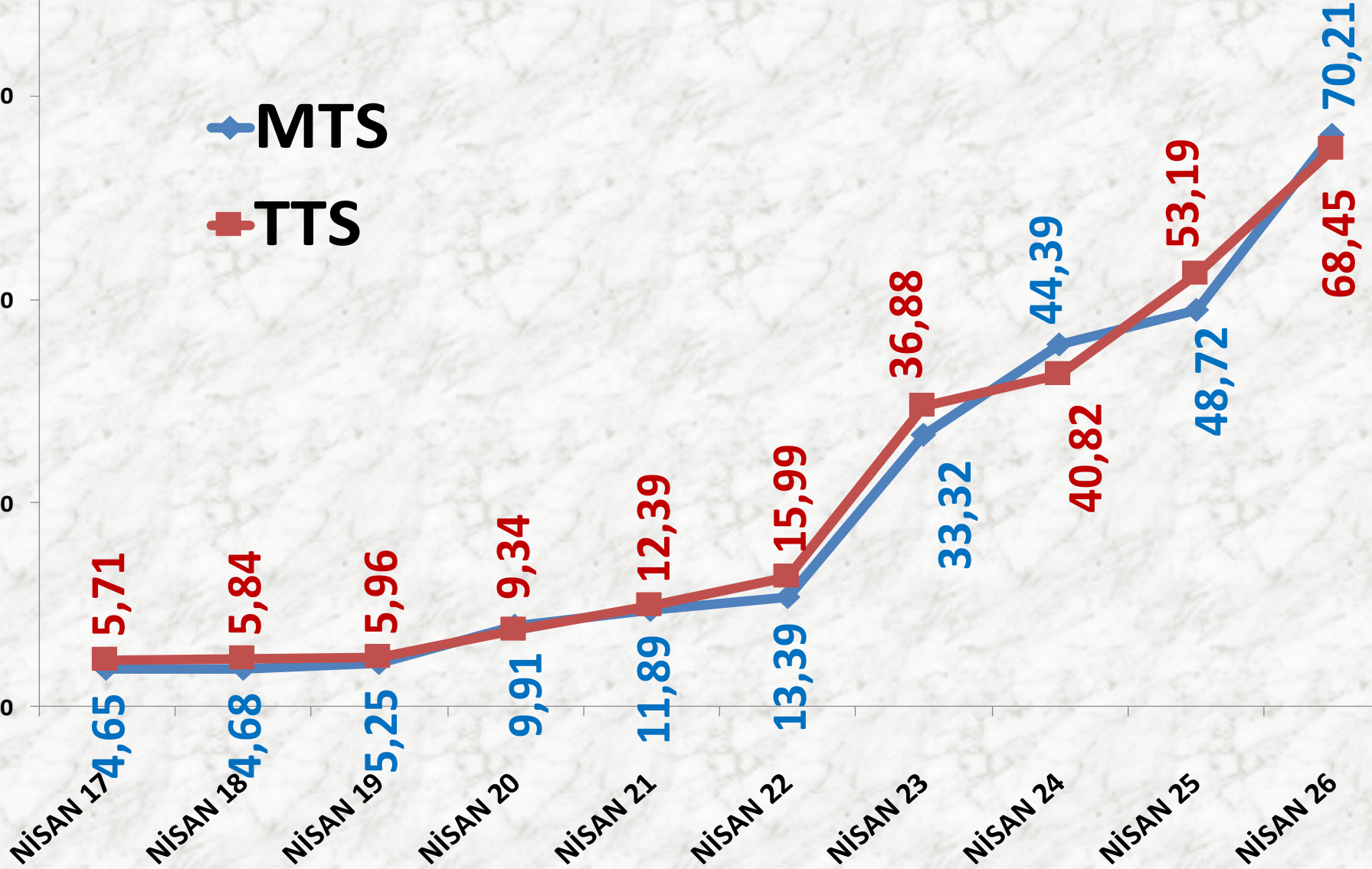
■ TTS YILLIK AYÇİÇEĞİ İŞLEM MİKTARI (TON)

■ MTS




NİSAN AYLARI AYÇİÇEĞİ FİYAT TRENDİ (TL)

◆ MTS
■ TTS

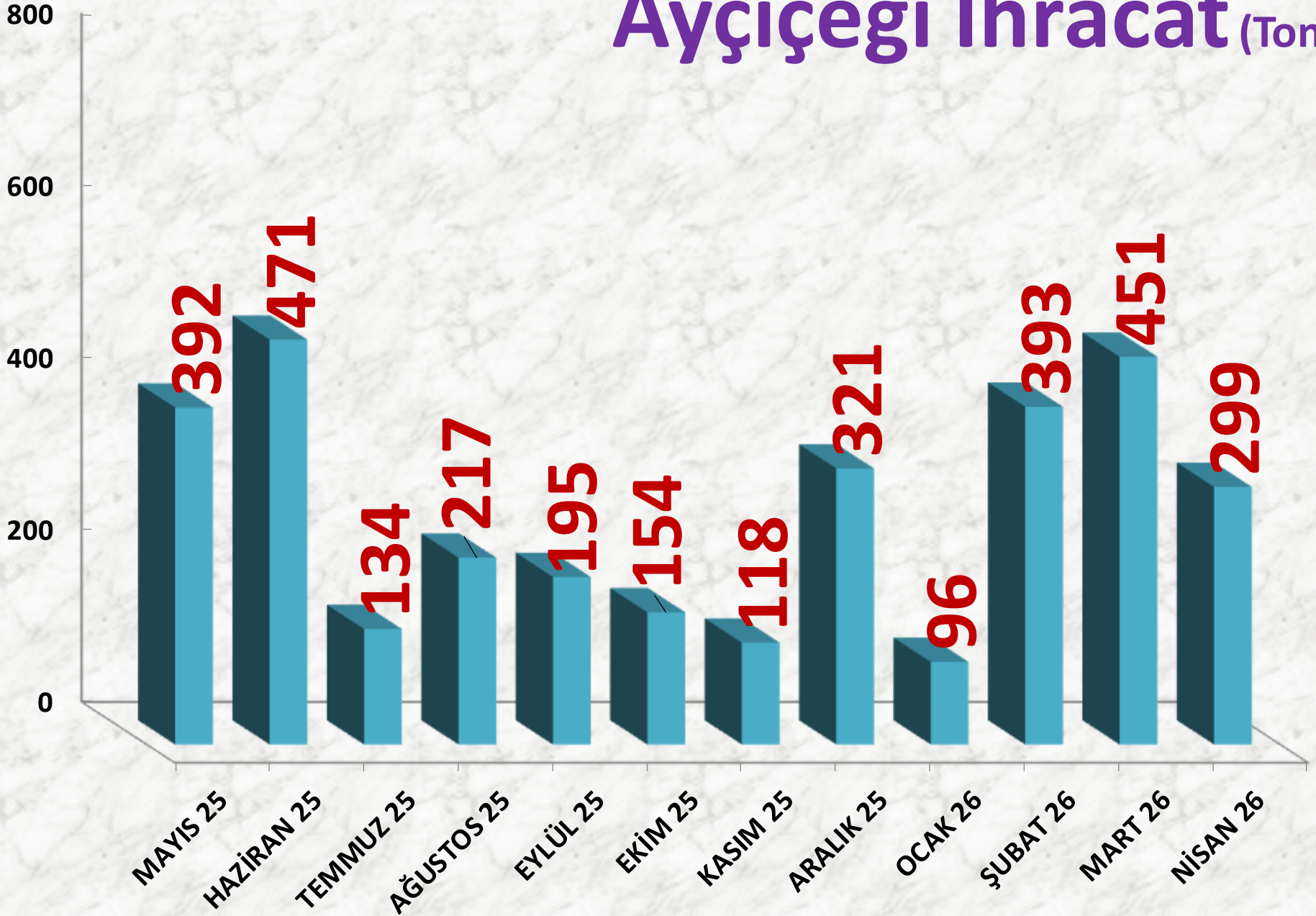


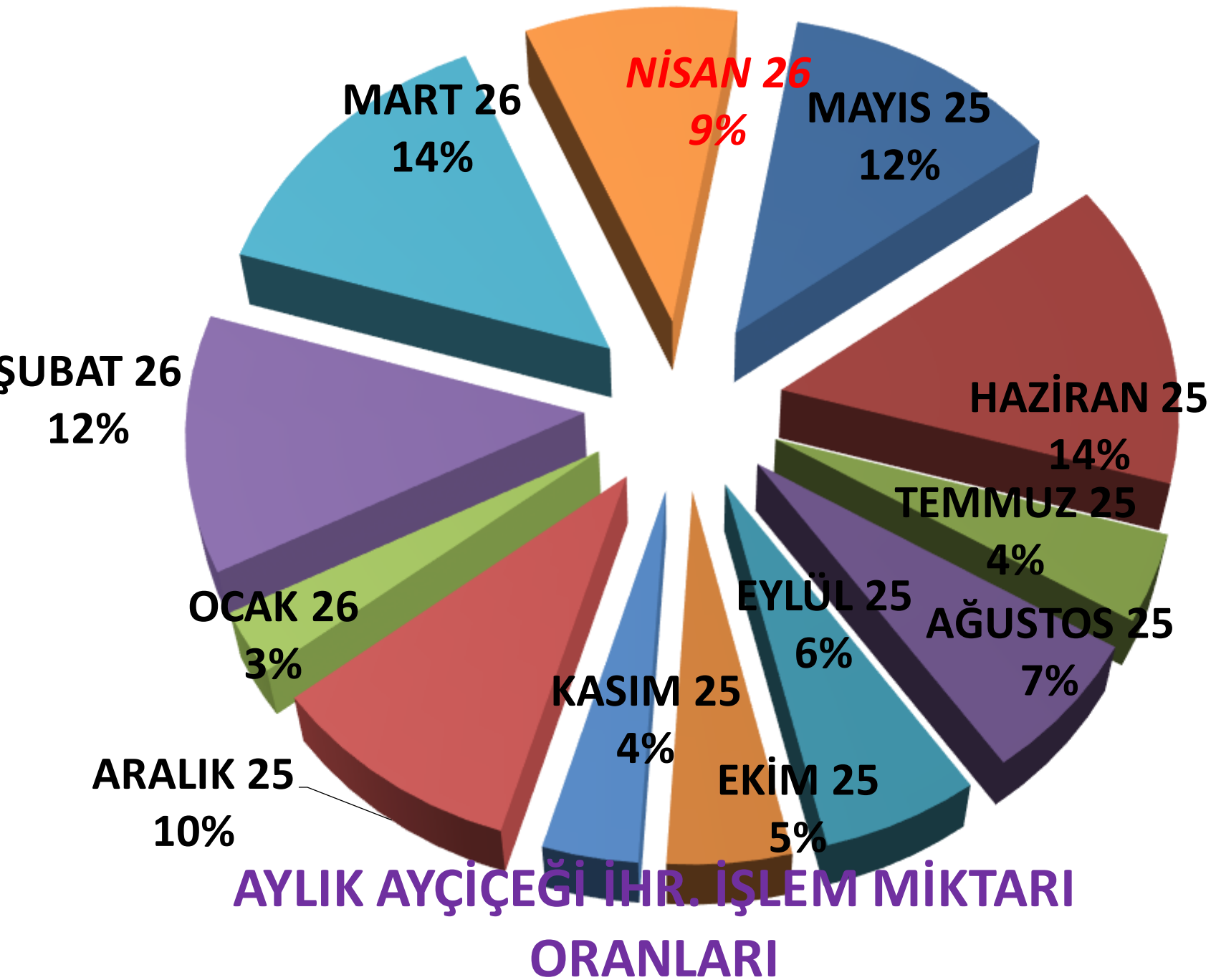
AYÇEKİRDEĞİ İHRACATI

	2024 NİSAN	2025 NİSAN		2026 NİSAN	
İHRACAT	141 TON	100%	281 TON	7%	299 TON

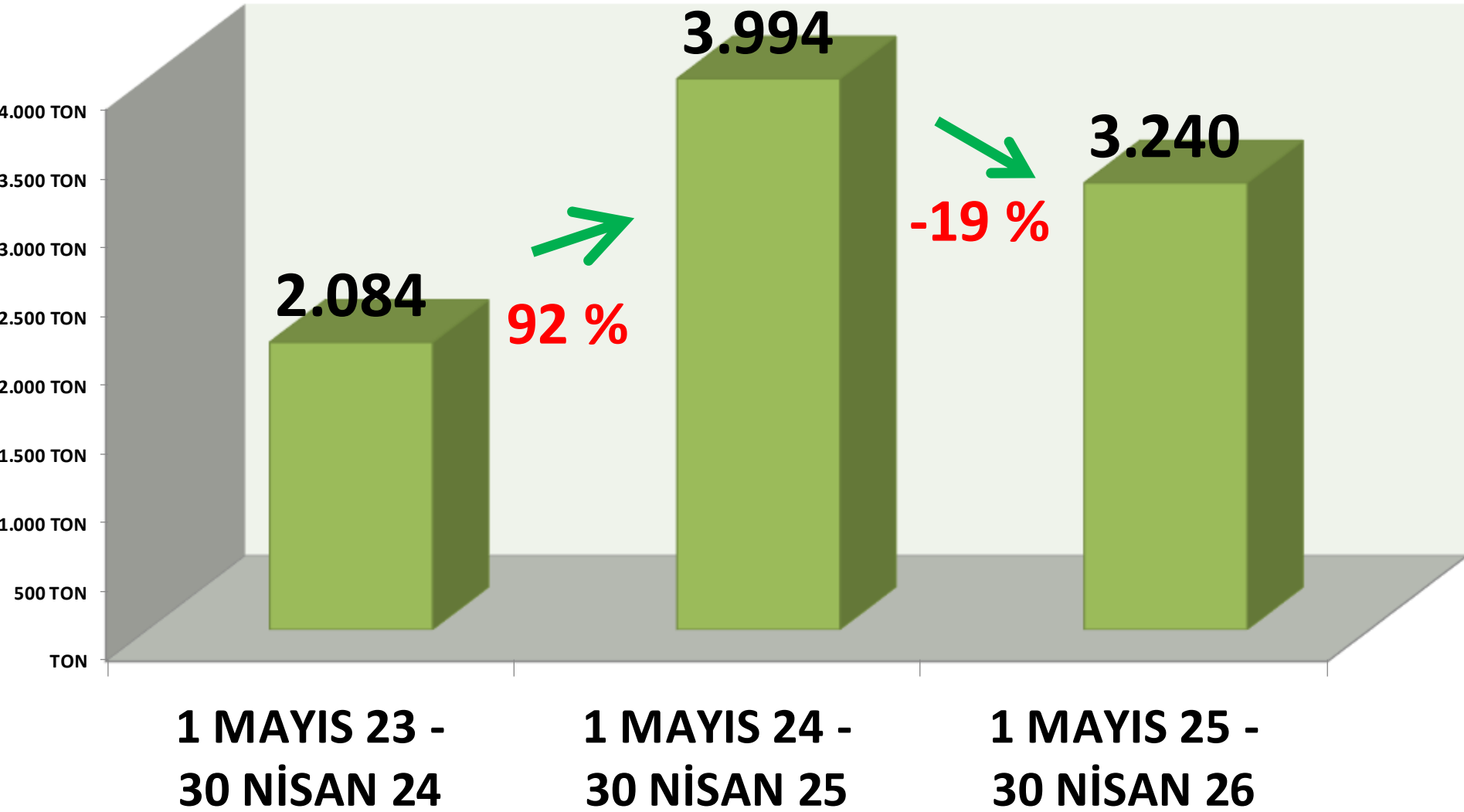


Ayçiçeği İhracat (Ton)





YILLIK TOPLAM AYÇIÇEĐİ İHRACAT MİKTARI (TON)



SÜT

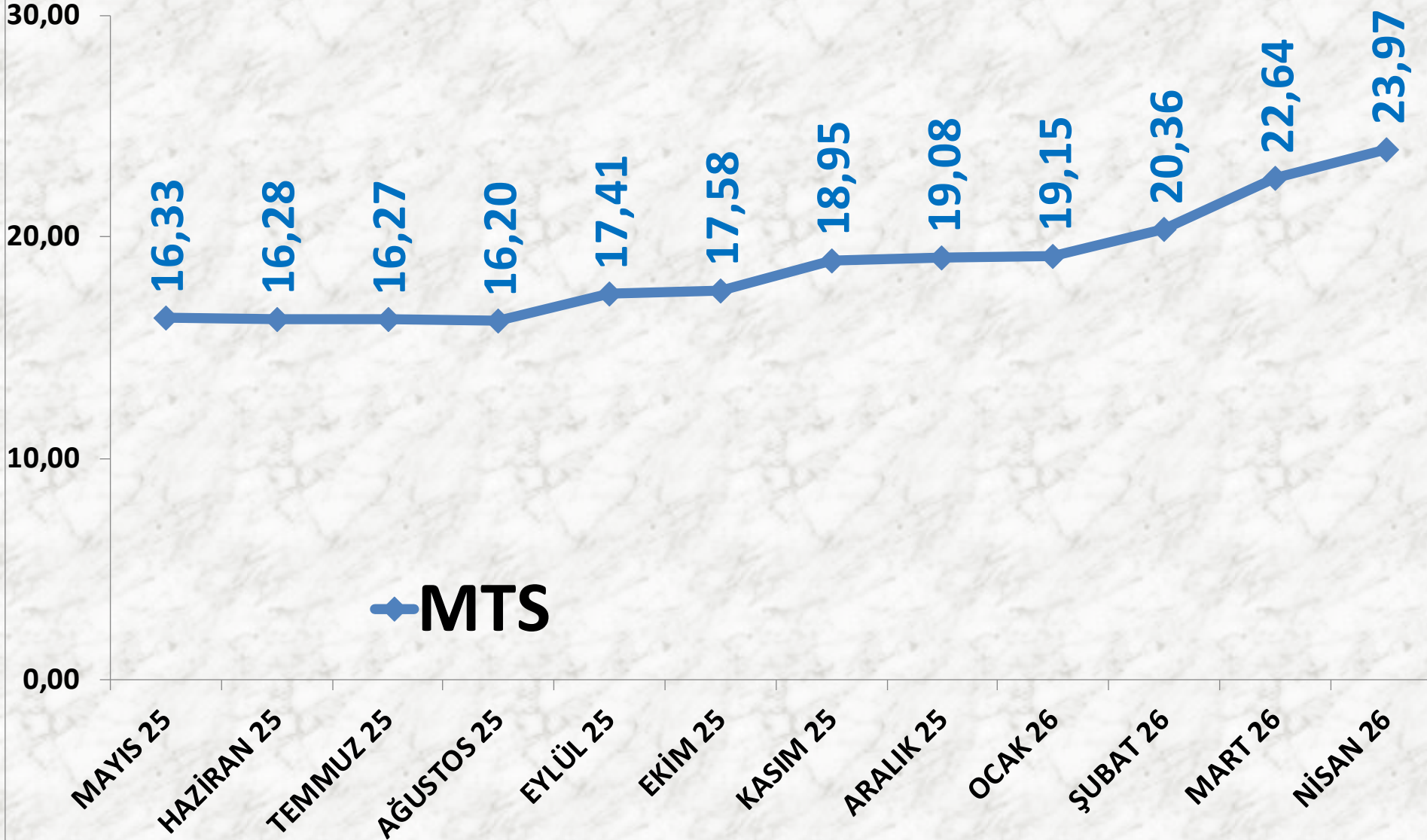
İŞLEM MİKTARI (M³)	2024 NİSAN	2025 NİSAN		2026 NİSAN	
MTS	35.433 M ³	5%	37.031 M ³	-1%	36.762 M ³

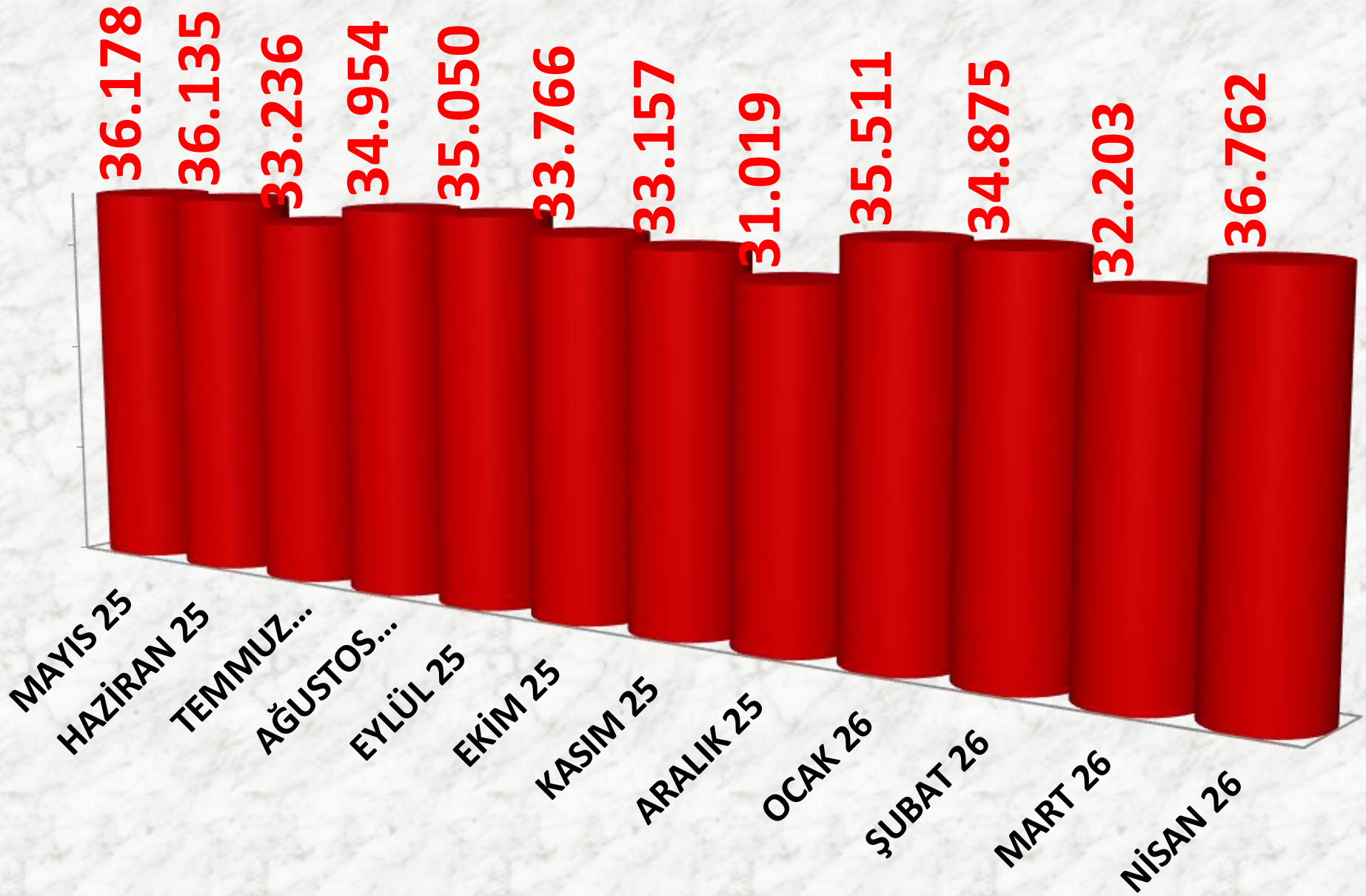
EN AZ FİYAT	2024 NİSAN	2025 NİSAN		2026 NİSAN	
MTS	13,00 TL	8%	14,00 TL	29%	18,00 TL

EN ÇOK FİYAT	2024 NİSAN	2025 NİSAN		2026 NİSAN	
MTS	16,26 TL	15%	18,74 TL	45%	27,09 TL

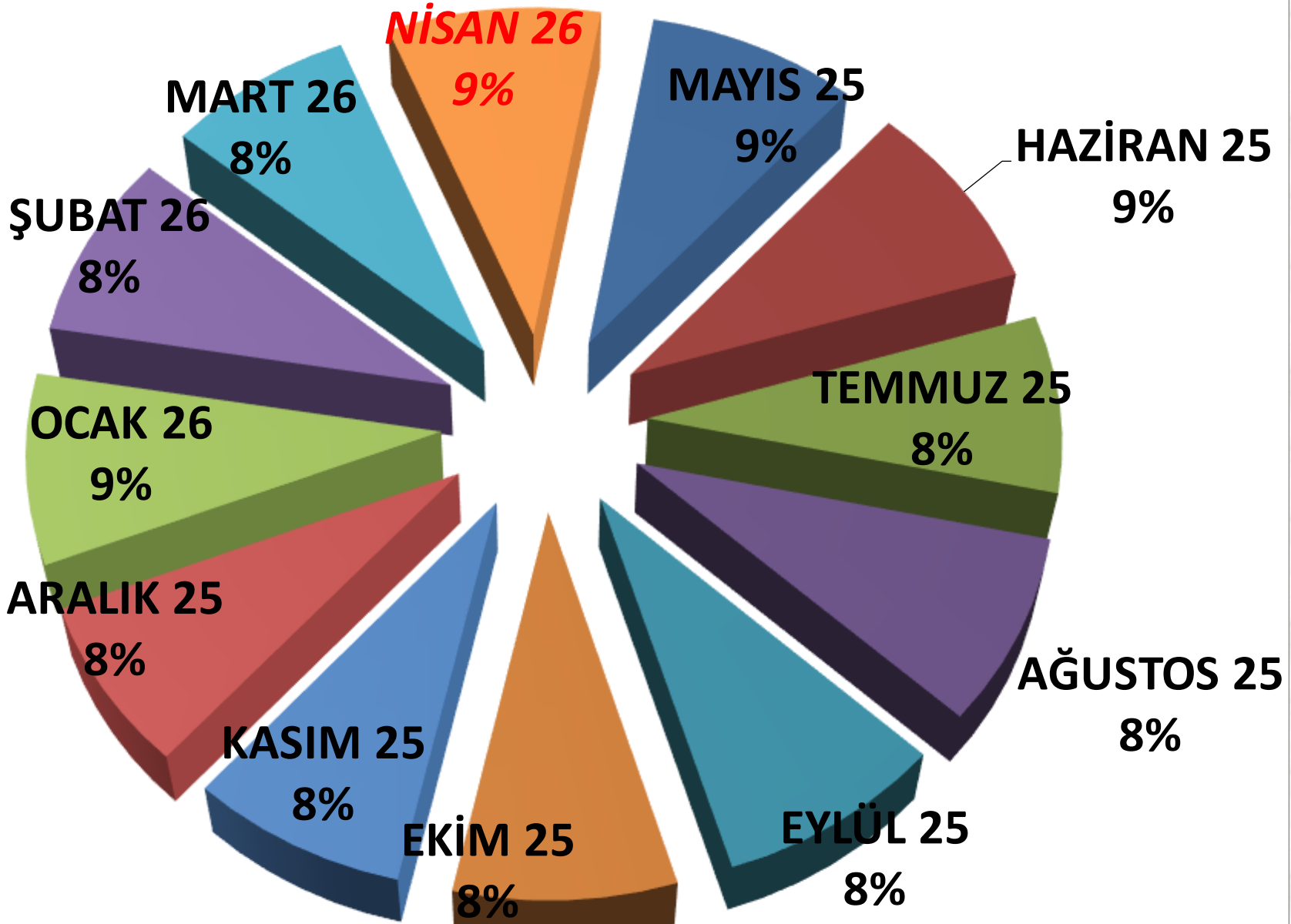
ORTALAMA FİYAT	2024 NİSAN	2025 NİSAN		2026 NİSAN	
MTS	14,52 TL	13%	16,44 TL	46%	23,97 TL

AYLIK İNEK SÜTÜ FİYAT TRENDİ_(TL)



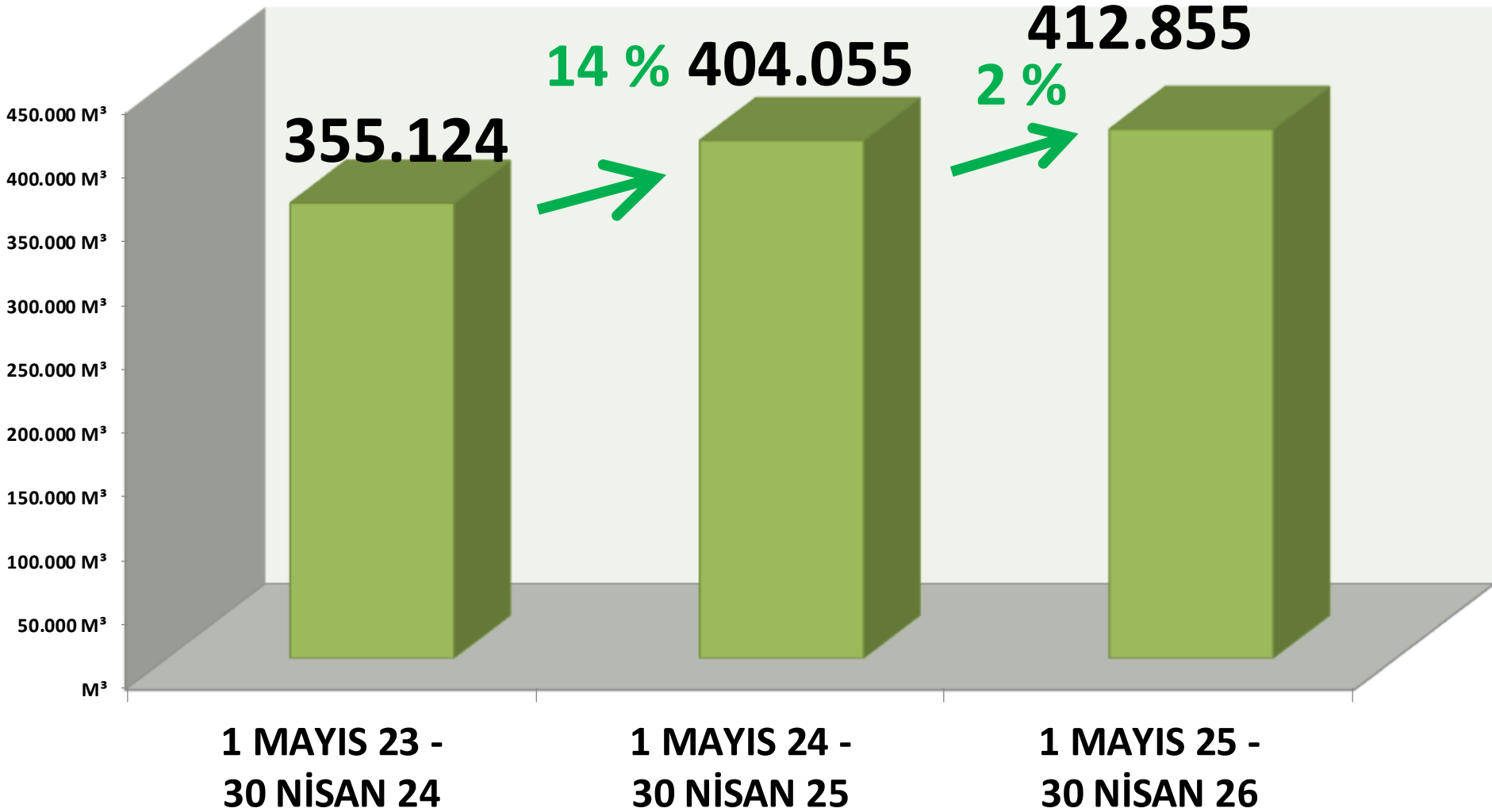


AYLIK SÜT İŞLEM MİKTARI (M³)



AYLIK SÜT MTS İŞLEM MİKTARI ORANLARI

YILLIK İNEK SÜTÜ İŞLEM MİKTARI (TON)



BEYAZ HAŞHAŞ

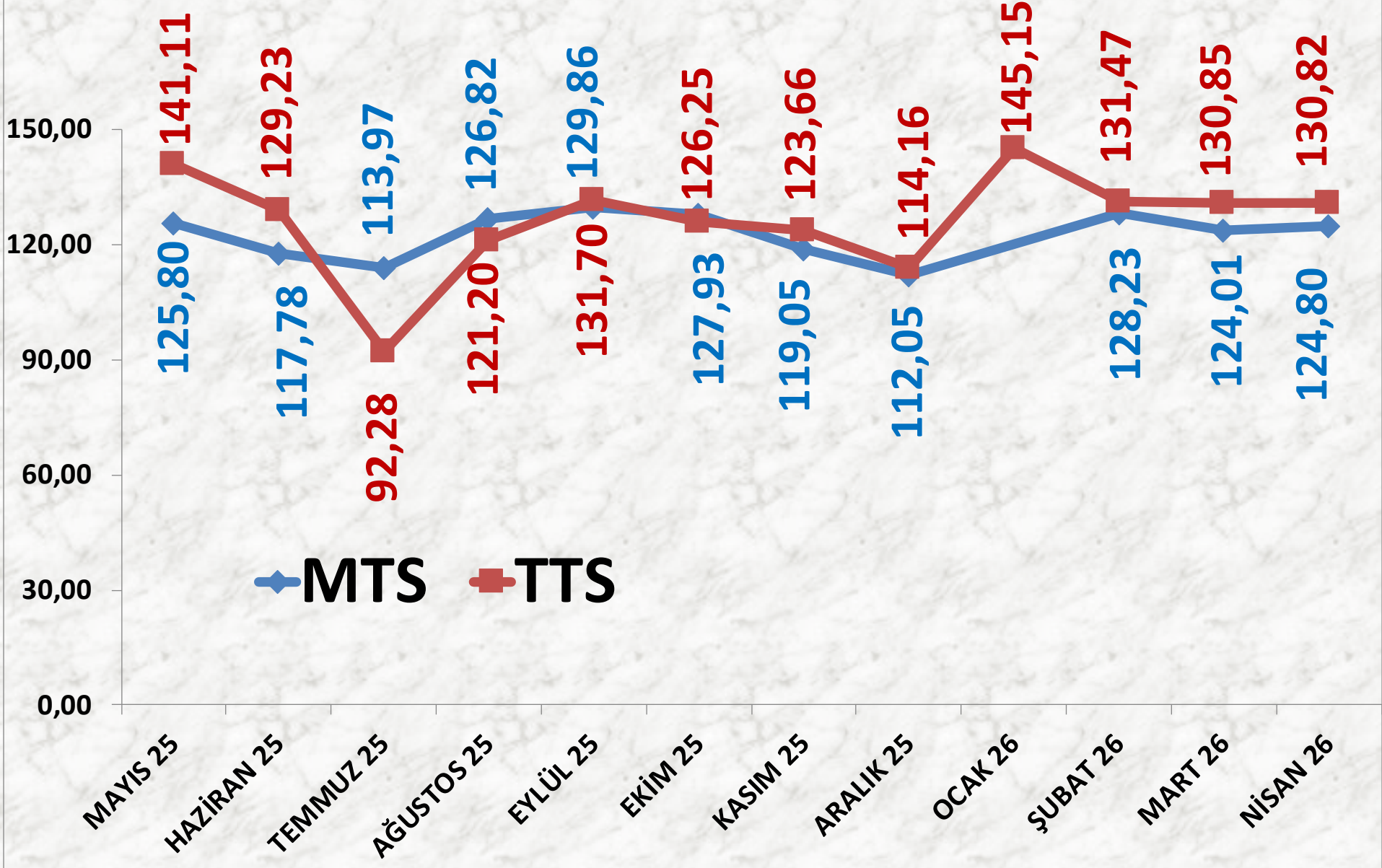
İŞLEM MİKTARI TON	2024 NİSAN	2025 NİSAN		2026 NİSAN	
MTS	133 TON	-92%	10 TON	-12%	9 TON
TTS	73 TON	-61%	28 TON	-8%	26 TON

EN AZ FİYAT	2024 NİSAN	2025 NİSAN		2026 NİSAN	
MTS	77,85 TL	77%	137,75 TL	-9%	124,80 TL
TTS	79,00 TL	83%	144,28 TL	-13%	125,00 TL

EN ÇOK FİYAT	2024 NİSAN	2025 NİSAN		2026 NİSAN	
MTS	85,00 TL	62%	137,75 TL	-9%	124,80 TL
TTS	120,33 TL	50%	180,00 TL	0%	180,00 TL

ORTALAMA FİYAT	2024 NİSAN	2025 NİSAN		2026 NİSAN	
MTS	79,36 TL	74%	137,75 TL	-9%	124,80 TL
TTS	85,90 TL	69%	145,36 TL	-10%	130,82 TL

AYLIK B. HAŞHAŞ FİYAT TRENDİ_(TL)

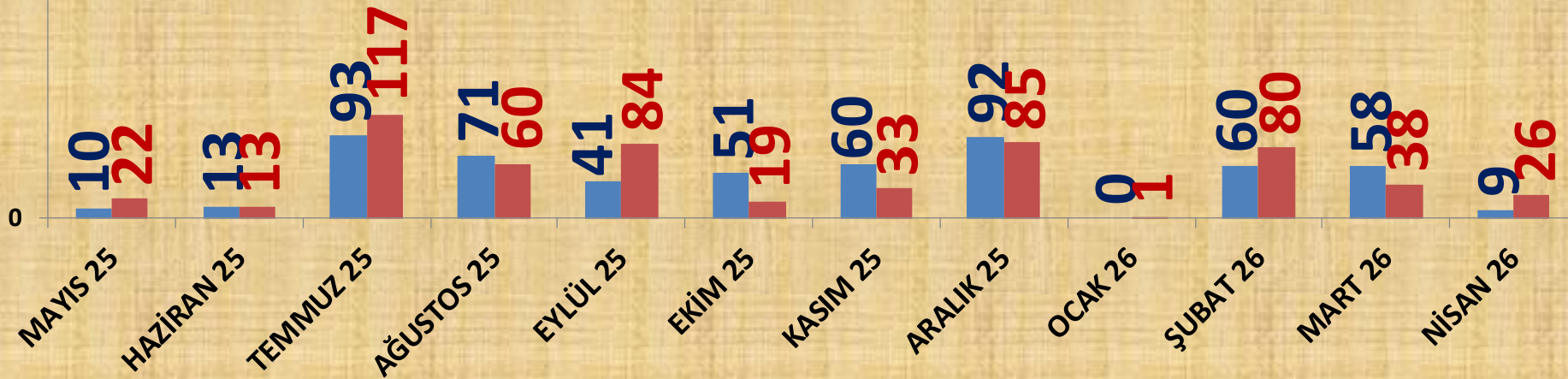


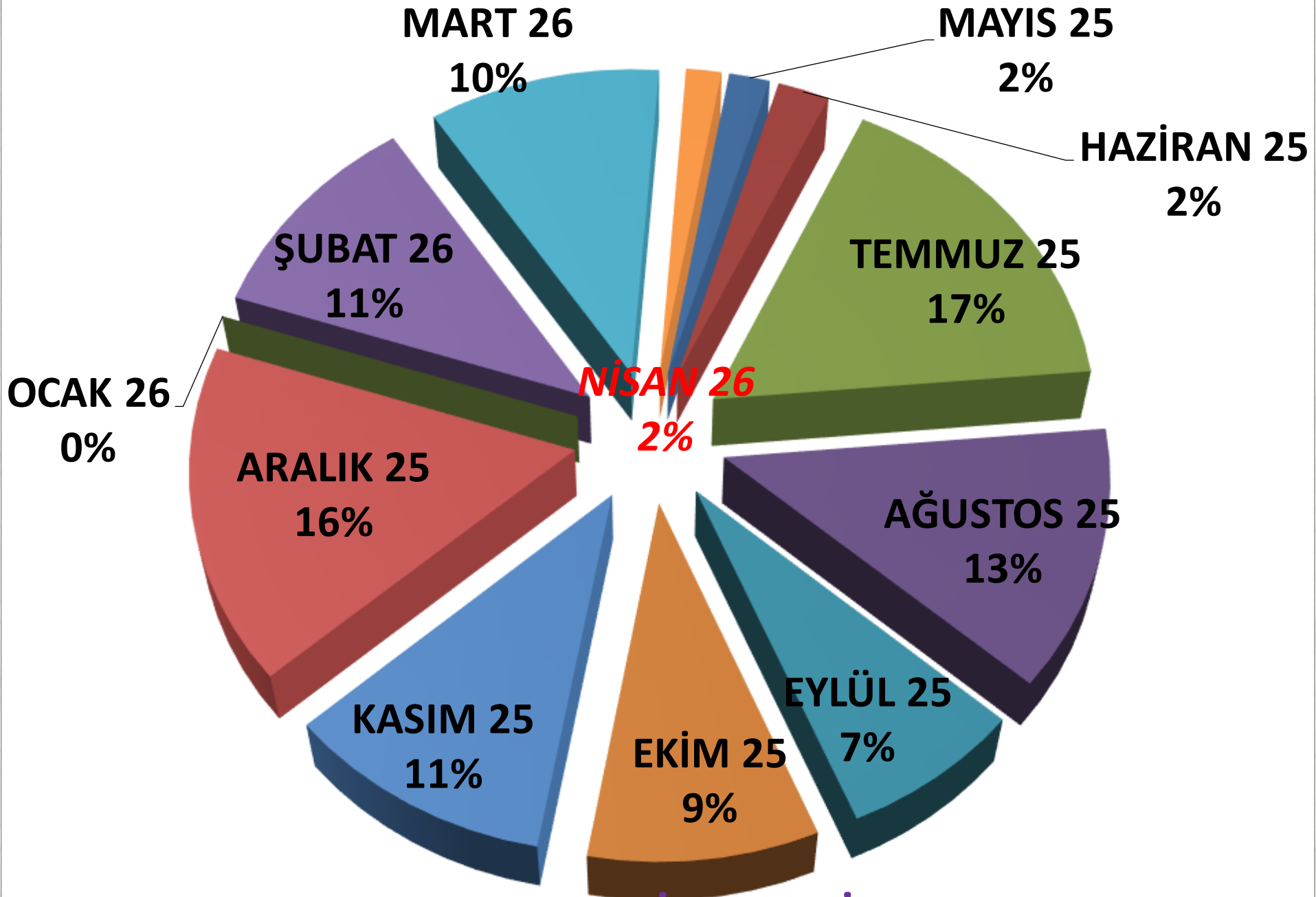
AYLIK B. HAŞHAŞ İŞLEM MİKTARI (TON)

1000

■ MTS

■ TTS



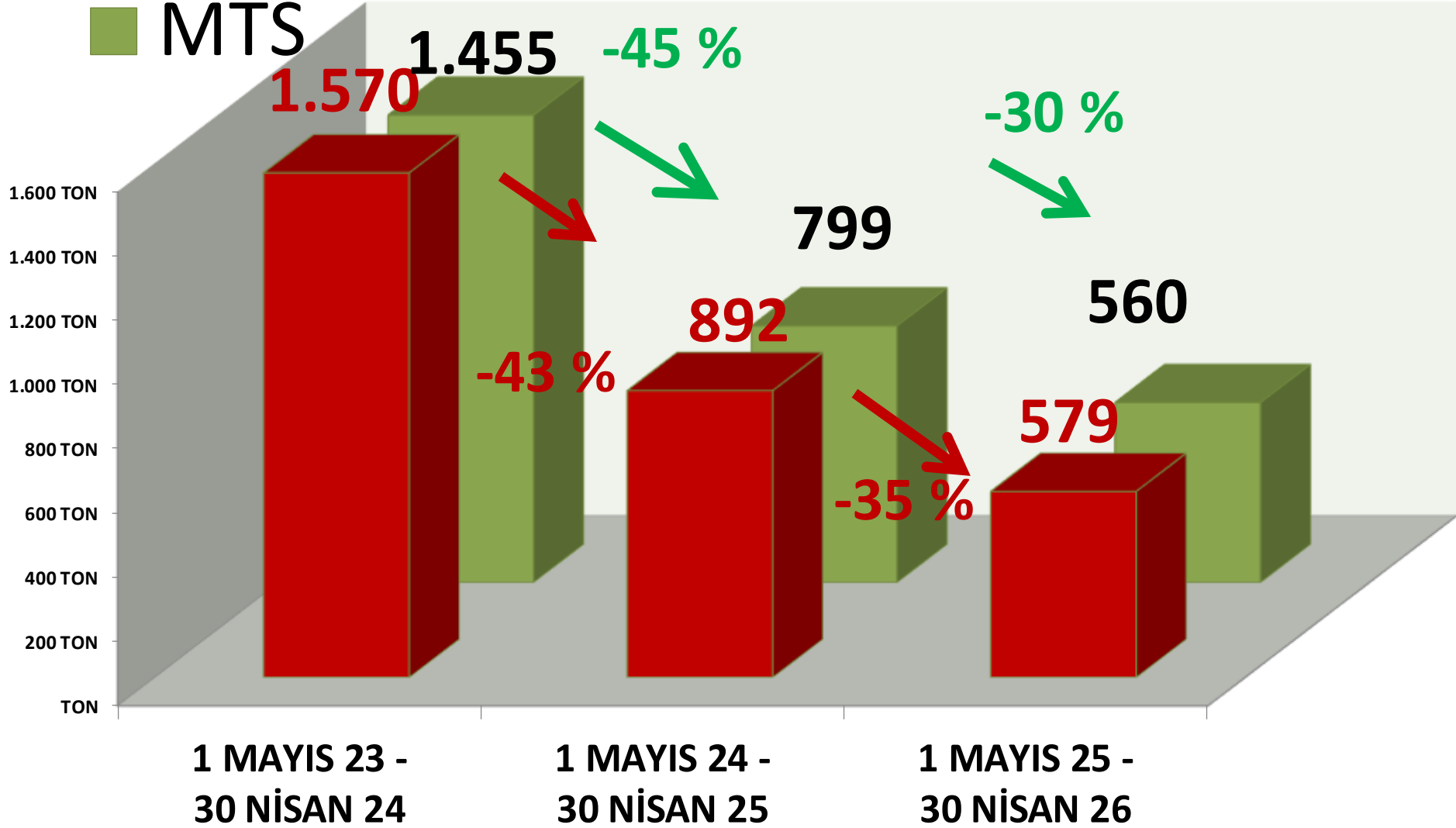


AYLIK B. HAŞHAŞ MTS İŞLEM MİKTARI ORANLARI

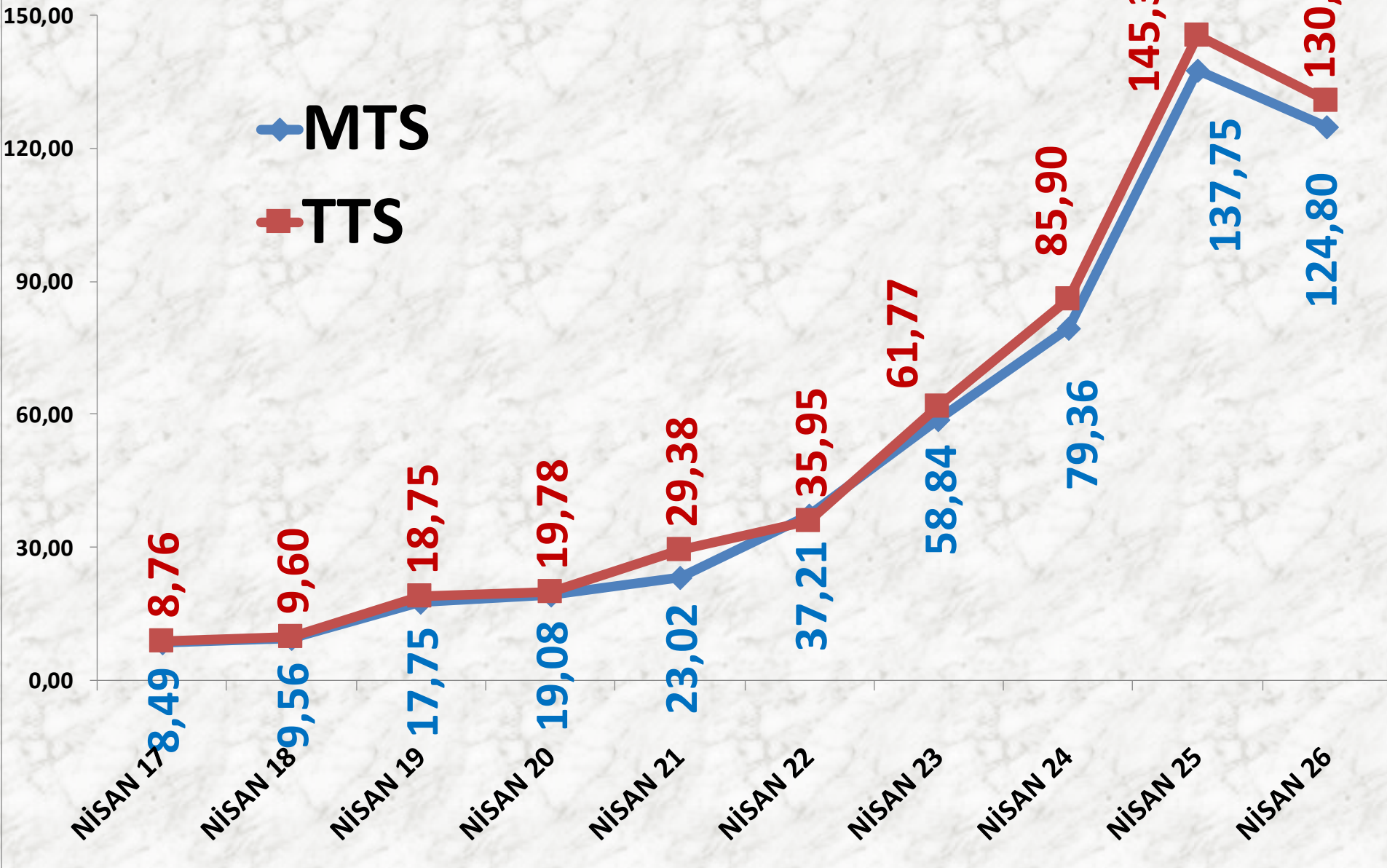
■ TTS

YILLIK B. HAŞHAŞ İŞLEM MİKTARI (TON)

■ MTS



NİSAN AYLARI B. HAŞHAŞ FİYAT TRENDİ (TL)



MAVİ HAŞHAŞ

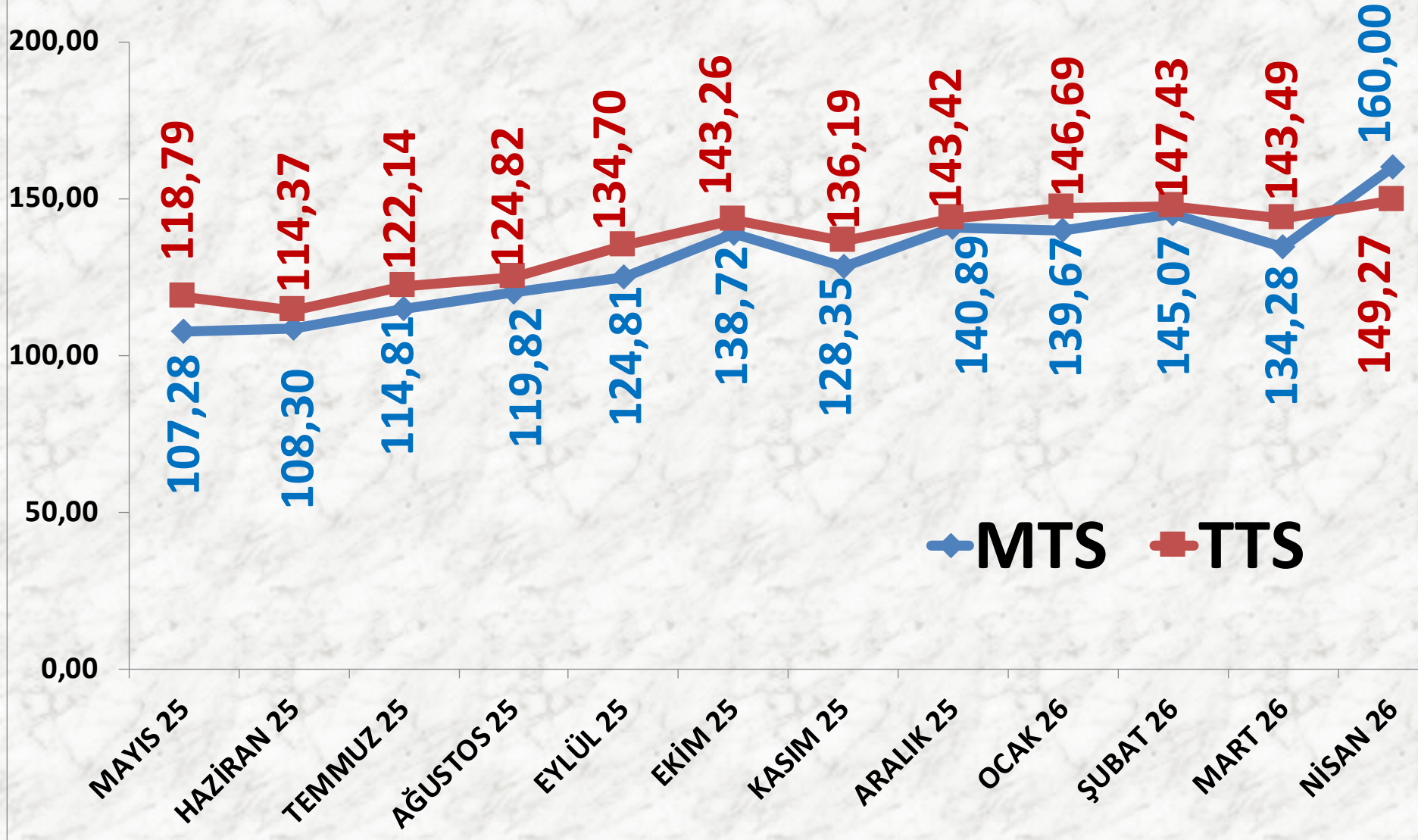
İŞLEM MİKTARI TON	2024 NİSAN	2025 NİSAN		2026 NİSAN	
MTS	88 TON	-79%	18 TON	48%	27 TON
TTS	93 TON	-46%	50 TON	3%	52 TON

EN AZ FİYAT	2024 NİSAN	2025 NİSAN		2026 NİSAN	
MTS	86,17 TL	11%	96,00 TL	67%	160,00 TL
TTS	90,00 TL	12%	101,00 TL	24%	125,00 TL

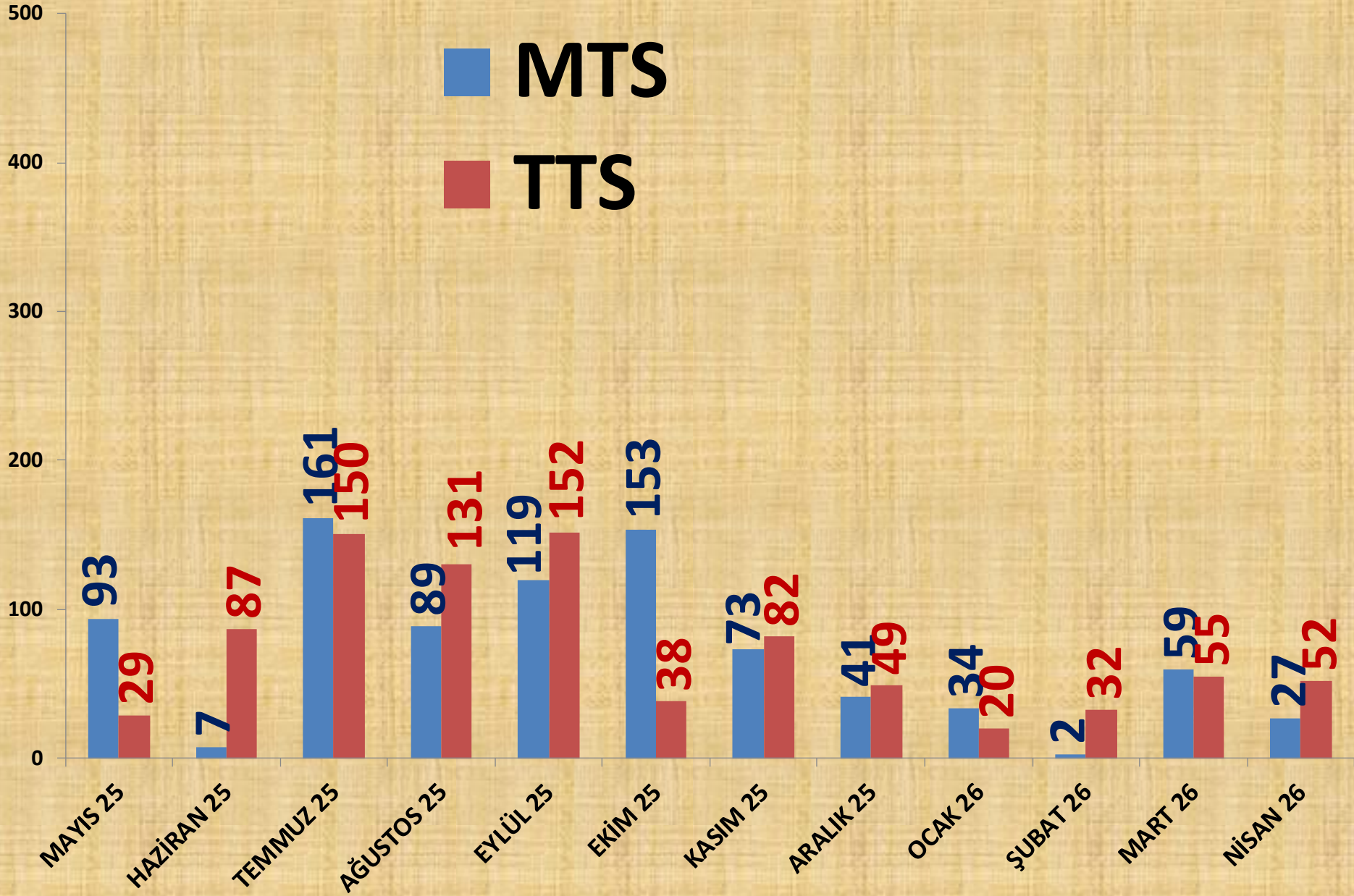
EN ÇOK FİYAT	2024 NİSAN	2025 NİSAN		2026 NİSAN	
MTS	86,17 TL	16%	100,00 TL	60%	160,00 TL
TTS	130,00 TL	12%	145,00 TL	31%	190,00 TL

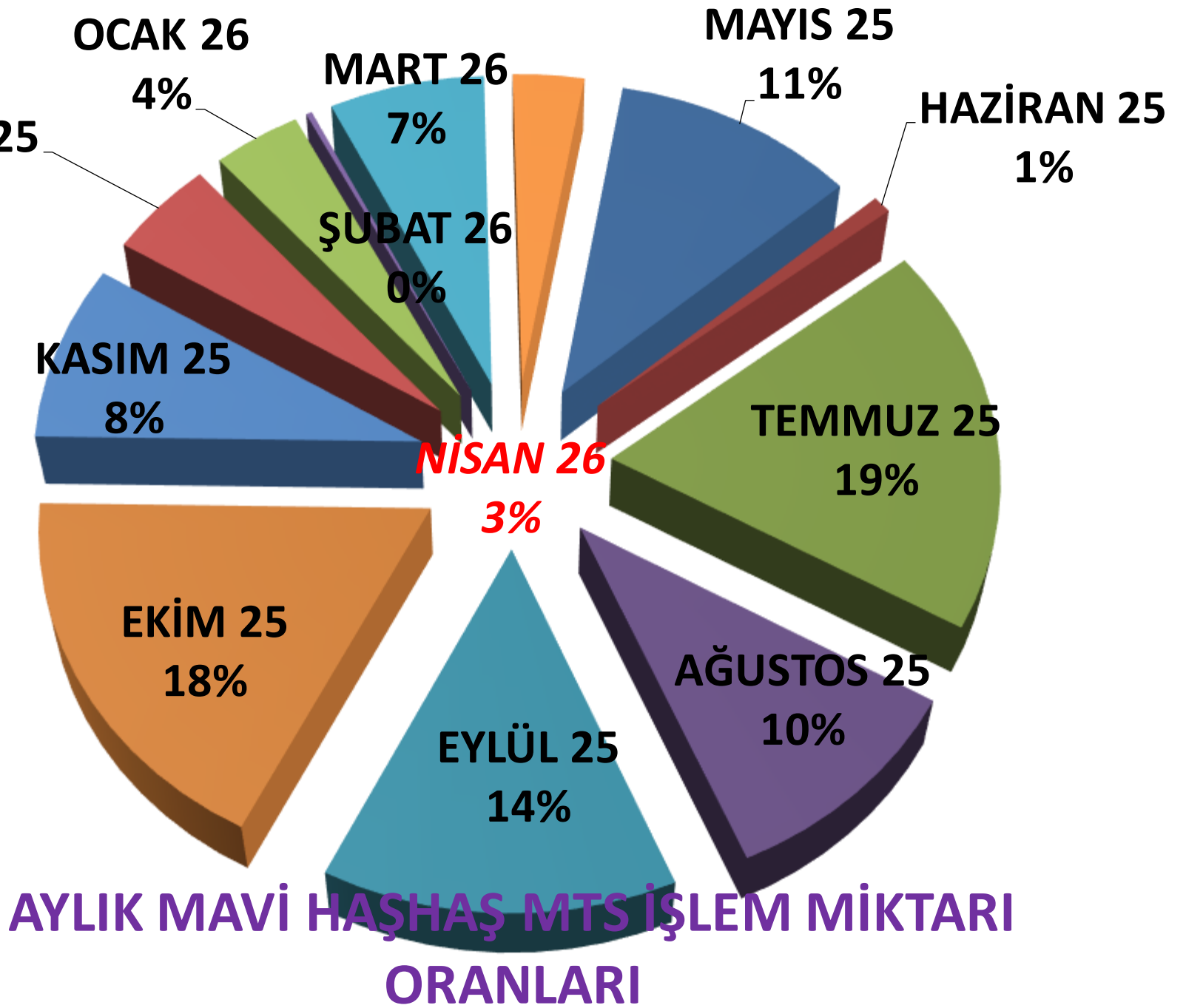
ORTALAMA FİYAT	2024 NİSAN	2025 NİSAN		2026 NİSAN	
MTS	86,17 TL	13%	97,09 TL	65%	160,00 TL
TTS	93,26 TL	18%	109,90 TL	36%	149,27 TL

AYLIK MAVİ HAŞHAŞ FİYAT TRENDİ_(TL)



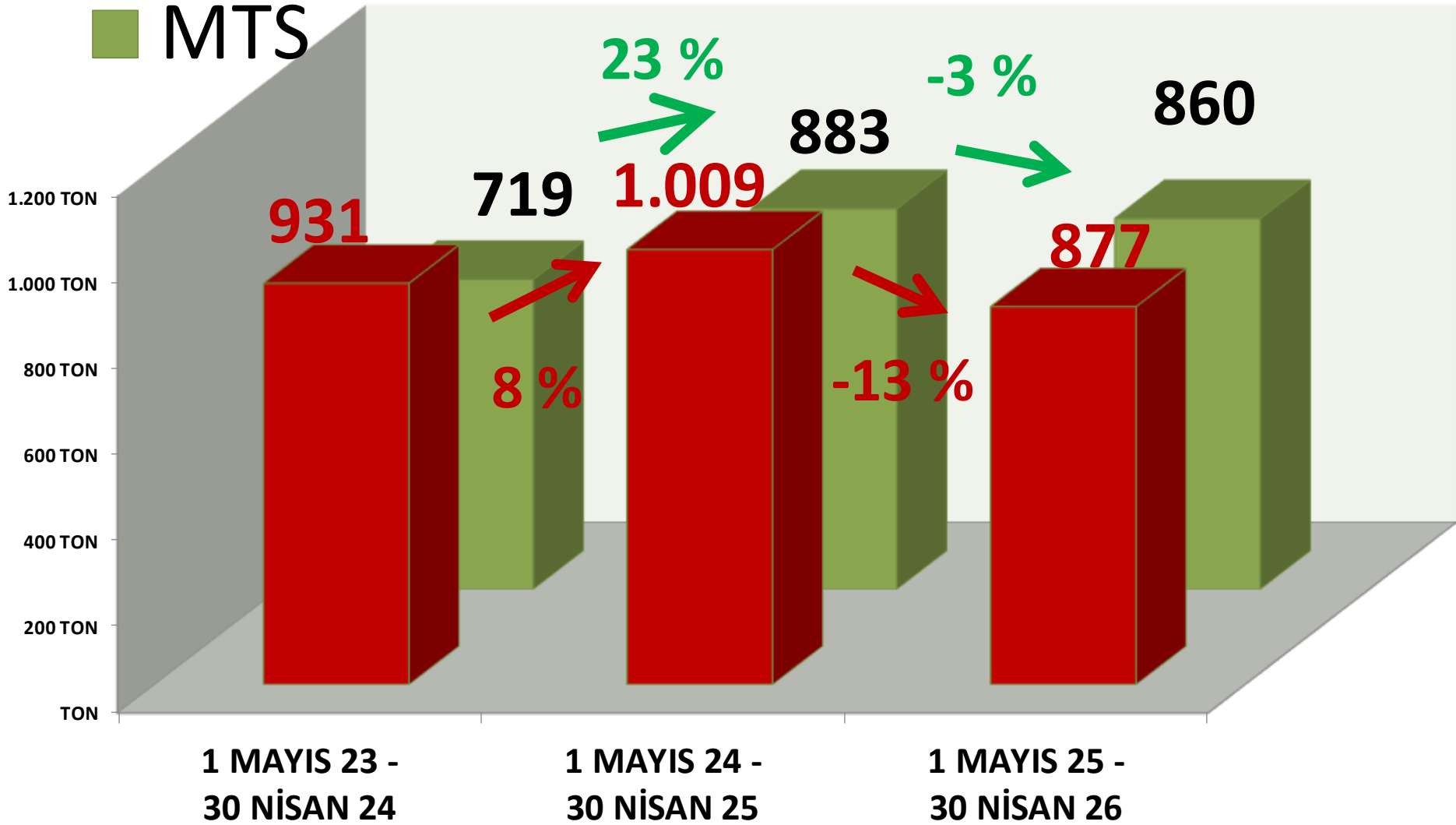
AYLIK MAVİ HAŞHAŞ İŞLEM MİKTARI (TON)



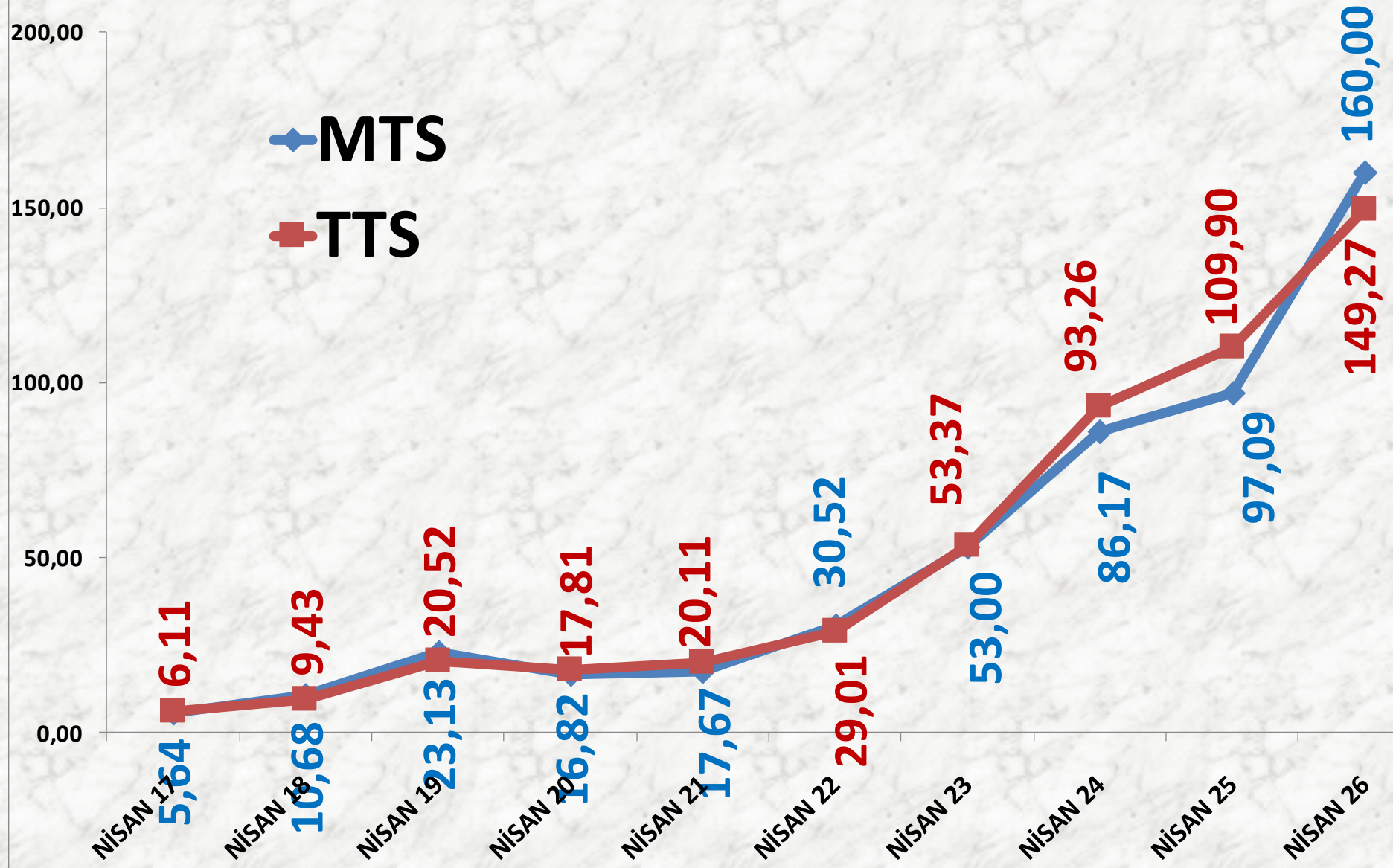


TTS YILLIK MAVİ HAŞHAŞ İŞLEM MİKTARI

■ TTS
■ MTS



NİSAN AYLARI MAVİ HAŞHAŞ FİYAT TRENDİ (TL)



KÜTLÜ PAMUK

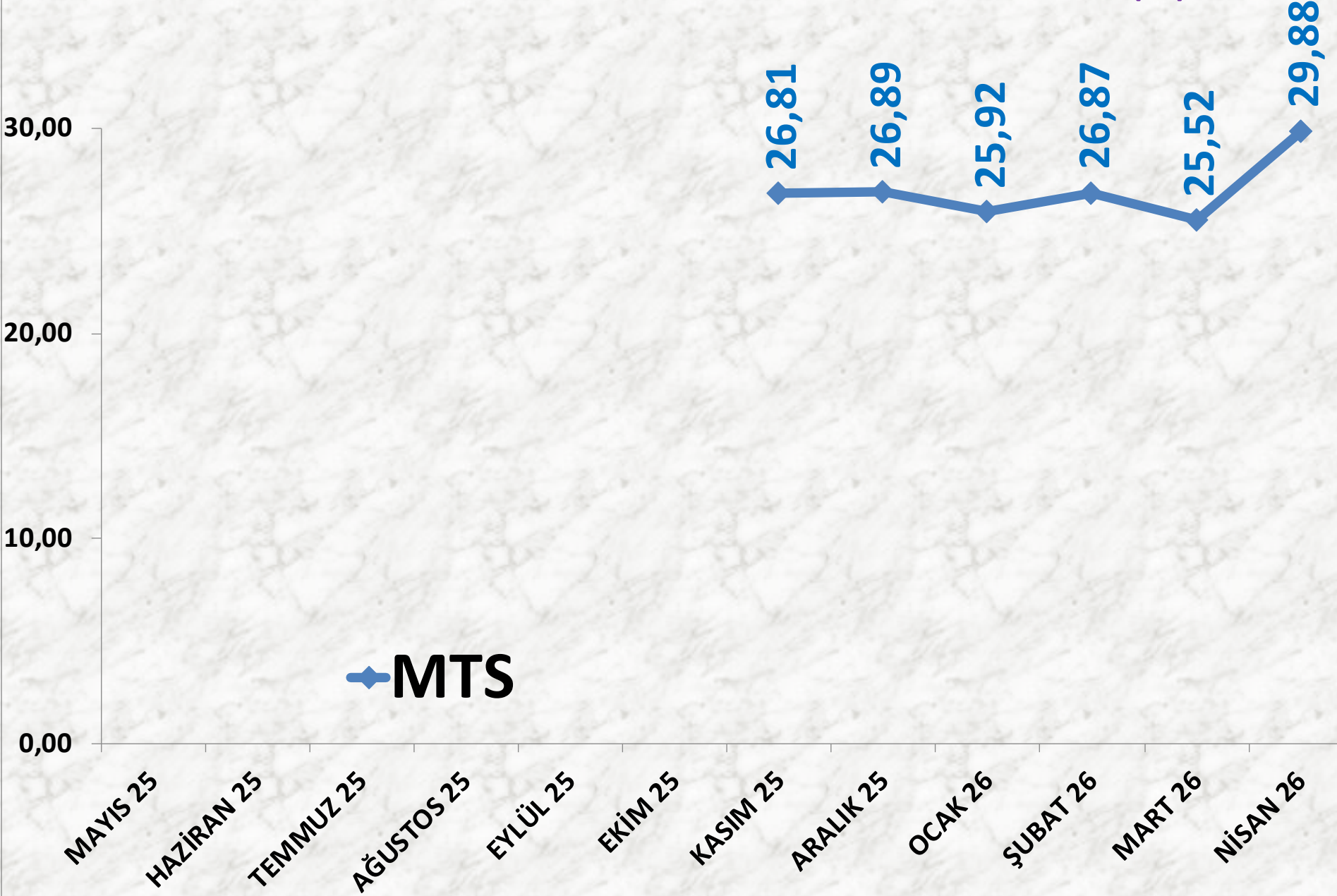
İŞLEM MİKTARI TON	2024 NİSAN	2025 NİSAN		2026 NİSAN	
MTS	216 TON	-92%	18 TON	1127%	218 TON

EN AZ FİYAT	2024 NİSAN	2025 NİSAN		2026 NİSAN	
MTS	28,52 TL	-23%	22,00 TL	32%	29,00 TL

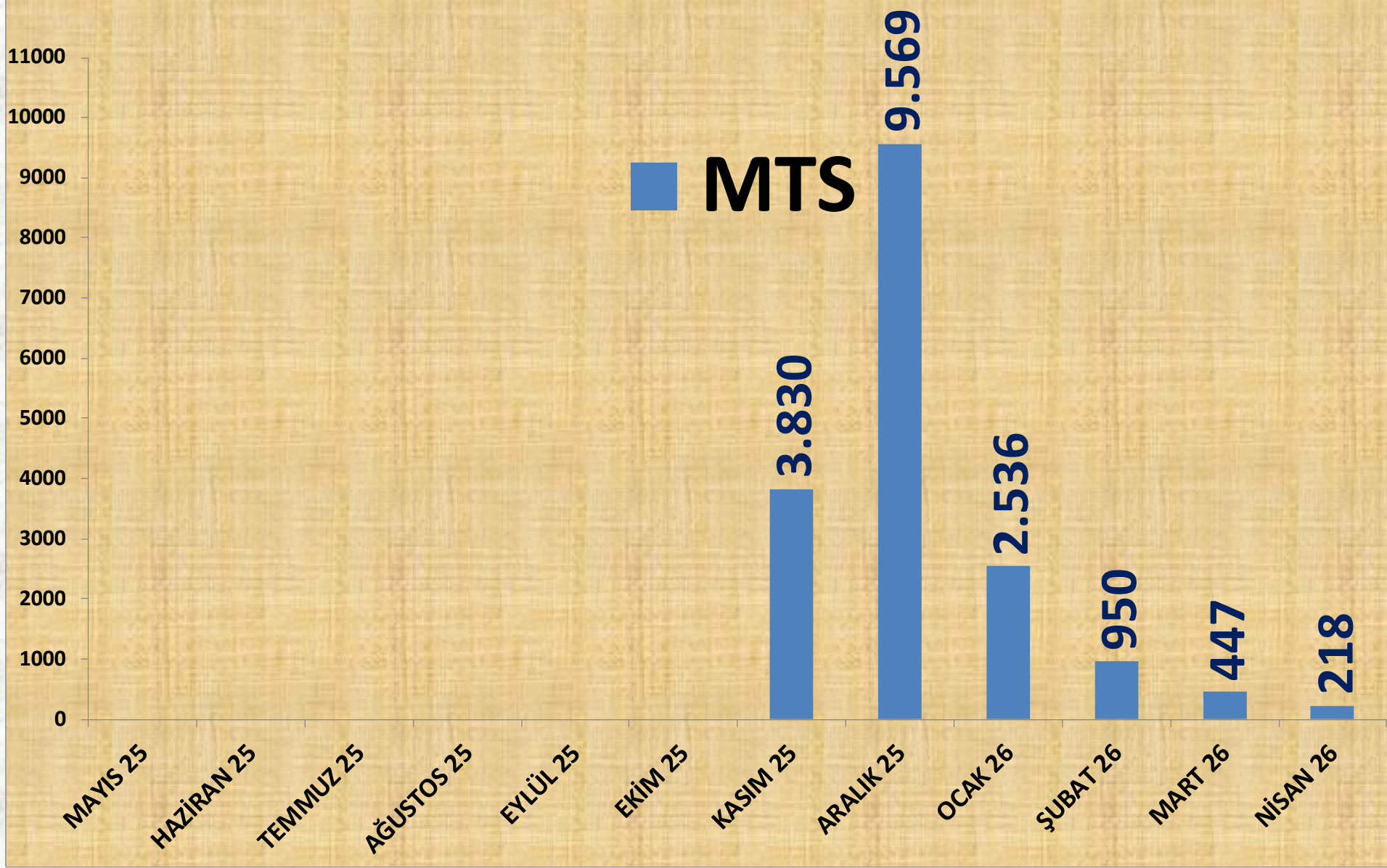
EN ÇOK FİYAT	2024 NİSAN	2025 NİSAN		2026 NİSAN	
MTS	28,52 TL	-20%	22,75 TL	32%	30,00 TL

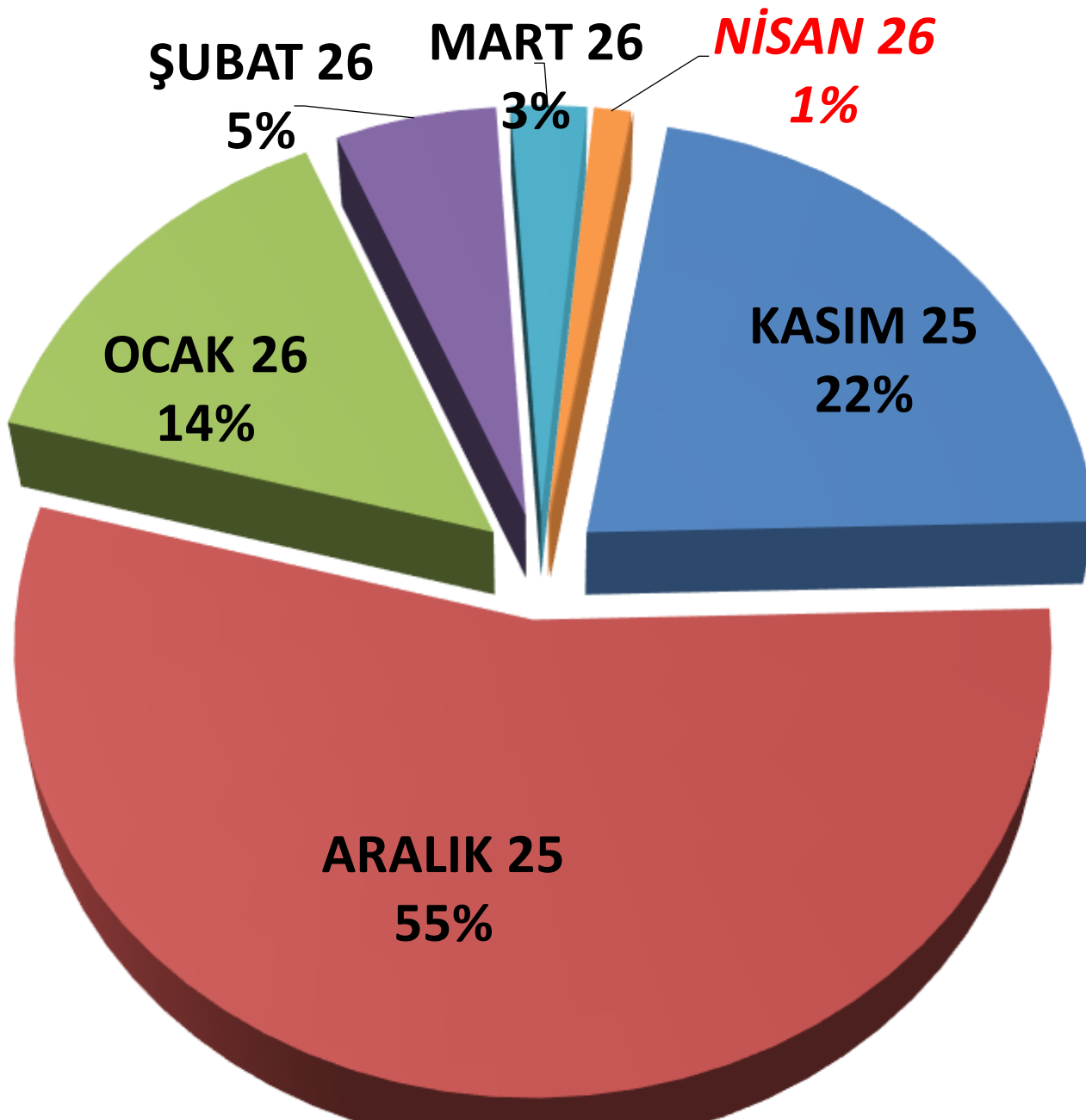
ORTALAMA FİYAT	2024 NİSAN	2025 NİSAN		2026 NİSAN	
MTS	28,52 TL	-21%	22,42 TL	33%	29,88 TL

AYLIK KÜTLÜ PAMUK FİYAT TRENDİ (TL)



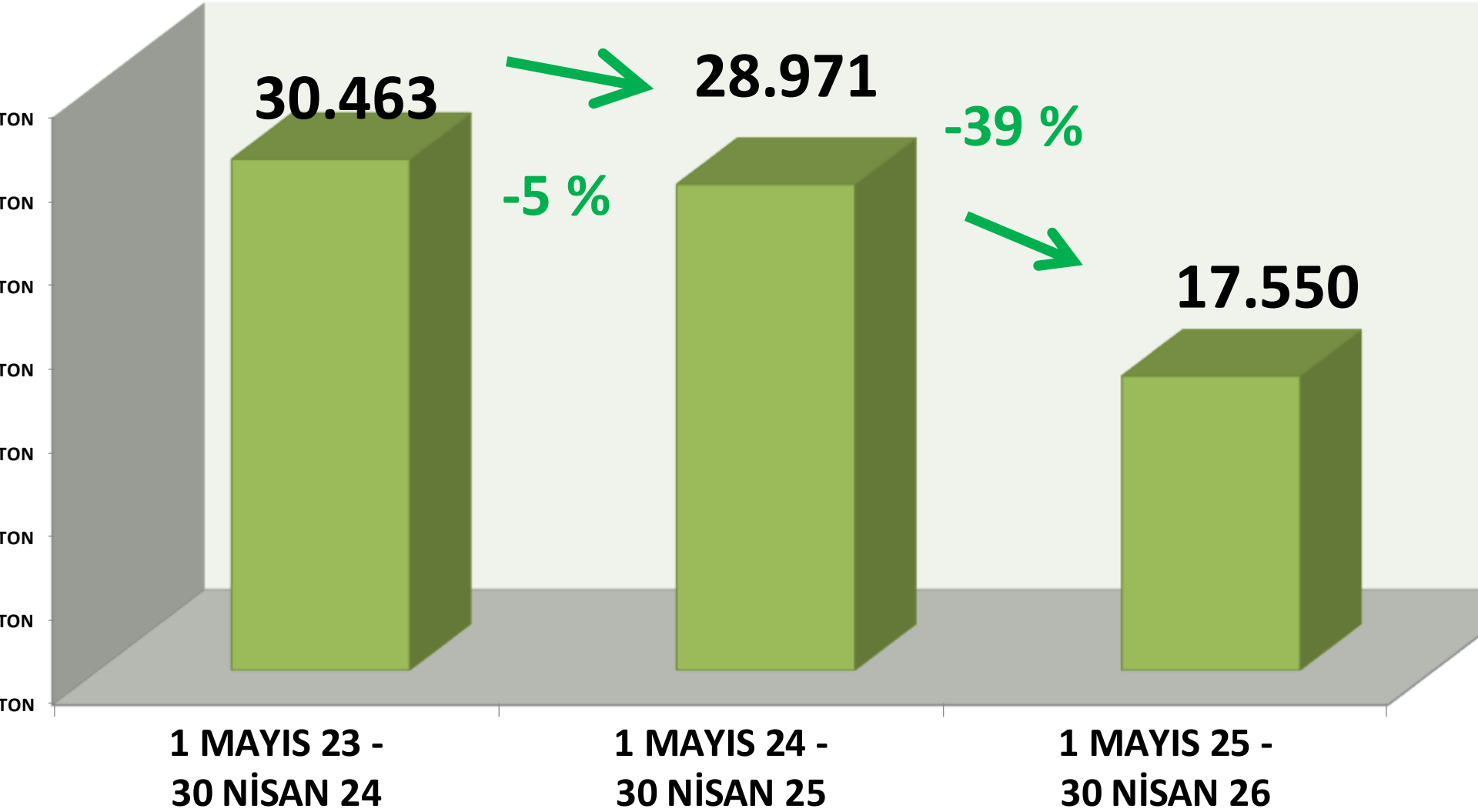
AYLIK KÜTLÜ PAMUK İŞLEM MİKTARI (TON)





AYLIK KÜTLÜ PAMUK MTS İŞLEM MİKTARI ORANLARI

YILLIK KÜTLÜ PAMUK İŞLEM MİKTARI (TON)



NİSAN AYLARI ÇİĞİTLİ PAMUK FİYAT TRENDİ (TL)

◆ MTS

30,00
20,00
10,00
0,00

3,75

5,71

18,49

16,52

28,52

22,42

29,88

NİSAN 17

NİSAN 18

NİSAN 19

NİSAN 20

NİSAN 21

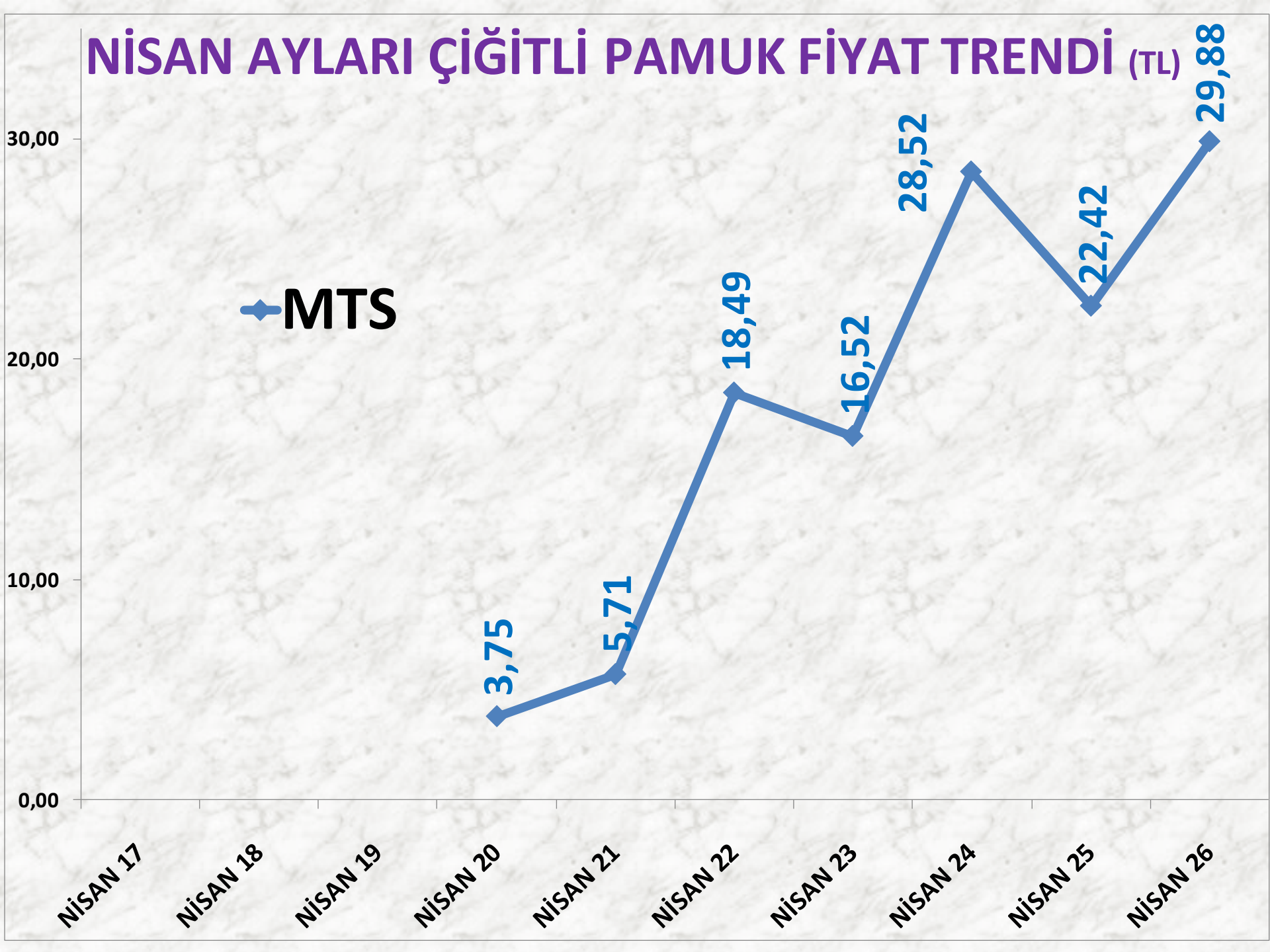
NİSAN 22

NİSAN 23

NİSAN 24

NİSAN 25

NİSAN 26



MAHLIÇ PAMUK

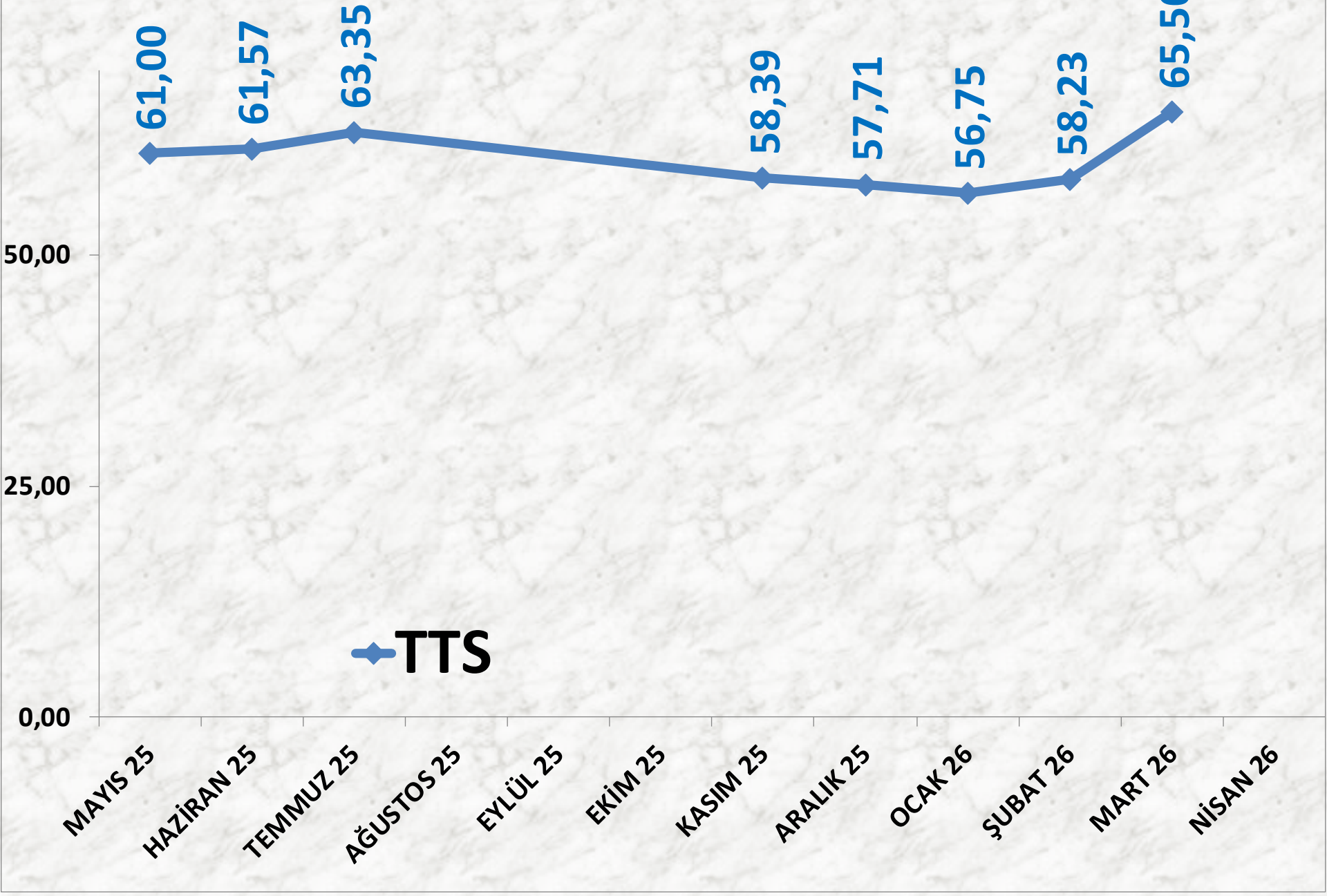
İŞLEM MİKTARI TON	2024 NİSAN	2025 NİSAN		2026 NİSAN	
MTS	119 TON	-3%	115 TON	-	0

EN AZ FİYAT	2024 NİSAN	2025 NİSAN		2026 NİSAN	
MTS	63,00 TL	-11%	56,00 TL	-	-

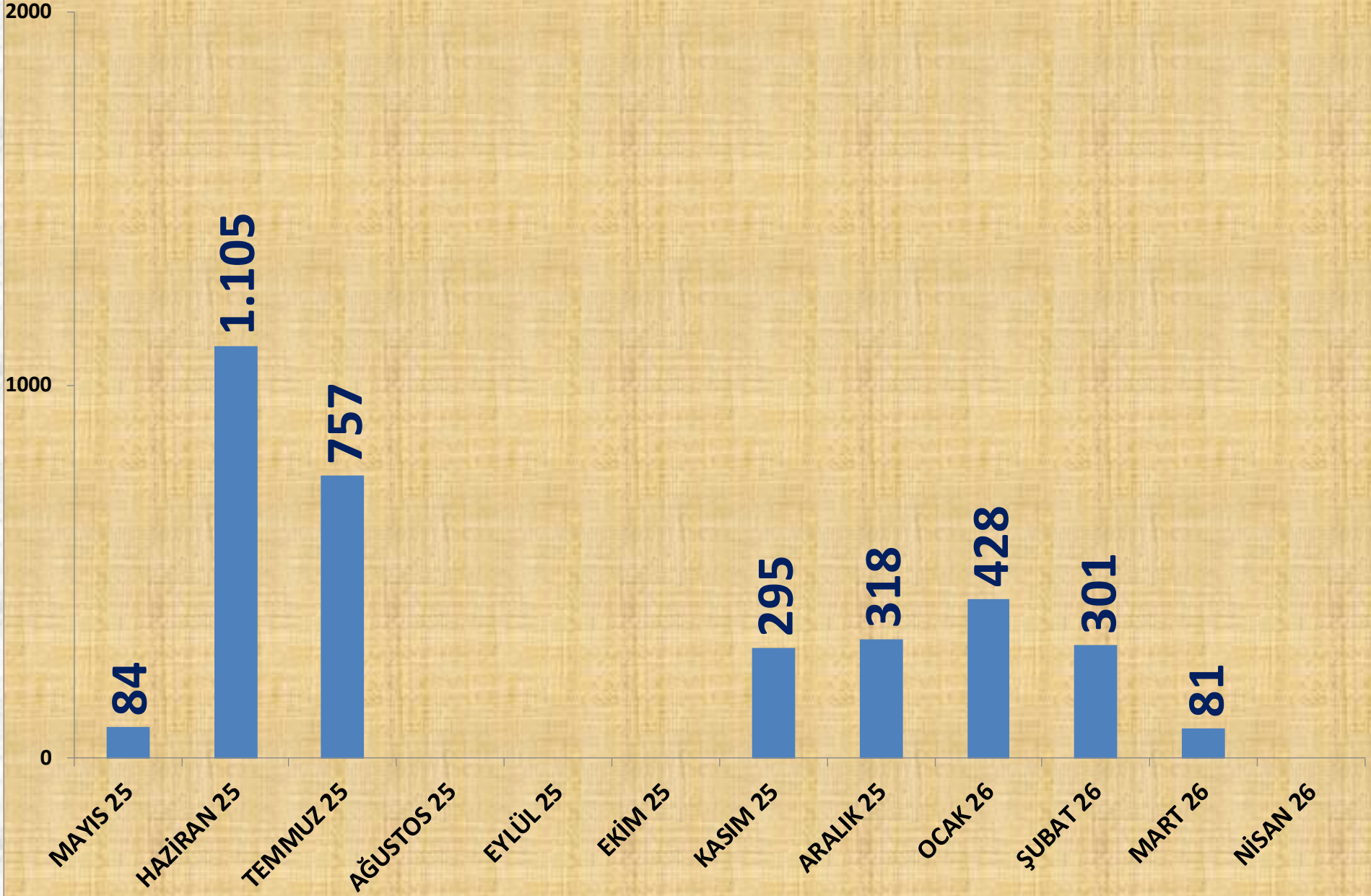
EN ÇOK FİYAT	2024 NİSAN	2025 NİSAN		2026 NİSAN	
MTS	63,00 TL	-9%	57,05 TL	-	-

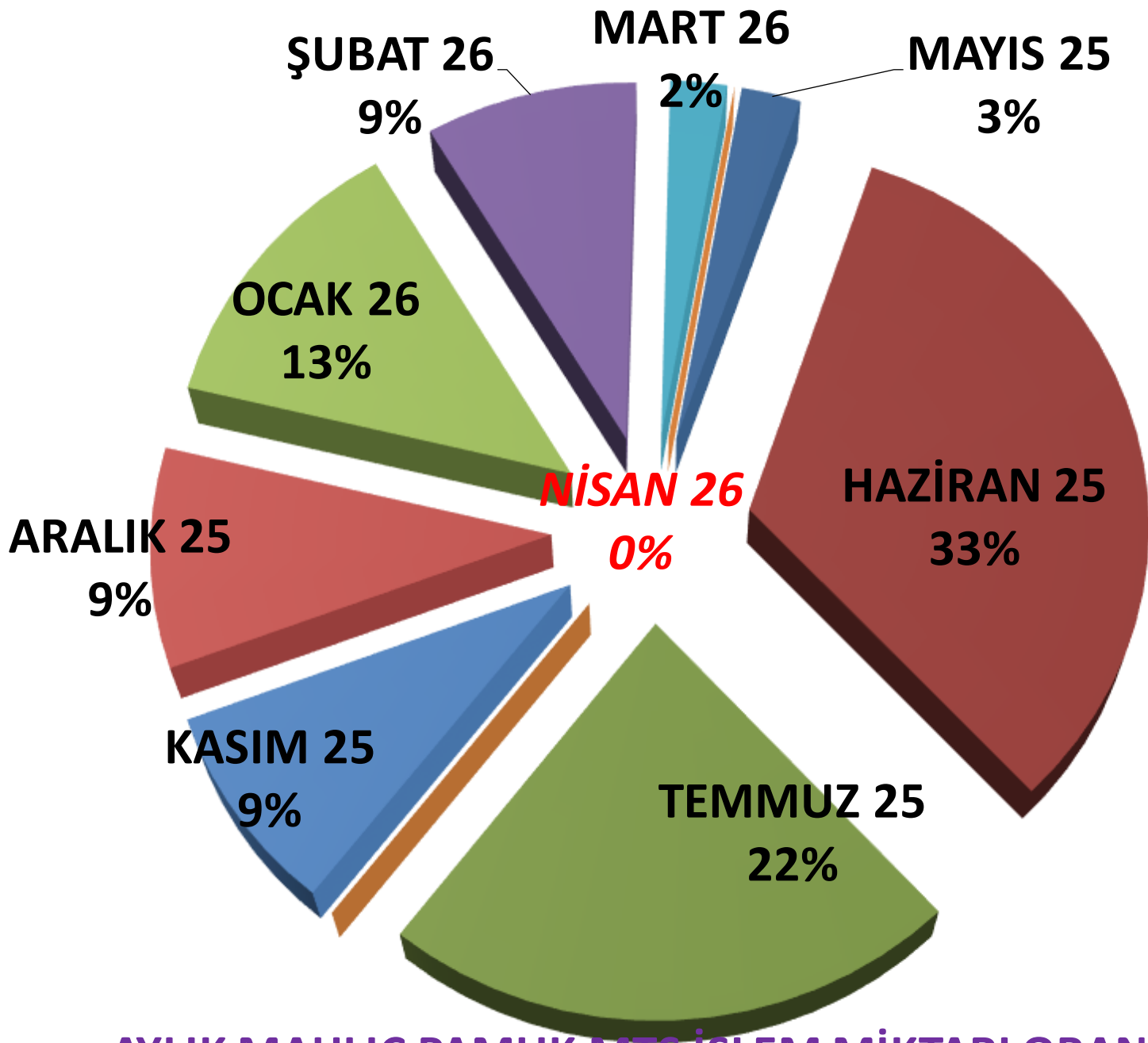
ORTALAMA FİYAT	2024 NİSAN	2025 NİSAN		2026 NİSAN	
MTS	63,00 TL	-9%	57,07 TL	-	-

AYLIK MAHLIÇ PAMUK FİYAT TRENDİ (₺)



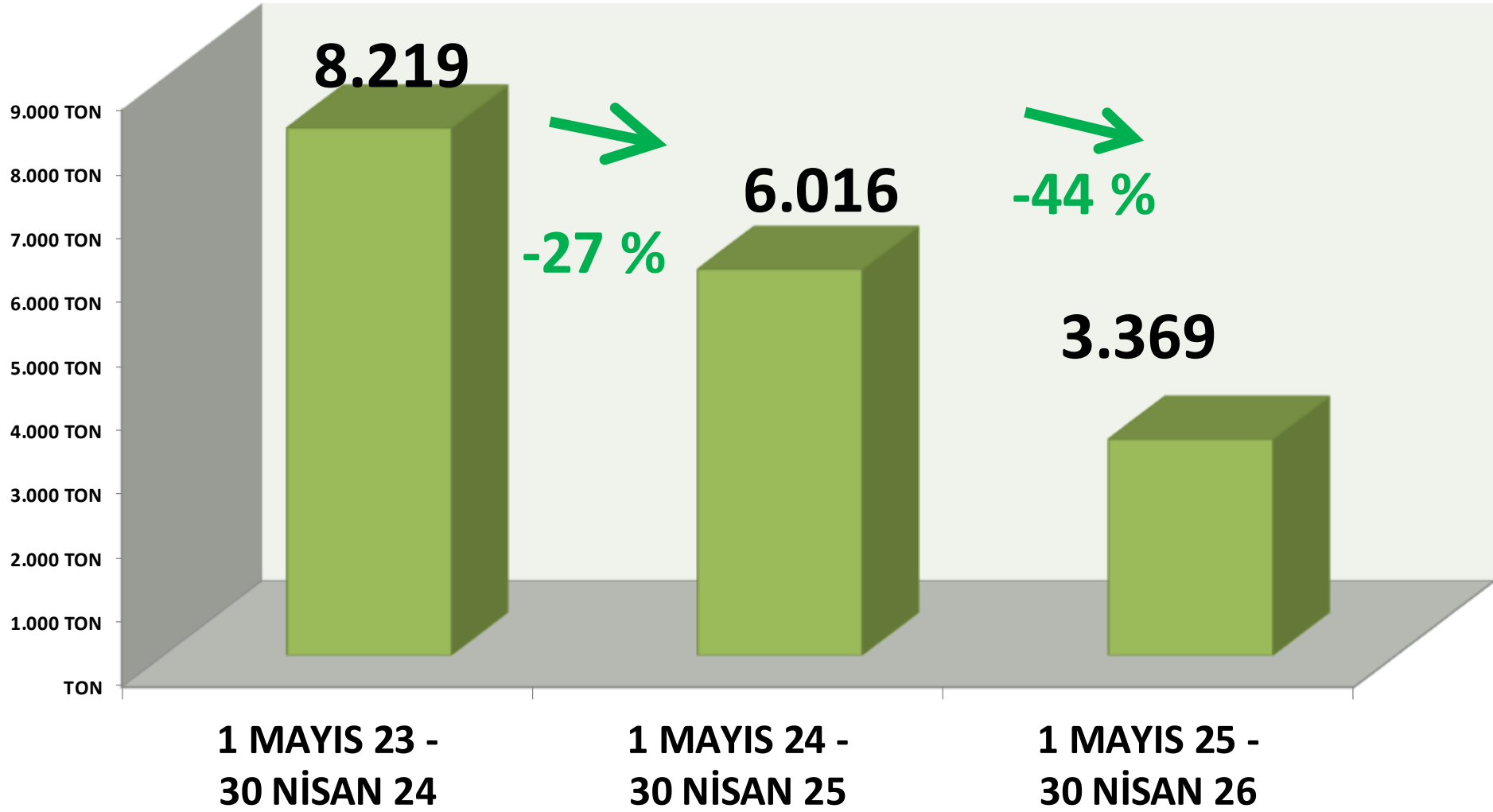
AYLIK MAHLIÇ PAMUK İŞLEM MİKTARI (TON)



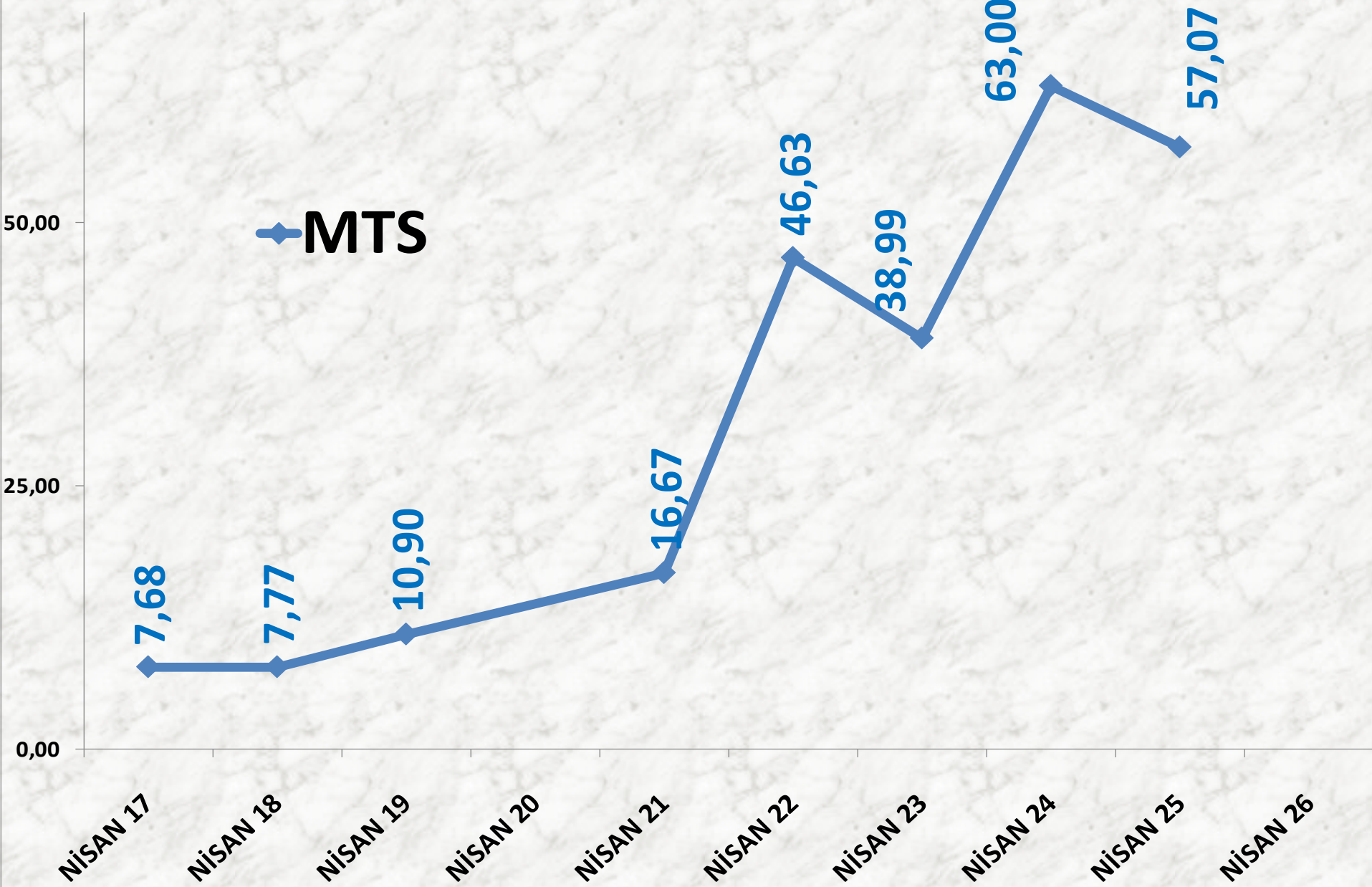


AYLIK MAHLIÇ PAMUK MTS İŞLEM MİKTARI ORANLARI

YILLIK MAHLIÇ PAMUK İŞLEM MİKTARI



NİSAN AYLARI MAHLİÇ PAMUK FİYAT TRENDİ (TL)



KEKİK

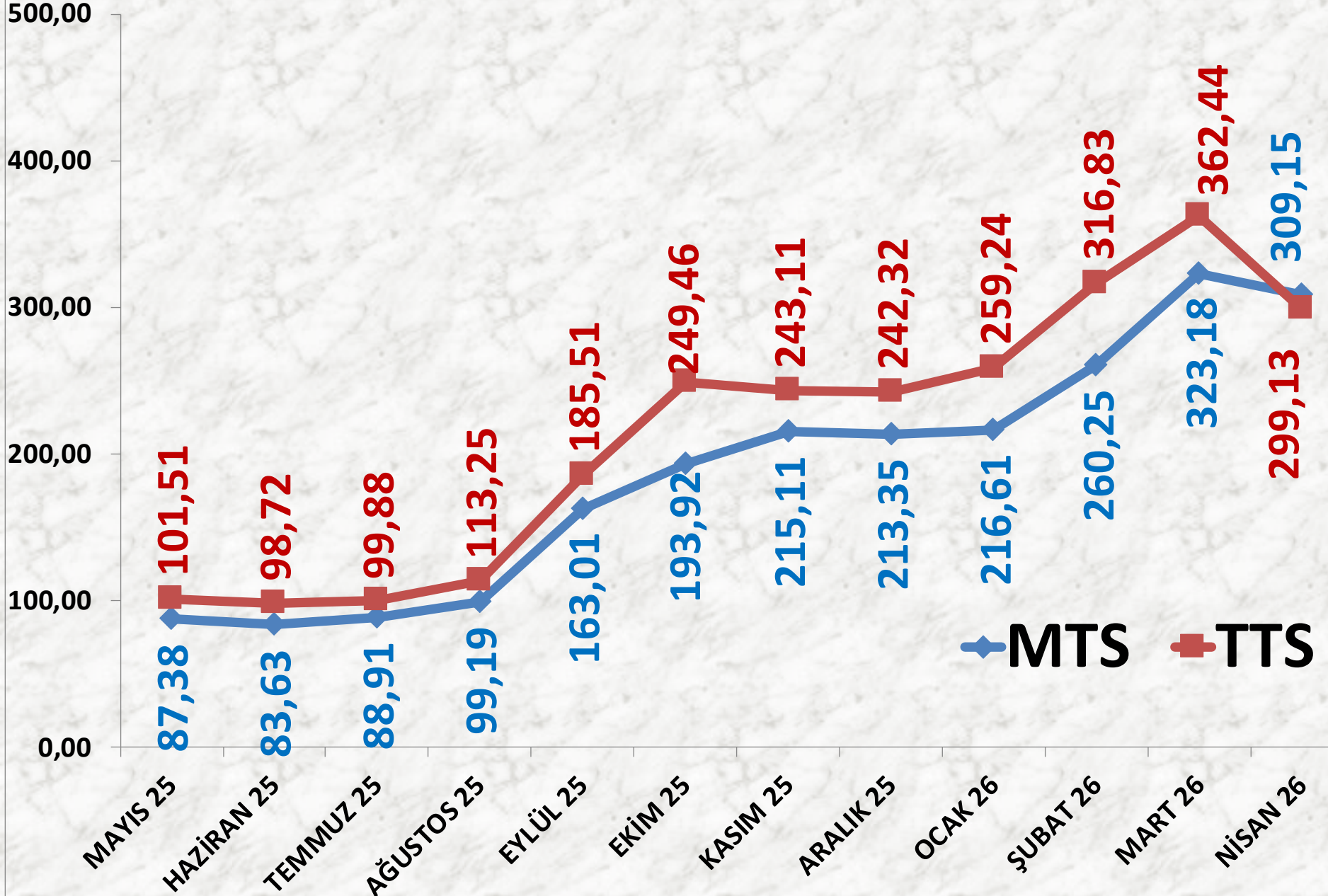
İŞLEM MİKTARI TON	2024 NİSAN	2025 NİSAN		2026 NİSAN	
MTS	1.286 TON	-58%	544 TON	-41%	324 TON
TTS	1.170 TON	-58%	496 TON	-8%	454 TON

EN AZ FİYAT	2024 NİSAN	2025 NİSAN		2026 NİSAN	
MTS	13,99 TL	174%	38,27 TL	292%	150,00 TL
TTS	11,50 TL	230%	38,00 TL	295%	150,00 TL

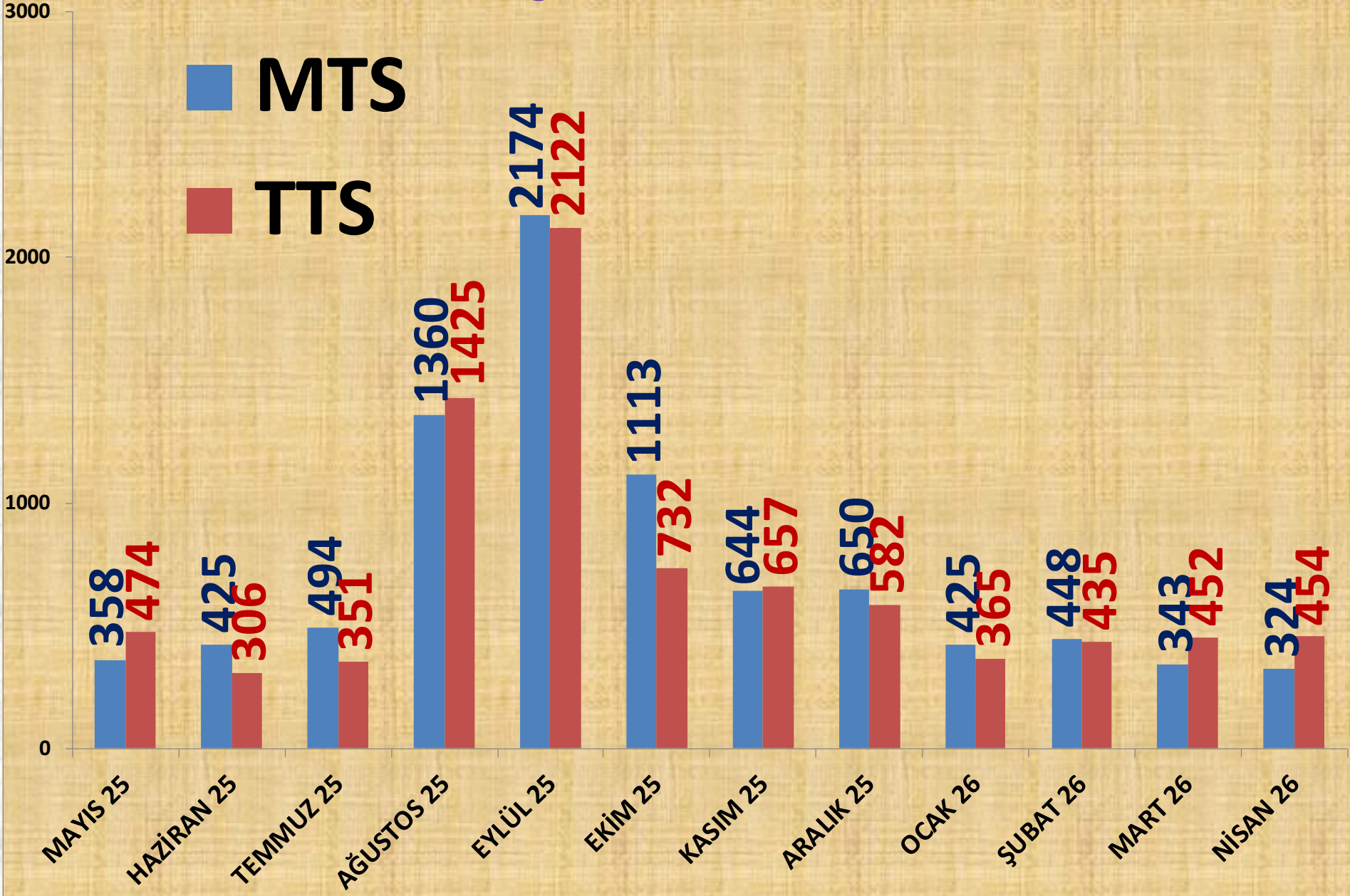
EN ÇOK FİYAT	2024 NİSAN	2025 NİSAN		2026 NİSAN	
MTS	37,00 TL	184%	105,00 TL	281%	400,00 TL
TTS	92,00 TL	139%	220,00 TL	241%	750,00 TL

ORTALAMA FİYAT	2024 NİSAN	2025 NİSAN		2026 NİSAN	
MTS	19,55 TL	280%	74,28 TL	316%	309,15 TL
TTS	27,27 TL	317%	113,82 TL	163%	299,13 TL

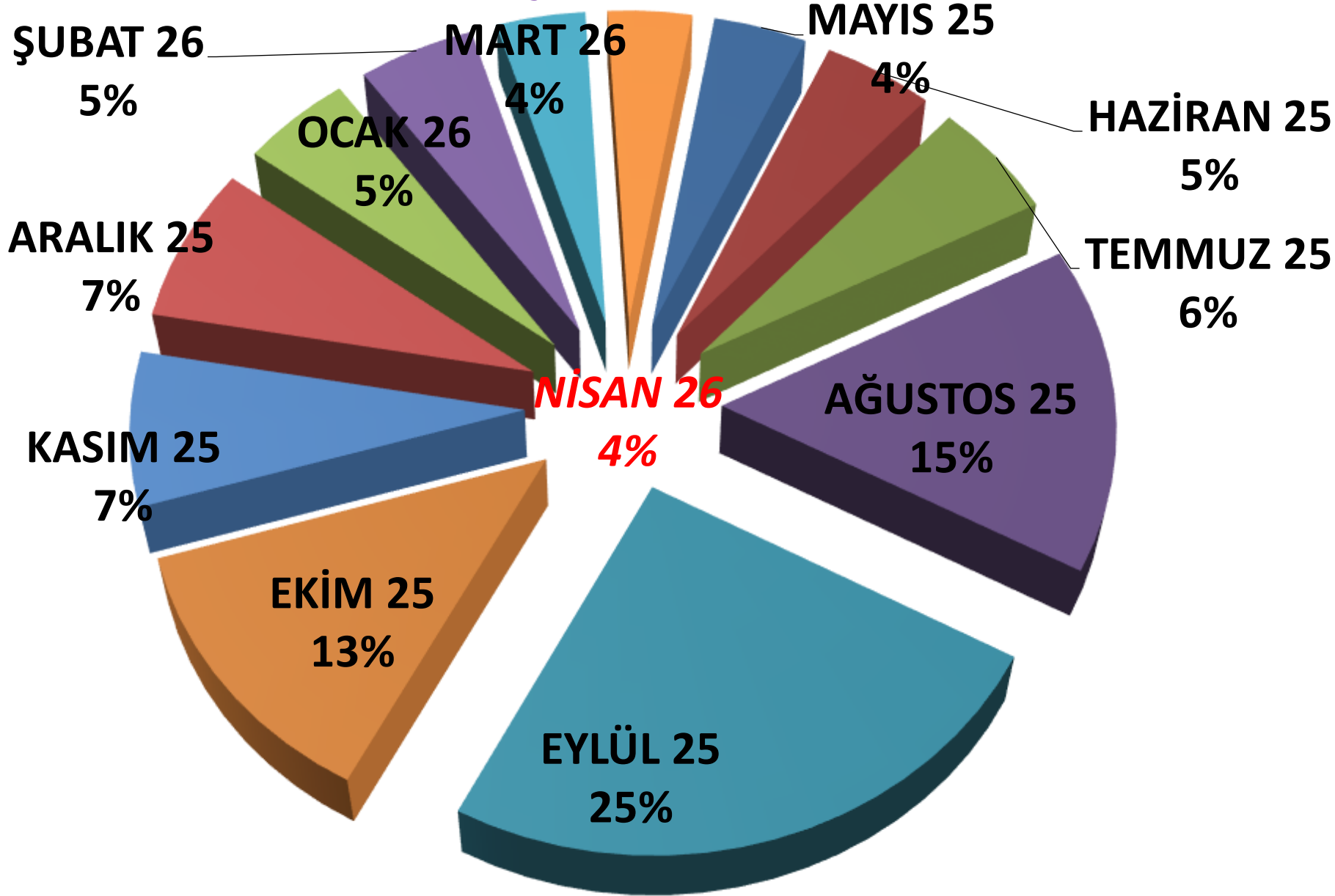
AYLIK KEKİK FİYAT TRENDİ_(TL)



AYLIK KEKİK İŞLEM MİKTARI (TON)



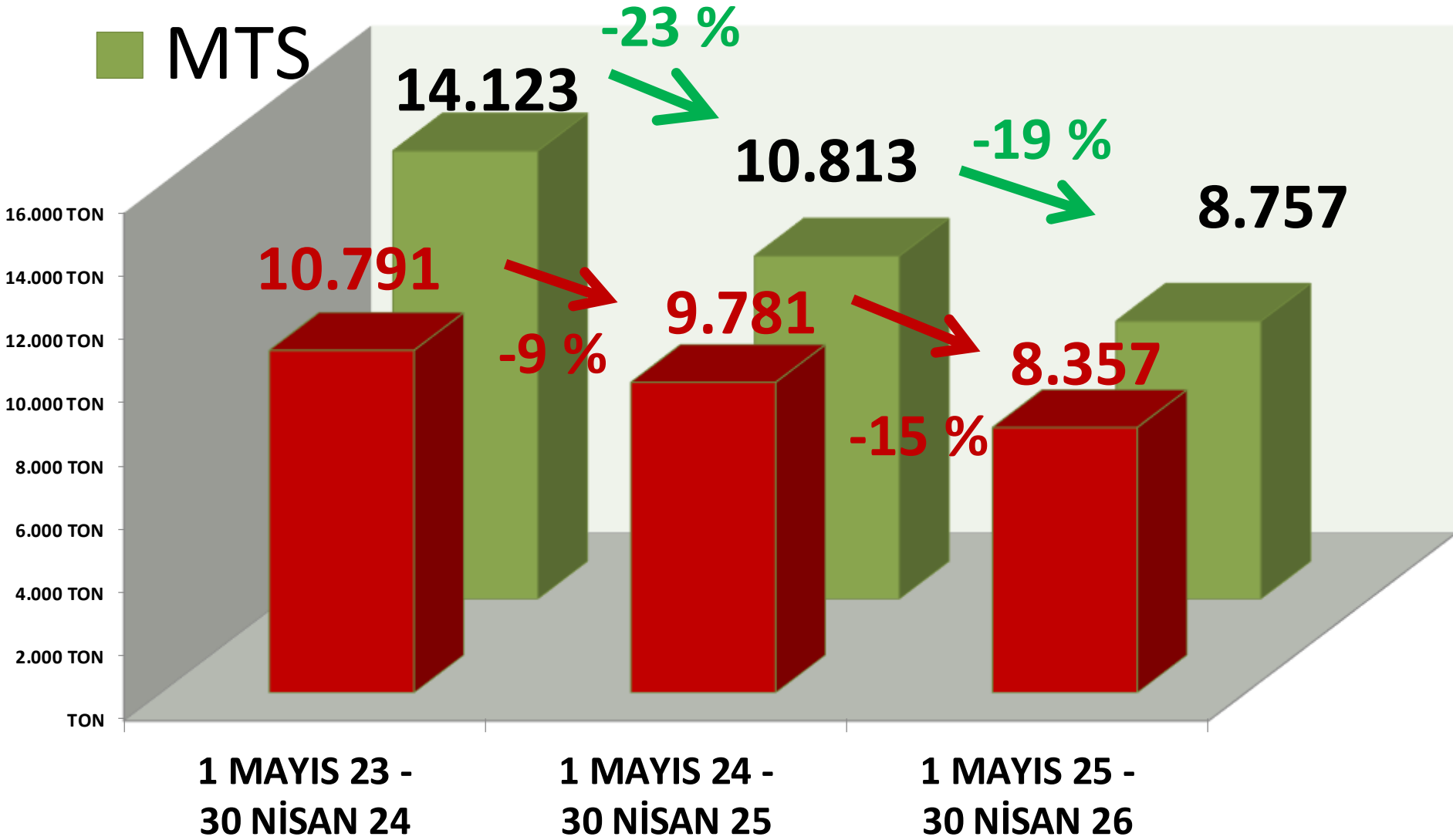
AYLIK KEKİK MTS İŞLEM MİKTARI ORANLARI



■ TTS

YILLIK KEKİK İŞLEM MİKTARI (TON)

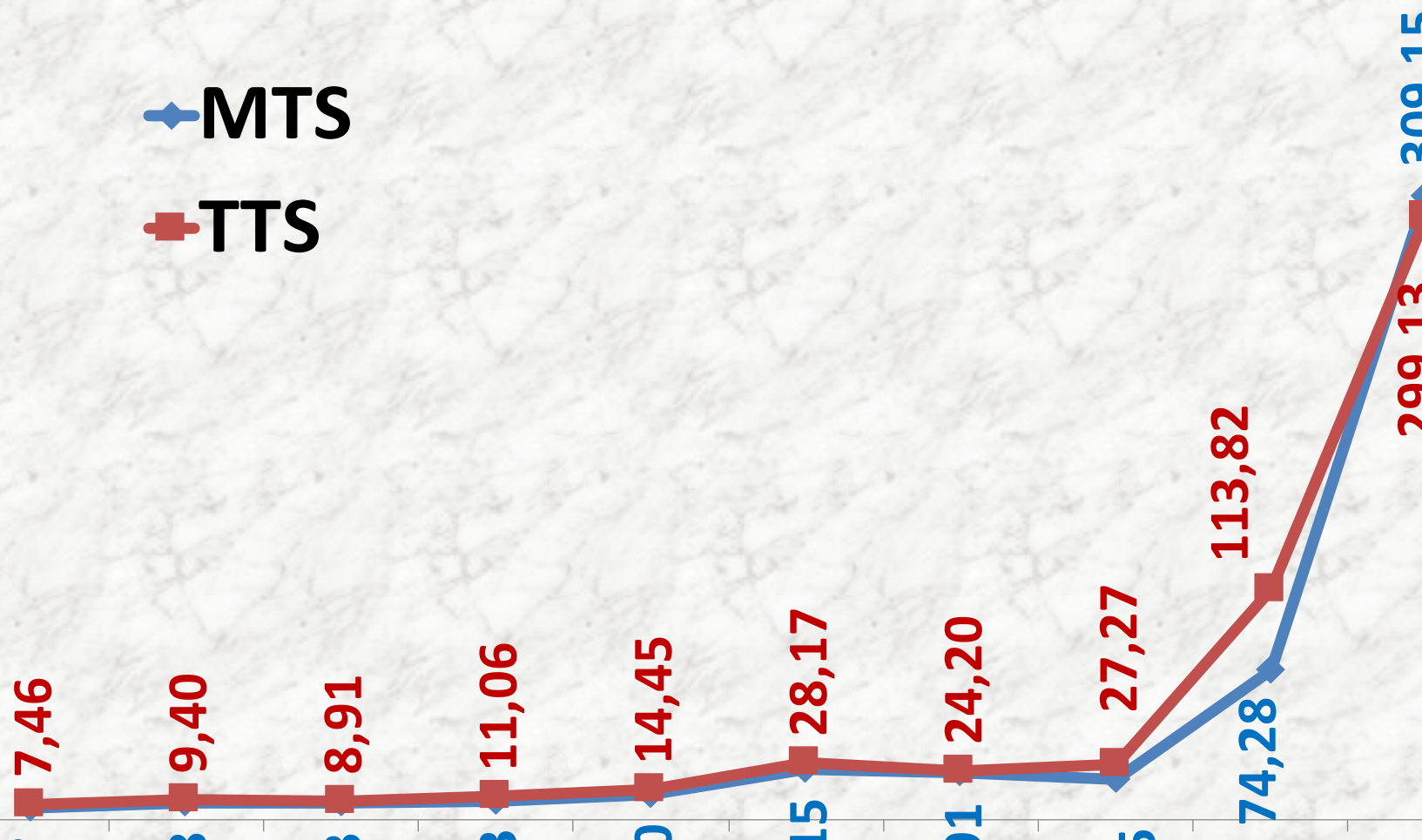
■ MTS



NİSAN AYLARI KEKİK FİYAT TRENDİ (TL)

◆ MTS
■ TTS

NİSAN 17
NİSAN 18
NİSAN 19
NİSAN 20
NİSAN 21
NİSAN 22
NİSAN 23
NİSAN 24
NİSAN 25
NİSAN 26



ANASON

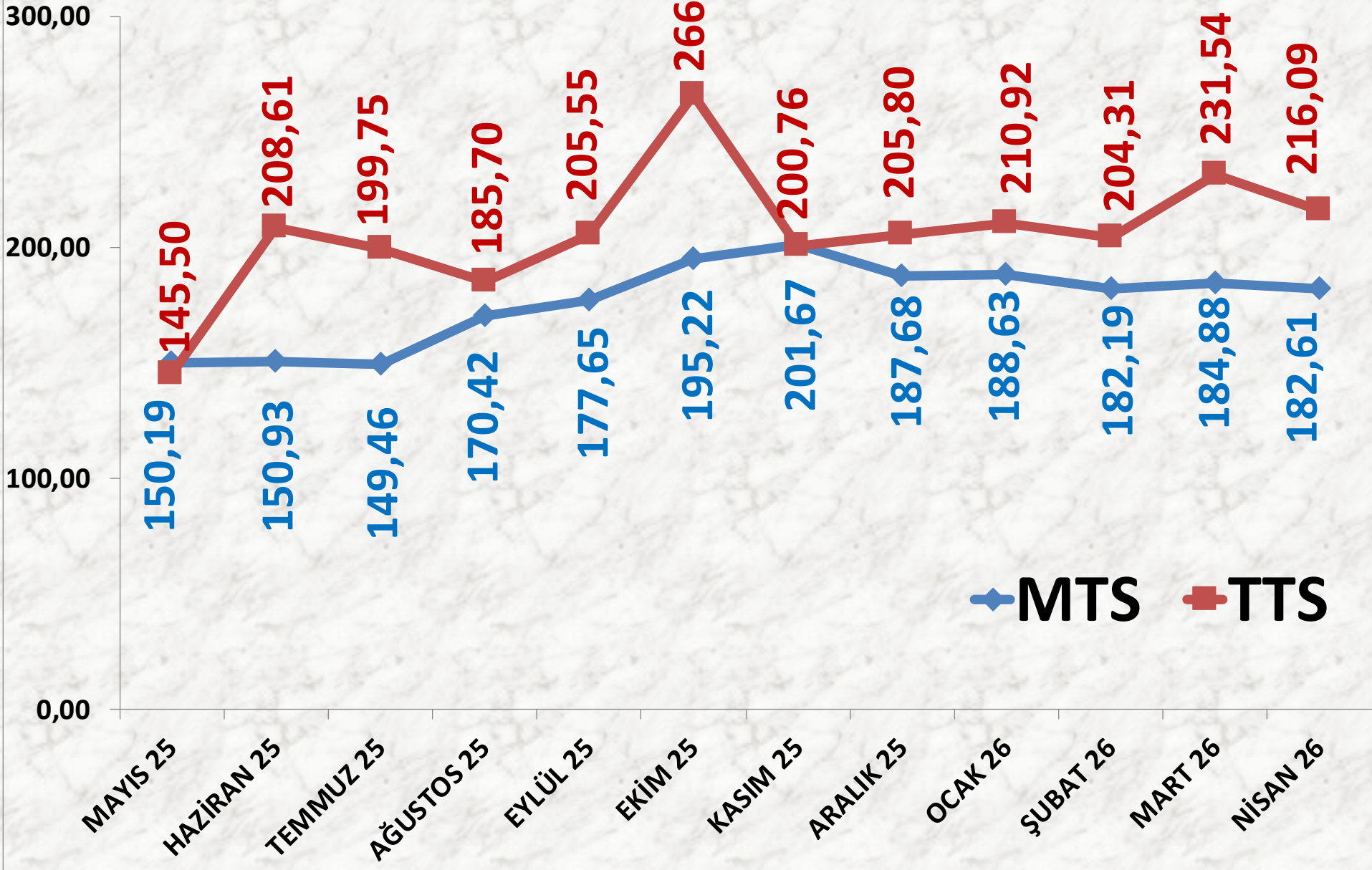
İŞLEM MİKTARI TON	2024 NİSAN	2025 NİSAN		2026 NİSAN	
MTS	15 TON	392%	74 TON	86%	138 TON
TTS	157 TON	-98%	3 TON	2200%	58 TON

EN AZ FİYAT	2024 NİSAN	2025 NİSAN		2026 NİSAN	
MTS	119,67 TL	23%	146,94 TL	16%	170,07 TL
TTS	120,00 TL	42%	170,00 TL	0%	170,00 TL

EN ÇOK FİYAT	2024 NİSAN	2025 NİSAN		2026 NİSAN	
MTS	135,01 TL	15%	155,00 TL	61%	250,00 TL
TTS	148,96 TL	34%	200,00 TL	50%	300,00 TL

ORTALAMA FİYAT	2024 NİSAN	2025 NİSAN		2026 NİSAN	
MTS	127,92 TL	17%	149,31 TL	22%	182,61 TL
TTS	120,48 TL	45%	175,27 TL	23%	216,09 TL

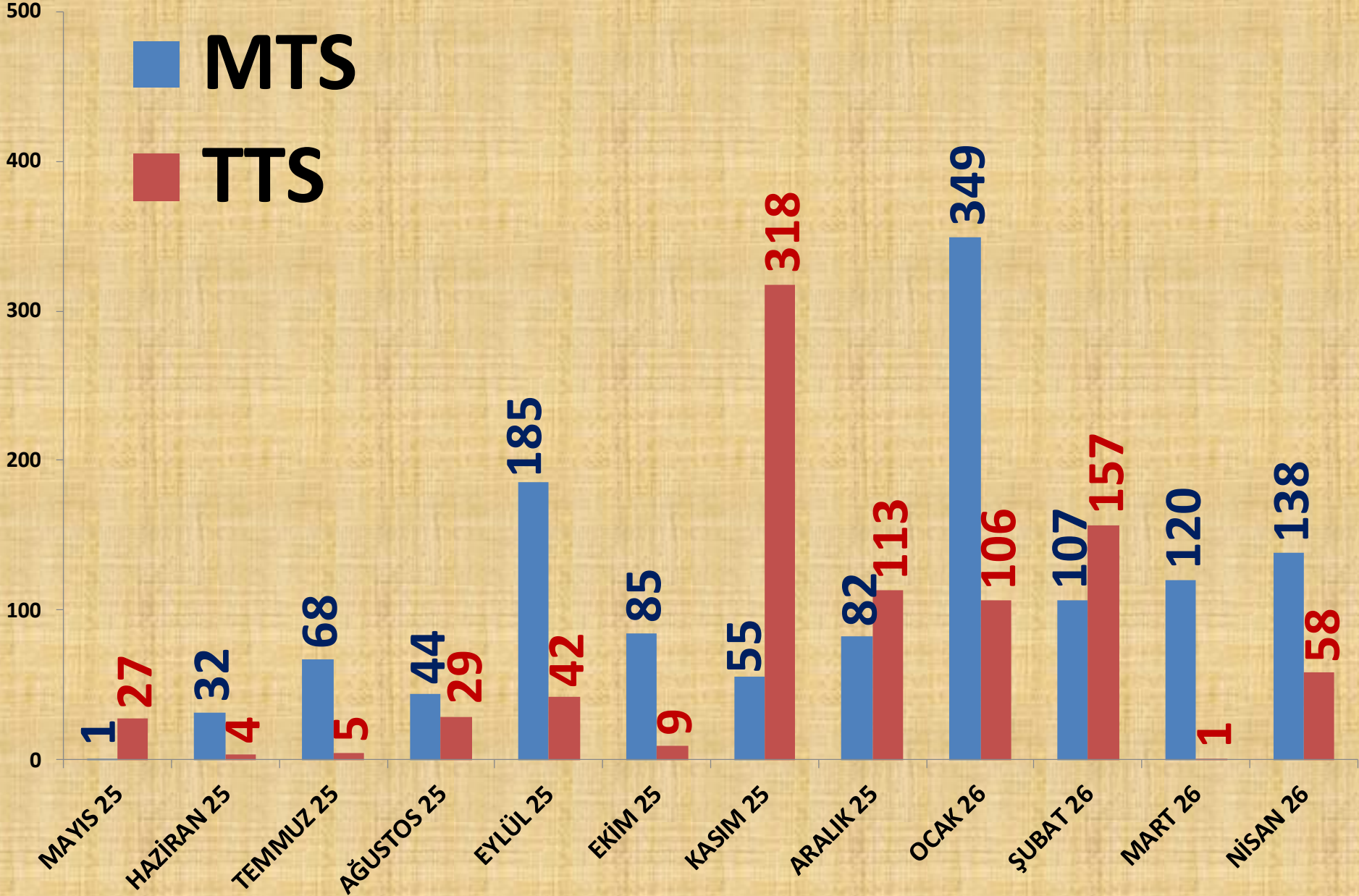
AYLIK ANASON FİYAT TRENDİ (TL)

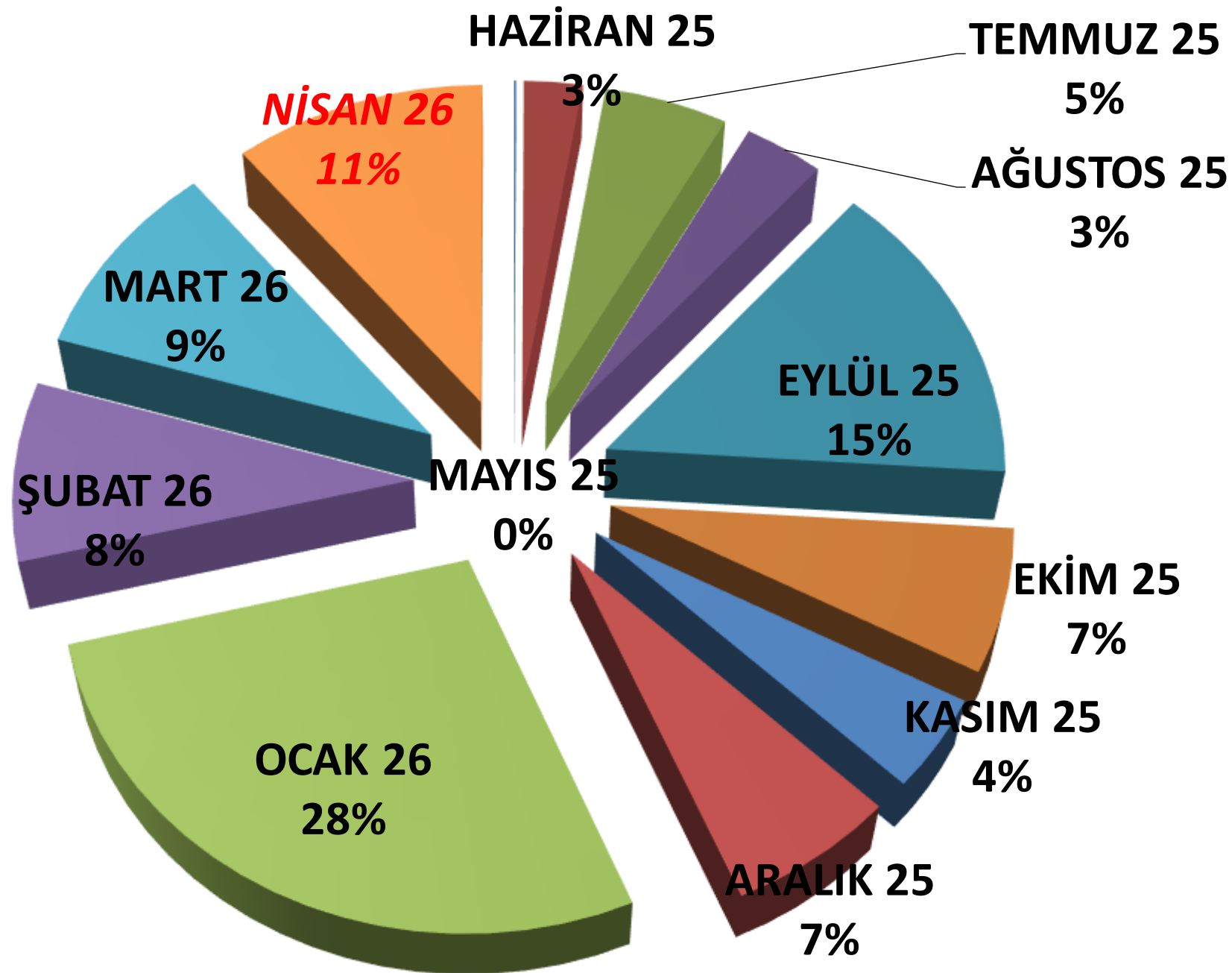


AYLIK ANASON İŞLEM MİKTARI (TON)

■ MTS

■ TTS





AYLIK ANASON MTS İŞLEM MİKTARI ORANLARI

■ MTS

YILLIK ANASON İŞLEM MİKTARI (TON)

■ TTS

1.400 TON

1.200 TON

1.000 TON

800 TON

600 TON

400 TON

200 TON

TON

1 MAYIS 23 -
30 NİSAN 24

1 MAYIS 24 -
30 NİSAN 25

1 MAYIS 25 -
30 NİSAN 26

459

1.022

83 %

840

-14 %

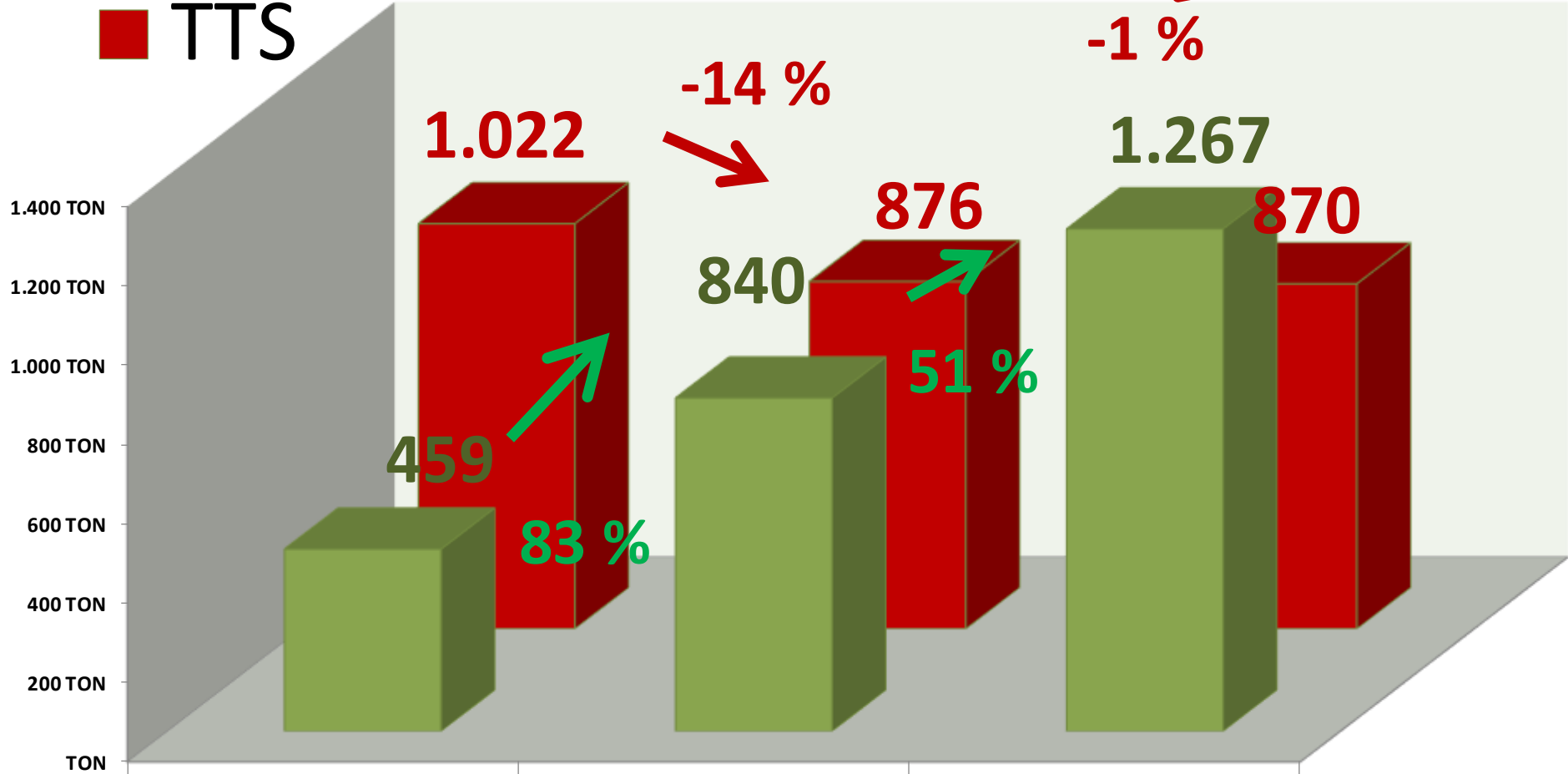
876

51 %

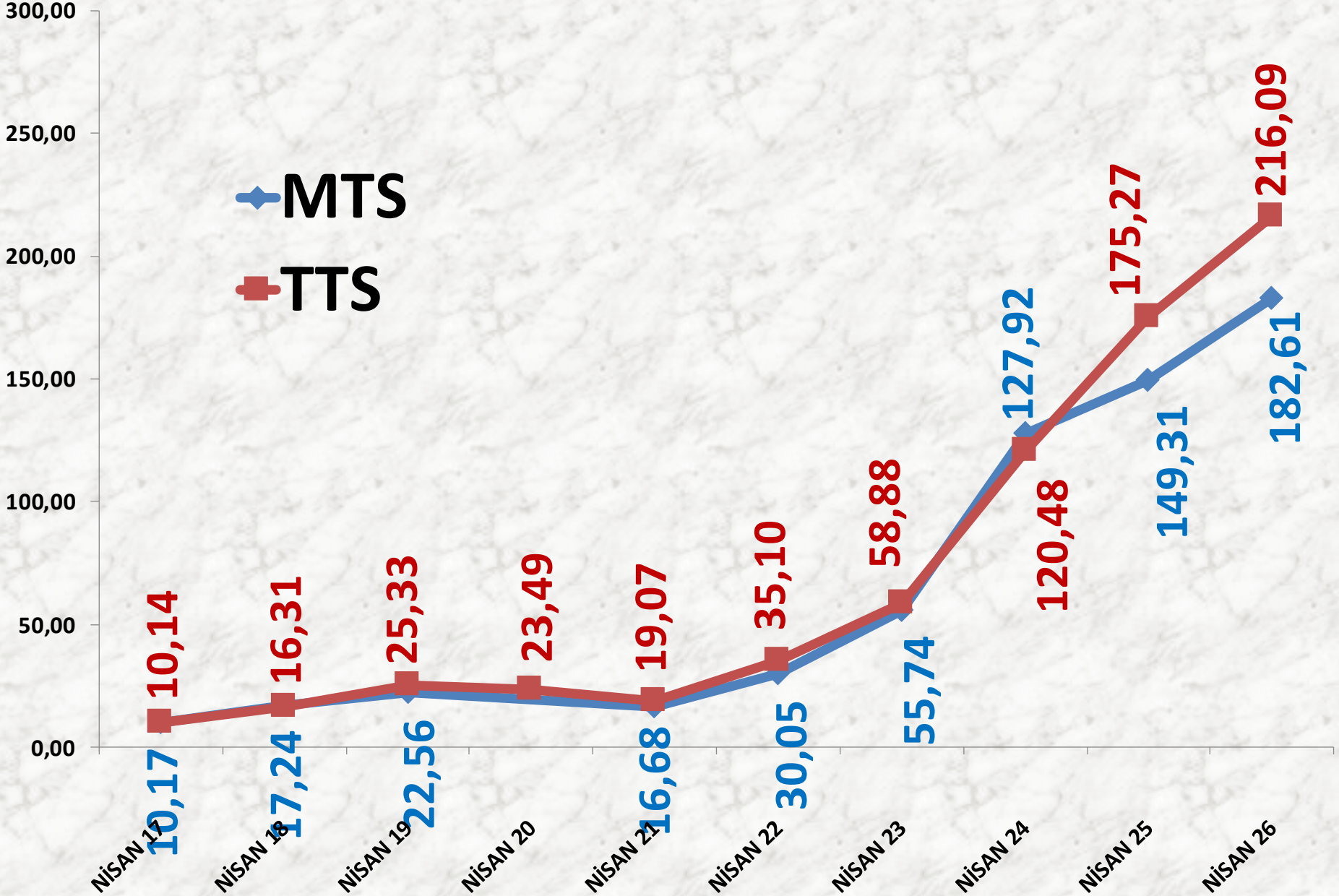
1.267

870

-1 %



NİSAN AYLARI ANASON FİYAT TRENDİ (TL)



YAPRAK TÜTÜN

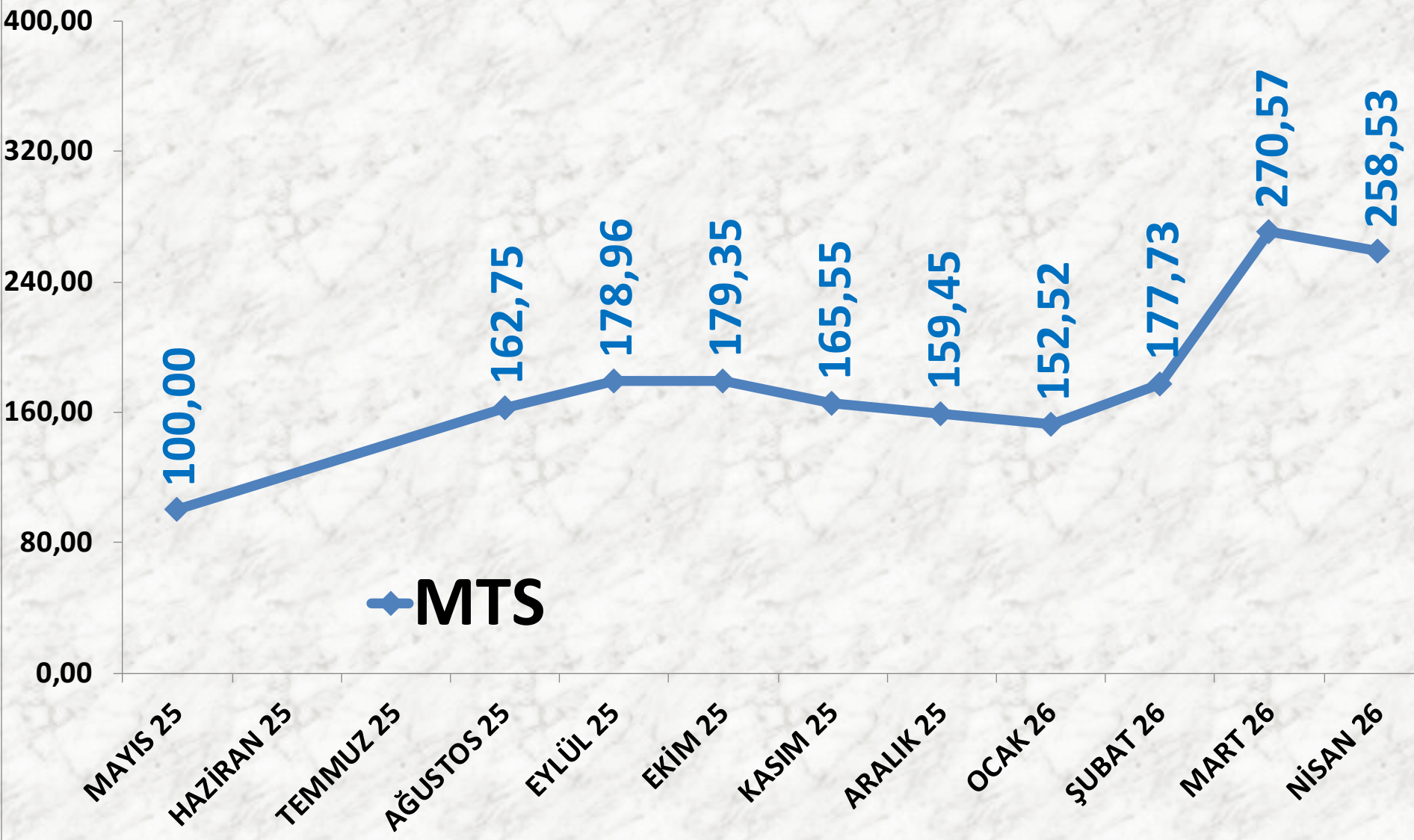
İŞLEM MİKTARI TON	2024 NİSAN	2025 NİSAN		2026 NİSAN	
	MTS	78 TON	-79%	16 TON	72388%

EN AZ FİYAT	2024 NİSAN	2025 NİSAN		2026 NİSAN	
	MTS	46,34 TL	116%	100,00 TL	0%

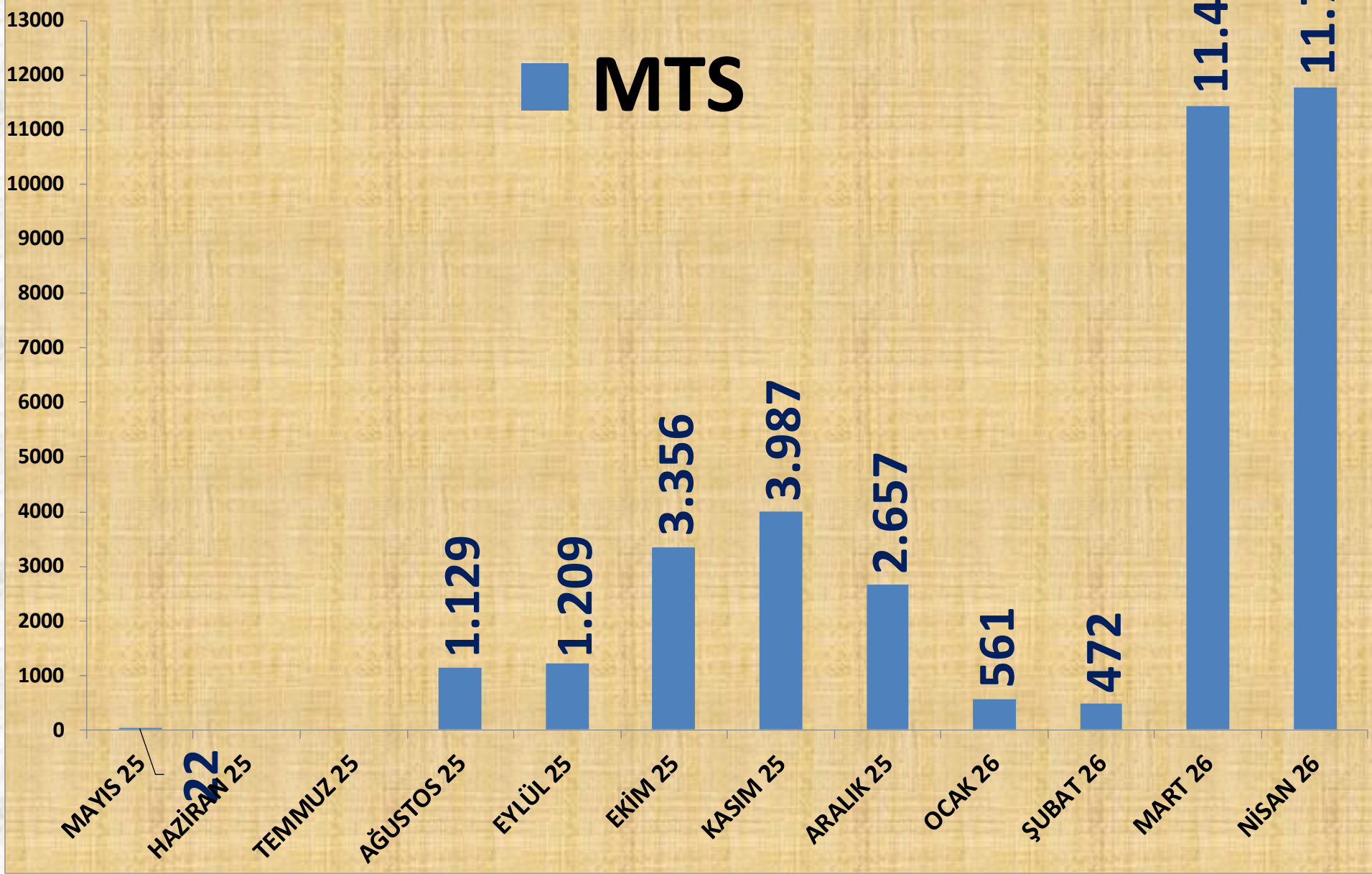
EN ÇOK FİYAT	2024 NİSAN	2025 NİSAN		2026 NİSAN	
	MTS	46,38 TL	288%	180,00 TL	71%

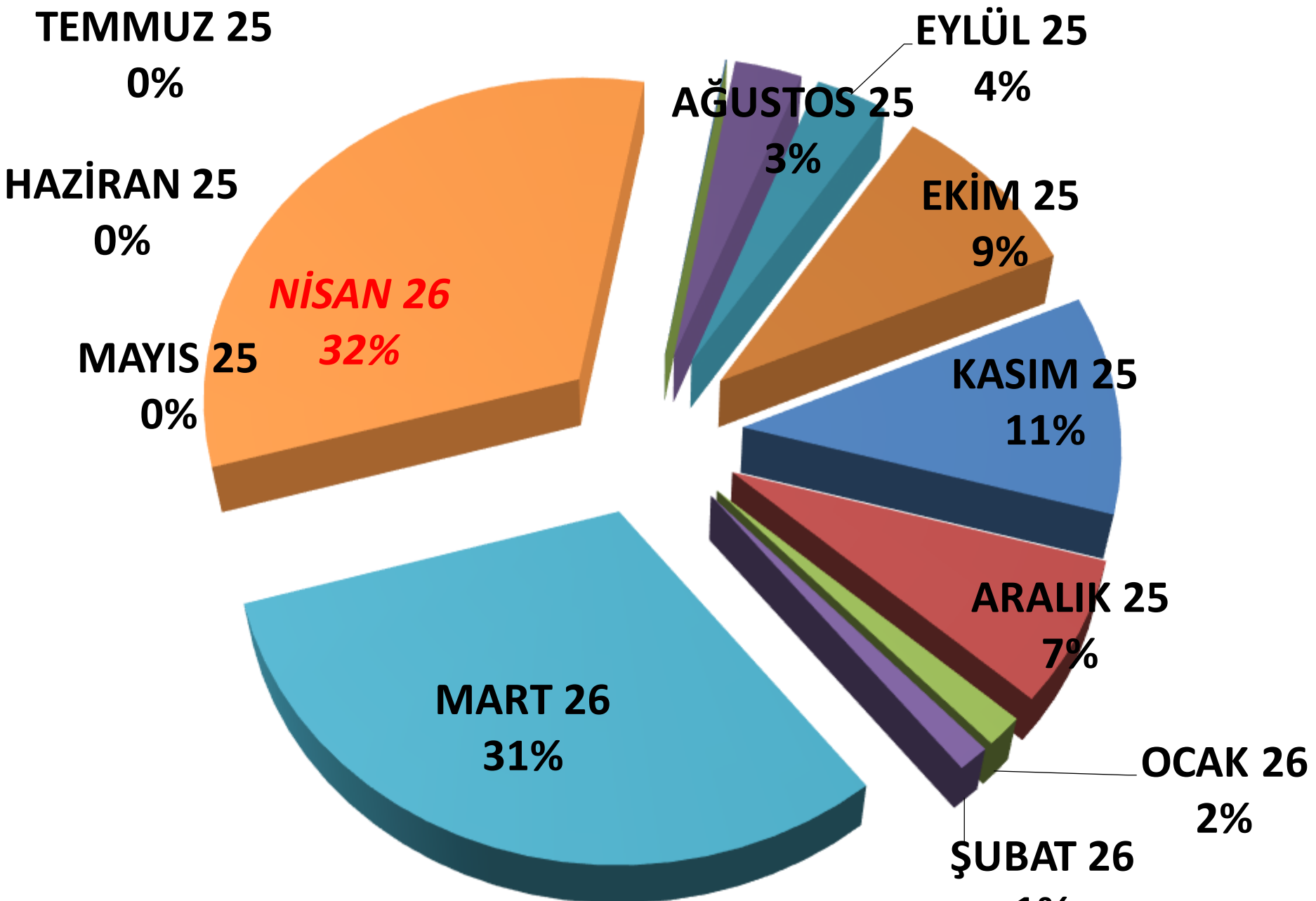
ORTALAMA FİYAT	2024 NİSAN	2025 NİSAN		2026 NİSAN	
	MTS	46,36 TL	136%	109,27 TL	137%

AYLIK TÜTÜN FİYAT TRENDİ_(TL)



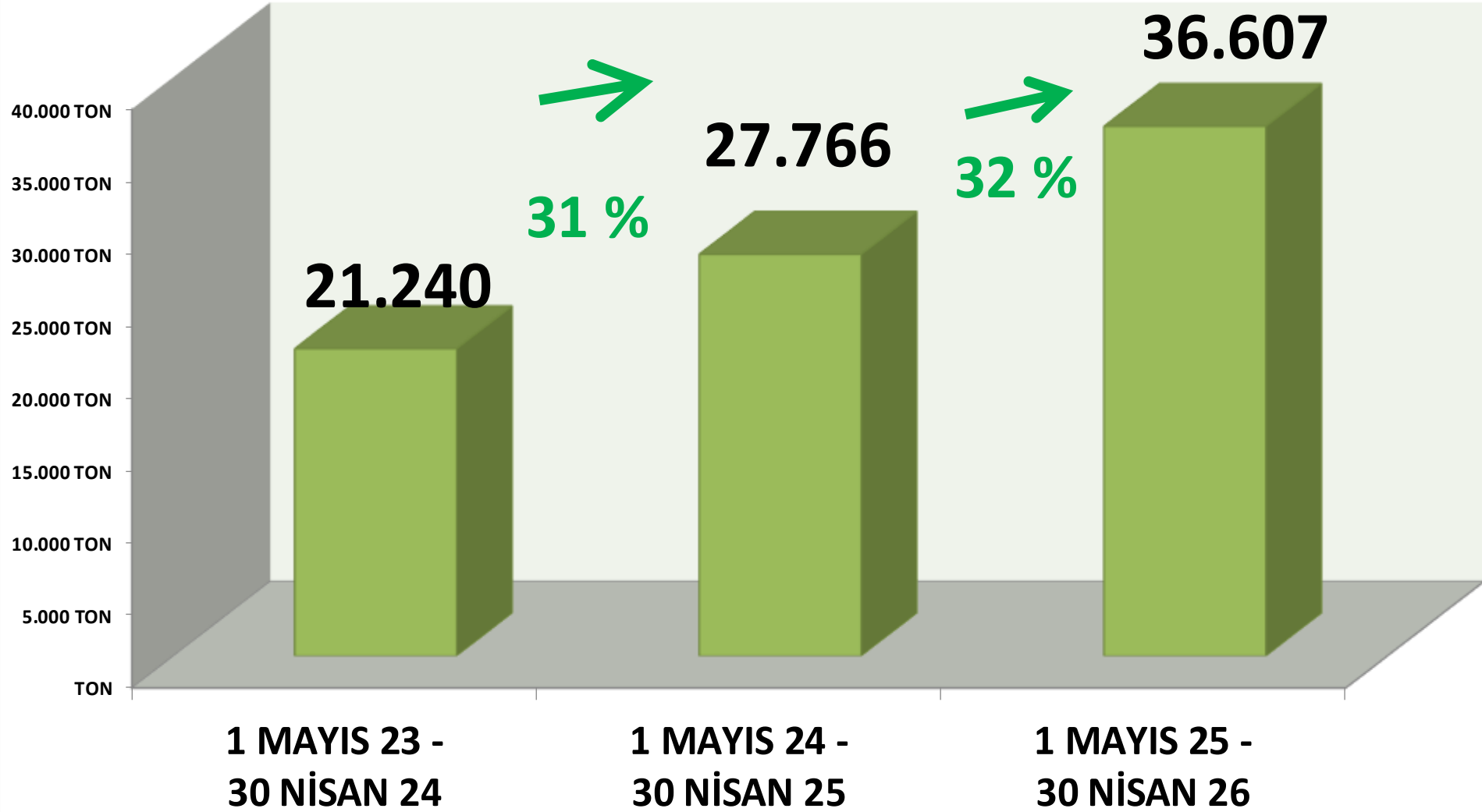
AYLIK TÜTÜN İŞLEM MİKTARI (TON)





AYLIK TÜTÜN MTS İŞLEM MİKTARI ORANLARI

YILLIK TÜTÜN İŞLEM MİKTARI (TON)



NİSAN AYLARI TÜTÜN FİYAT TRENDİ (TL)

◆ MTS

NİSAN 17

NİSAN 18

NİSAN 19

NİSAN 20

NİSAN 21

NİSAN 22

NİSAN 23

NİSAN 24

NİSAN 25

NİSAN 26

15,92

8,47

20,88

25,51

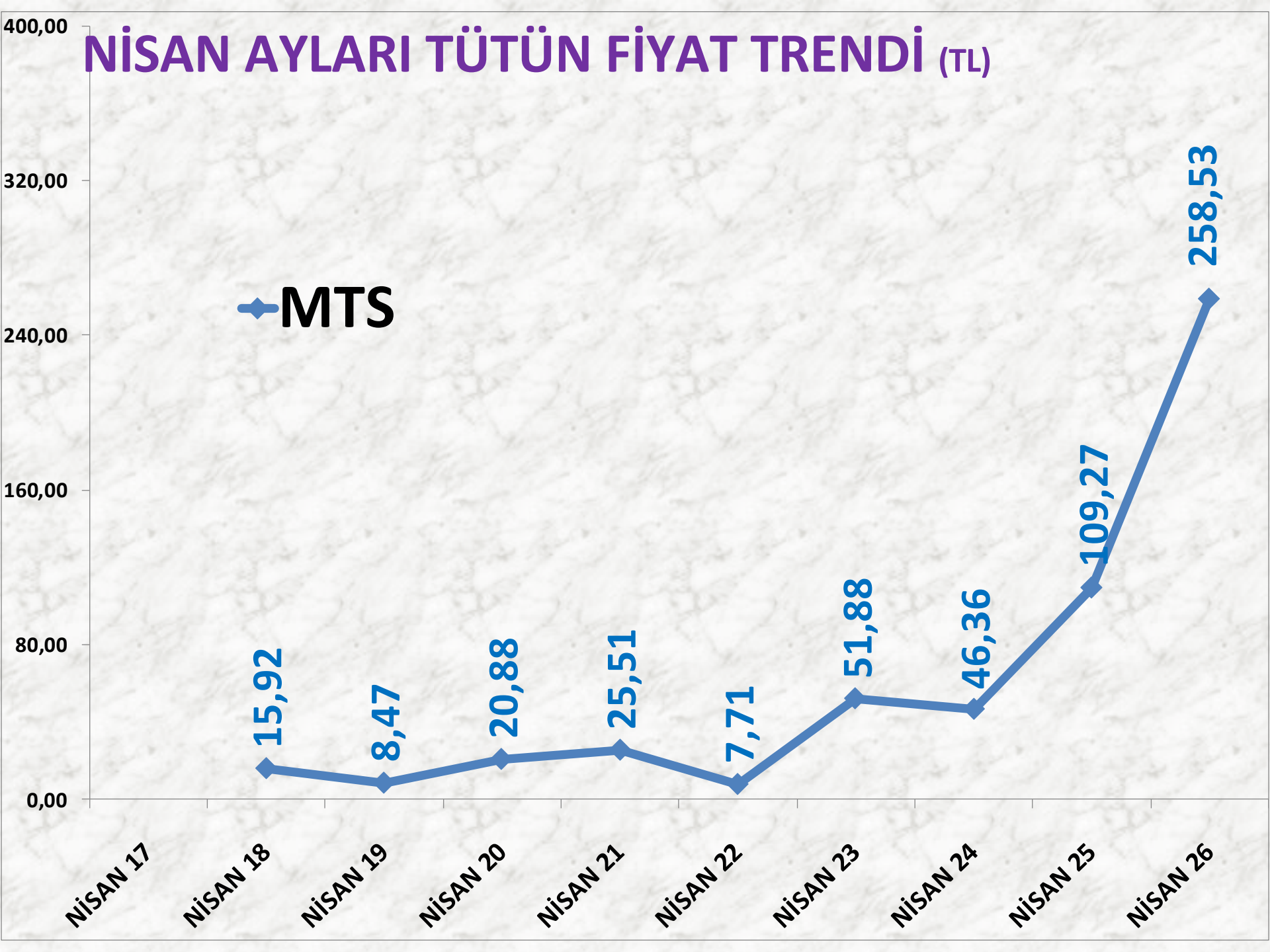
7,71

51,88

46,36

109,27

258,53



KASAPLIK CANLI HAYVAN

BÜYÜKBAŞ İŞLEM MİKTARI

İŞLEM MİKTARI ADET	2024 NİSAN	2025 NİSAN		2026 NİSAN	
MTS	1.527 ADET	69%	2.574 ADET	22%	3.149 ADET
TTS	252 ADET	99%	501 ADET	241%	1.709 ADET

KÜÇÜKBAŞ İŞLEM MİKTARI

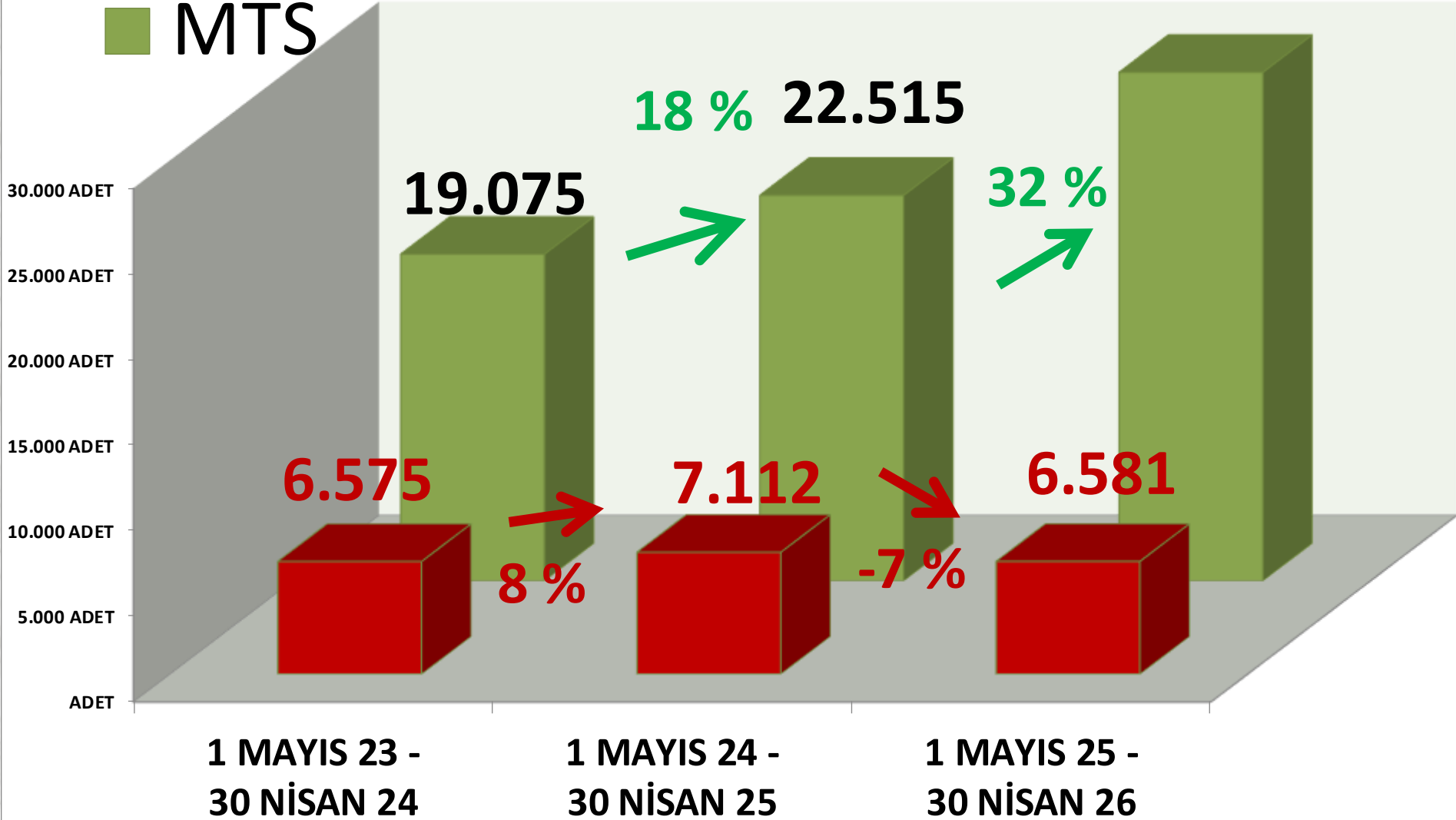
İŞLEM MİKTARI ADET	2024 NİSAN	2025 NİSAN		2026 NİSAN	
MTS	6.334 ADET	27%	8.018 ADET	10%	8.787 ADET
TTS	296 ADET	125%	665 ADET	-95%	36 ADET

■ TTS

YILLIK BÜYÜKBAŞ İŞLEM MİKTARI (TON)

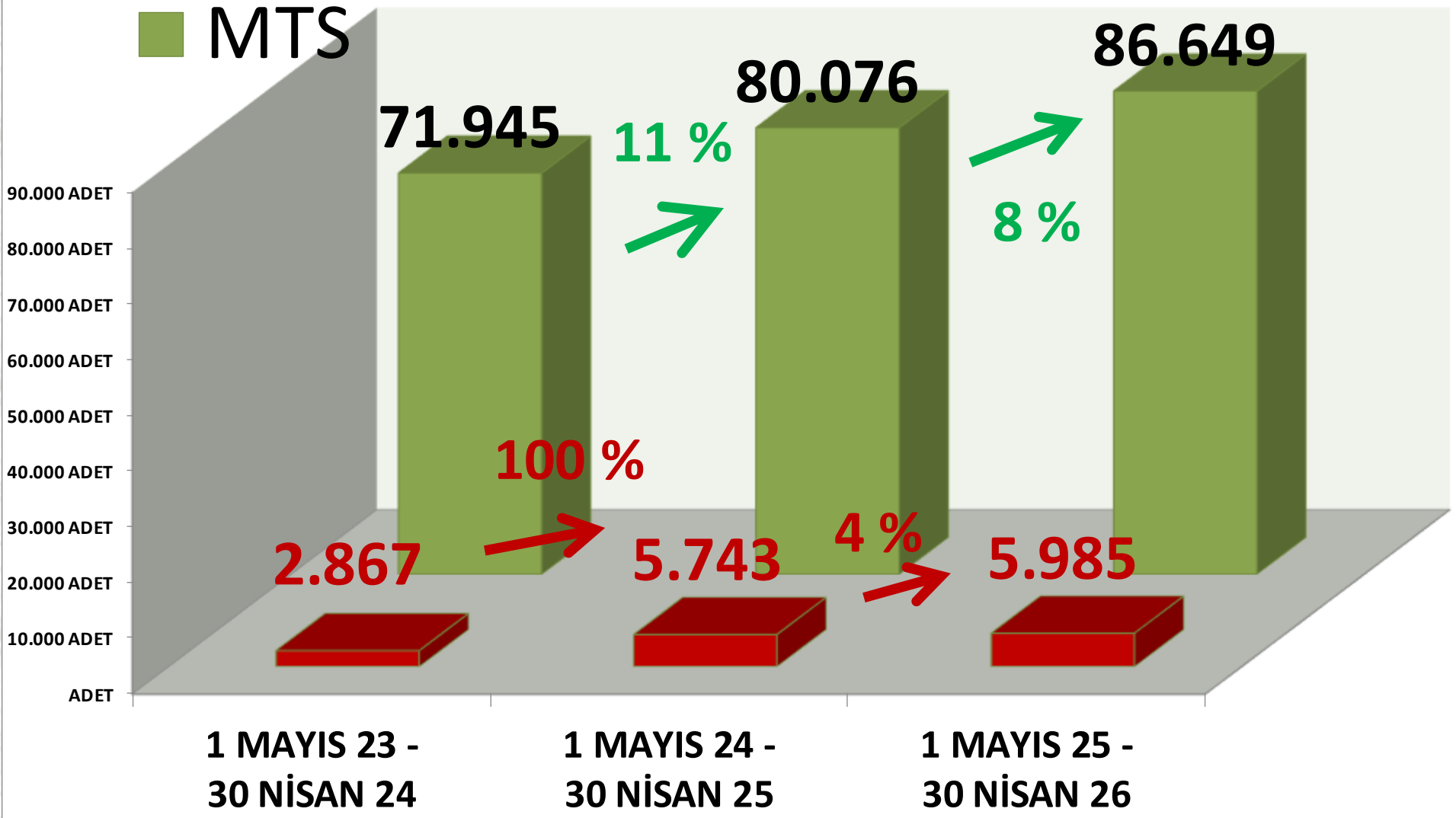
29.695

■ MTS



TTS YILLIK KÜÇÜKBAŞ İŞLEM MİKTARI (TON)

■ MTS





DİNLEDİĞİNİZ İÇİN
TEŞEKKÜR EDERİM

RECEP MENGİ

