




MAYIS 2026 TESCİL SUNUMU



İŞLEM HACMİ VE TESCİL GELİRİ VERİLERİ

	2024 MAYIS		2025 MAYIS		2026 MAYIS
İŞLEM HACMİ	1.184 MİLYON TL	31%	1.555 MİLYON TL	20%	1.865 MİLYON TL
TESCİL GELİRİ	1.139.059 TL	35%	1.535.086 TL	19%	1.834.415 TL



2025 MAYIS

ÜRÜN GRUBU	Miktar(kg./lt/adet)	Tutar(TL)
BAKLİYAT VE MAMÜLLERİ	316.675	17.180.706
BİTKİSEL YAĞLAR	0	0
KOTASYON DIŐI ÜRÜNLER	39.454.644	802.543.432
HAM DERİLER VE BAĞIRSAKLAR	5.960	144.120
HAYVANSAL YAĞLAR	282	80.353
HUBUBAT .	6.719.588	85.865.651
HUBUBAT MAMÜLLERİ	265.175	4.483.740
KASAPLIK CANLI HAYVANLAR	8.844	388.990.613
KURU MEYVELER	599.444	53.540.692
ORMAN MAHSÜLLERİ	242.980	12.169.052
TEKSTİL HAMMADDELERİ	84.489	5.179.579
YAĞLI TOHUMLAR	3.916.405	184.829.755
<u>TOPLAM</u>	51.614.485	1.555.007.693

2026 MAYIS

ÜRÜN GRUBU	Miktar(kg./lt/adet)	Tutar(TL)
BAKLİYAT VE MAMÜLLERİ	697.105	50.602.438
BİTKİSEL YAĞLAR	35.255	8.224.029
KOTASYON DIŞI ÜRÜNLER	30.674.789	1.073.057.115
HAM DERİLER VE BAĞIRSAKLAR	44.423	615.548
HAYVANSAL YAĞLAR	244	66.994
HUBUBAT .	9.117.626	135.868.845
HUBUBAT MAMÜLLERİ	61.245	1.373.863
KASAPLIK CANLI HAYVANLAR	6.341	338.401.906
KURU MEYVELER	719.397	79.720.101
ORMAN MAHSÜLLERİ	114.809	9.366.413
TEKSTİL HAMMADDELERİ	0	0
YAĞLI TOHUMLAR	2.264.199	167.454.411
<u>TOPLAM</u>	43.735.433	1.864.751.662

2025 MAYIS - 2026 MAYIS DEĞİŞİM

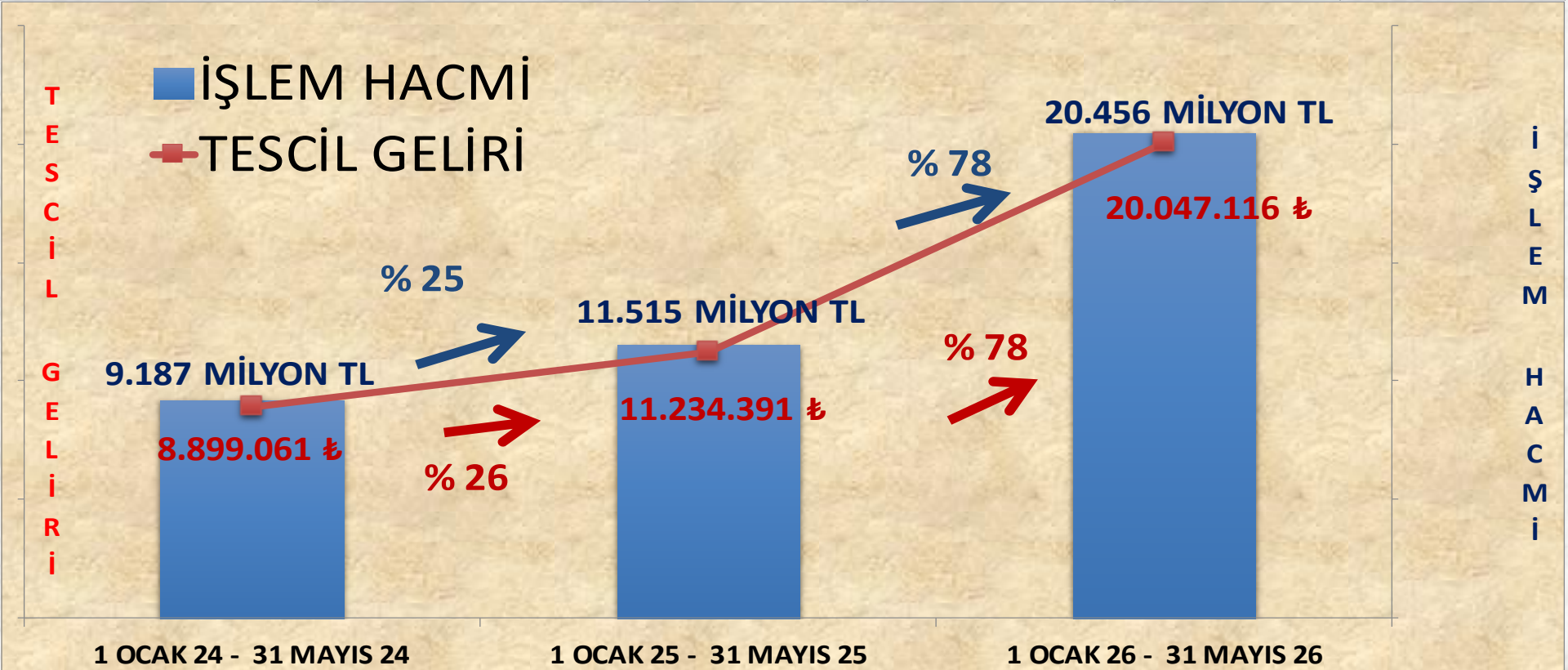
ÜRÜN GRUBU	Miktar(kg./lt/adet)	Tutar(TL)
BAKLİYAT VE MAMÜLLERİ	380.430	33.421.732
BİTKİSEL YAĞLAR	35.255	8.224.029
KOTASYON DIŞI ÜRÜNLER	-8.779.855	270.513.683
HAM DERİLER VE BAĞIRSAKLAR	38.463	471.428
HAYVANSAL YAĞLAR	-38	-13.360
HUBUBAT .	2.398.038	50.003.194
HUBUBAT MAMÜLLERİ	-203.930	-3.109.877
KASAPLIK CANLI HAYVANLAR	-2.503	-50.588.707
KURU MEYVELER	119.954	26.179.409
ORMAN MAHSÜLLERİ	-128.171	-2.802.640
TEKSTİL HAMMADDELERİ	-84.489	-5.179.579
YAĞLI TOHUMLAR	-1.652.206	-17.375.344
<u>TOPLAM</u>	-7.879.052	309.743.970

2025 MAYIS - 2026 MAYIS DEĞİŞİM ORANI

ÜRÜN GRUBU	Miktar(kg./lt/adet)	Tutar(TL)
BAKLİYAT VE MAMÜLLERİ	120%	195%
BİTKİSEL YAĞLAR	-	-
KOTASYON DIŞI ÜRÜNLER	-22%	34%
HAM DERİLER VE BAĞIRSAKLAR	645%	327%
HAYVANSAL YAĞLAR	-13%	-17%
HUBUBAT .	36%	58%
HUBUBAT MAMÜLLERİ	-77%	-69%
KASAPLIK CANLI HAYVANLAR	-28%	-13%
KURU MEYVELER	20%	49%
ORMAN MAHSÜLLERİ	-53%	-23%
TEKSTİL HAMMADDELERİ	-100%	-100%
YAĞLI TOHUMLAR	-42%	-9%
<u>TOPLAM</u>	-15%	20%

İŞLEM HACMİ VE TESCİL GELİRİ VERİLERİ

	1 OCAK 24 - 31 MAYIS 24	1 OCAK 25 - 31 MAYIS 25		1 OCAK 26 - 31 MAYIS 26	
İŞLEM HACMI	9.187 MİLYON TL	25%	11.515 MİLYON TL	78%	20.456 MİLYON TL
TESCİL GELİRİ	8.899.061 TL	26%	11.234.391 TL	78%	20.047.116 TL



1 OCAK - 31 MAYIS 2025

	Miktar(kg./lt/adet)	Tutar(TL)
BAKLİYAT VE MAMÜLLERİ	2.212.015	118.975.021
BİTKİSEL YAĞLAR	5.825	1.105.789
KOTASYON DIŐI ÜRÜNLER	389.397.022	7.057.979.587
HAM DERİLER VE BAĞIRSAKLAR	69.325	1.671.884
HAYVANSAL YAĞLAR	1.363	472.572
HUBUBAT .	62.235.134	654.020.990
HUBUBAT MAMÜLLERİ	1.625.092	27.276.194
KASAPLIK CANLI HAYVANLAR	50.276	1.851.975.337
KURU MEYVELER	2.966.418	273.712.374
ORMAN MAHSÜLLERİ	1.094.954	43.755.397
TEKSTİL HAMMADDELERİ	8.697.408	282.321.091
YAĞLI TOHUMLAR	26.530.027	1.202.115.623
<u>TOPLAM</u>	494.884.859	11.515.381.860

1 OCAK - 31 MAYIS 2026

	Miktar(kg./lt/adet)	Tutar(TL)
BAKLİYAT VE MAMÜLLERİ	5.423.195	417.828.437
BITKİSEL YAĞLAR	207.077	48.491.471
KOTASYON DIŐI ÜRÜNLER	417.173.678	13.805.216.448
HAM DERİLER VE BAĞIRSAKLAR	918.025	12.226.903
HAYVANSAL YAĞLAR	2.042	579.779
HUBUBAT .	81.374.659	1.032.835.106
HUBUBAT MAMÜLLERİ	435.680	8.053.470
KASAPLIK CANLI HAYVANLAR	51.676	2.817.492.972
KURU MEYVELER	4.031.334	532.041.548
ORMAN MAHSÜLLERİ	1.218.873	68.131.838
TEKSTİL HAMMADDELERİ	4.961.508	156.296.905
YAĞLI TOHUMLAR	23.747.094	1.556.641.478
<u>TOPLAM</u>	539.544.840	20.455.836.354

1 OCAK - 31 MAYIS 2025-26 DEĞİŞİM

	Miktar(kg./lt/adet)	Tutar(TL)
BAKLİYAT VE MAMÜLLERİ	3.211.180	298.853.416
BİTKİSEL YAĞLAR	201.252	47.385.682
KOTASYON DIŞI ÜRÜNLER	27.776.657	6.747.236.862
HAM DERİLER VE BAĞIRSAKLAR	848.700	10.555.019
HAYVANSAL YAĞLAR	679	107.207
HUBUBAT .	19.139.525	378.814.116
HUBUBAT MAMÜLLERİ	-1.189.412	-19.222.725
KASAPLIK CANLI HAYVANLAR	1.400	965.517.635
KURU MEYVELER	1.064.916	258.329.173
ORMAN MAHSÜLLERİ	123.918	24.376.441
TEKSTİL HAMMADDELERİ	-3.735.900	-126.024.186
YAĞLI TOHUMLAR	-2.782.934	354.525.855
<u>TOPLAM</u>	44.659.981	8.940.454.494

1 OCAK - 31 MAYIS 2025-26 DEĞİŞİM ORANI

	Miktar(kg./lt/adet)	Tutar(TL)
BAKLİYAT VE MAMÜLLERİ	145%	251%
BITKİSEL YAĞLAR	3455%	4285%
KOTASYON DIŞI ÜRÜNLER	7%	96%
HAM DERİLER VE BAĞIRSAKLAR	1224%	631%
HAYVANSAL YAĞLAR	50%	23%
HUBUBAT .	31%	58%
HUBUBAT MAMÜLLERİ	-73%	-70%
KASAPLIK CANLI HAYVANLAR	3%	52%
KURU MEYVELER	36%	94%
ORMAN MAHSÜLLERİ	11%	56%
TEKSTİL HAMMADDELERİ	-43%	-45%
YAĞLI TOHUMLAR	-10%	29%
<u>TOPLAM</u>	9%	78%

ARPA

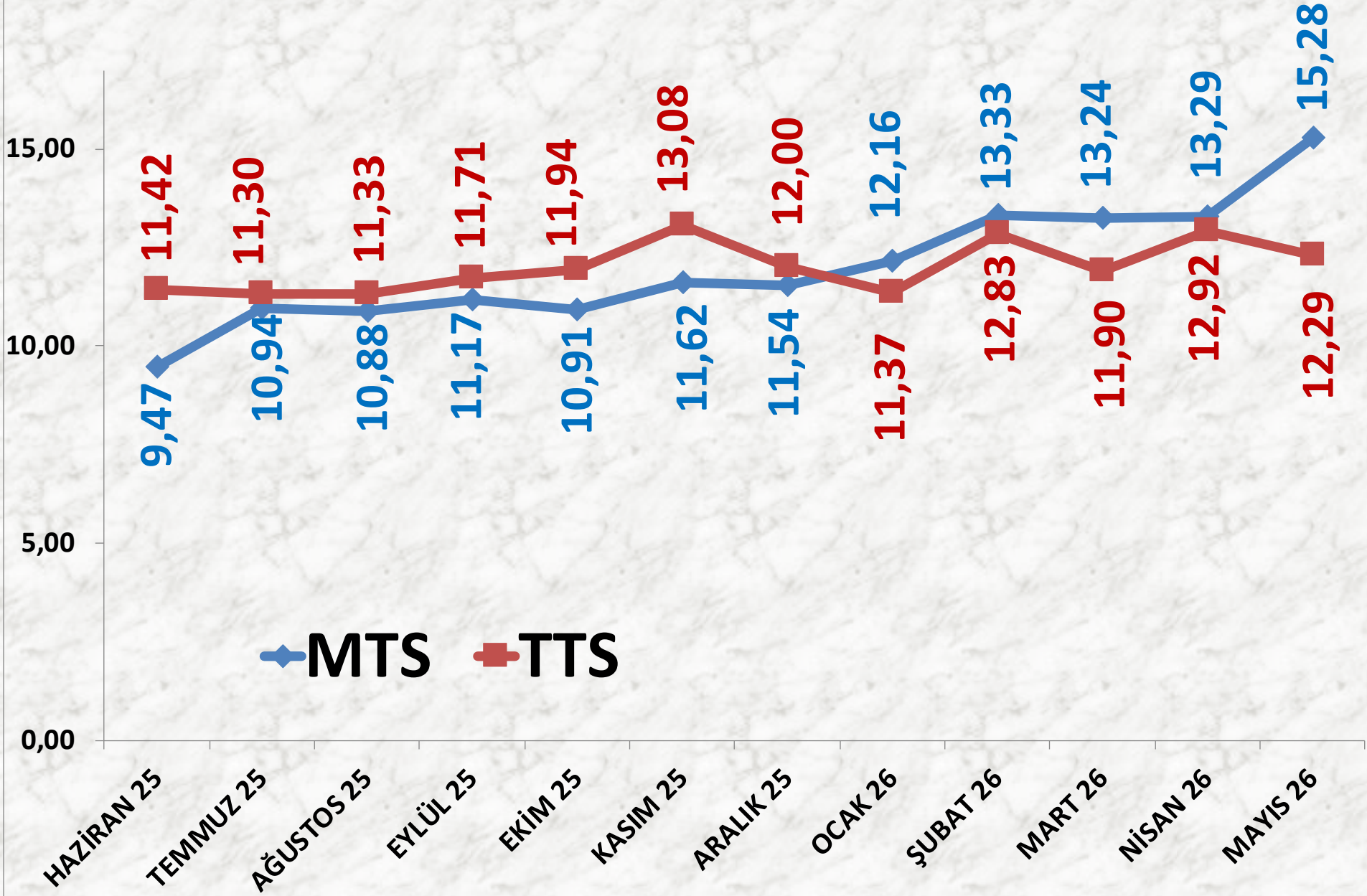
İŞLEM MİKTARI TON	2024 MAYIS	2025 MAYIS		2026 MAYIS	
MTS	44 TON	362%	203 TON	-69%	63 TON
TTS	5.127 TON	-40%	3.072 TON	104%	6.264 TON

EN AZ FİYAT	2024 MAYIS	2025 MAYIS		2026 MAYIS	
MTS	6,00 TL	17%	7,00 TL	107%	14,50 TL
TTS	8,00 TL	15%	9,21 TL	32%	12,15 TL

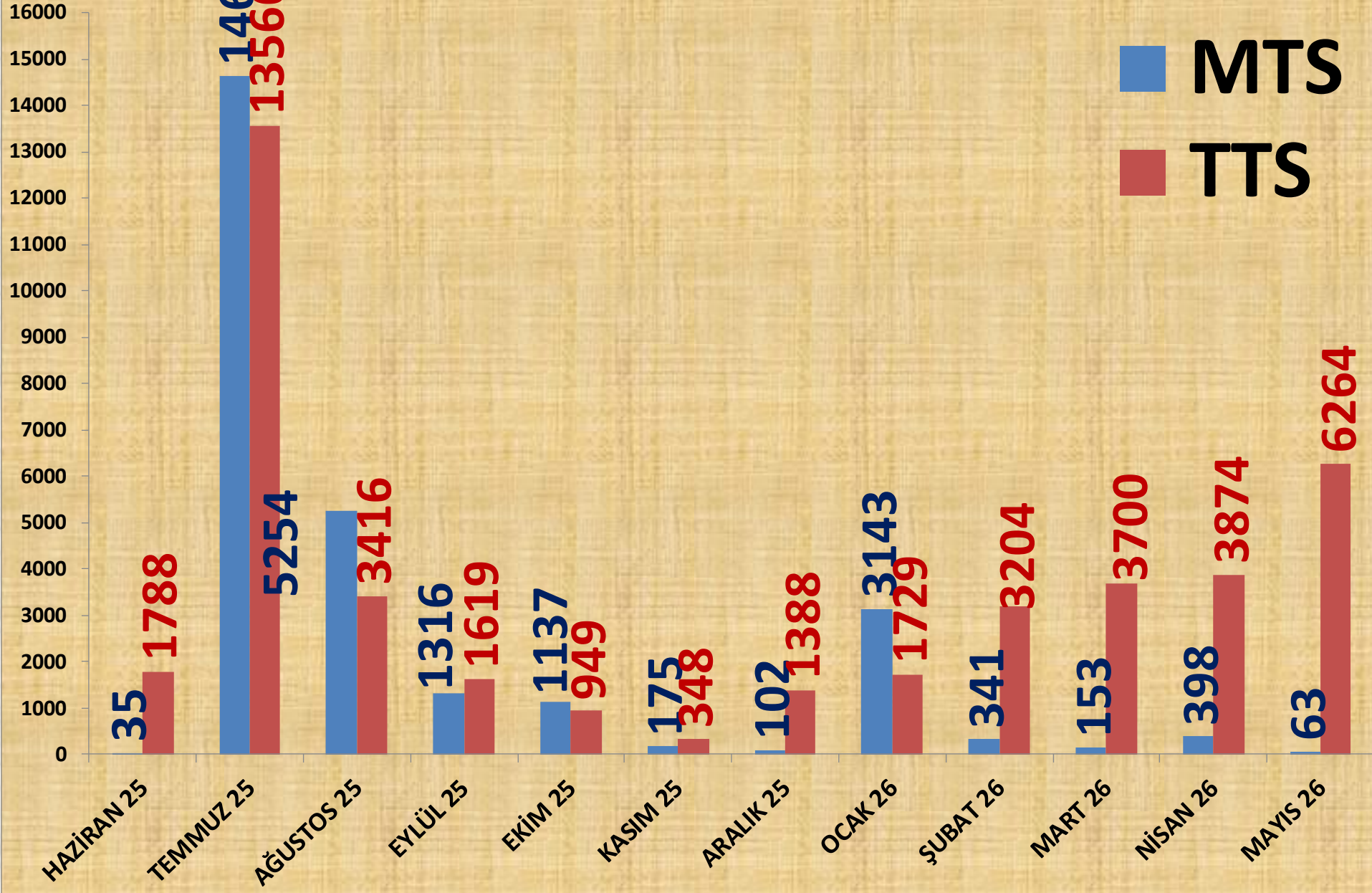
EN ÇOK FİYAT	2024 MAYIS	2025 MAYIS		2026 MAYIS	
MTS	8,42 TL	33%	11,22 TL	51%	16,94 TL
TTS	8,80 TL	31%	11,50 TL	7%	12,30 TL

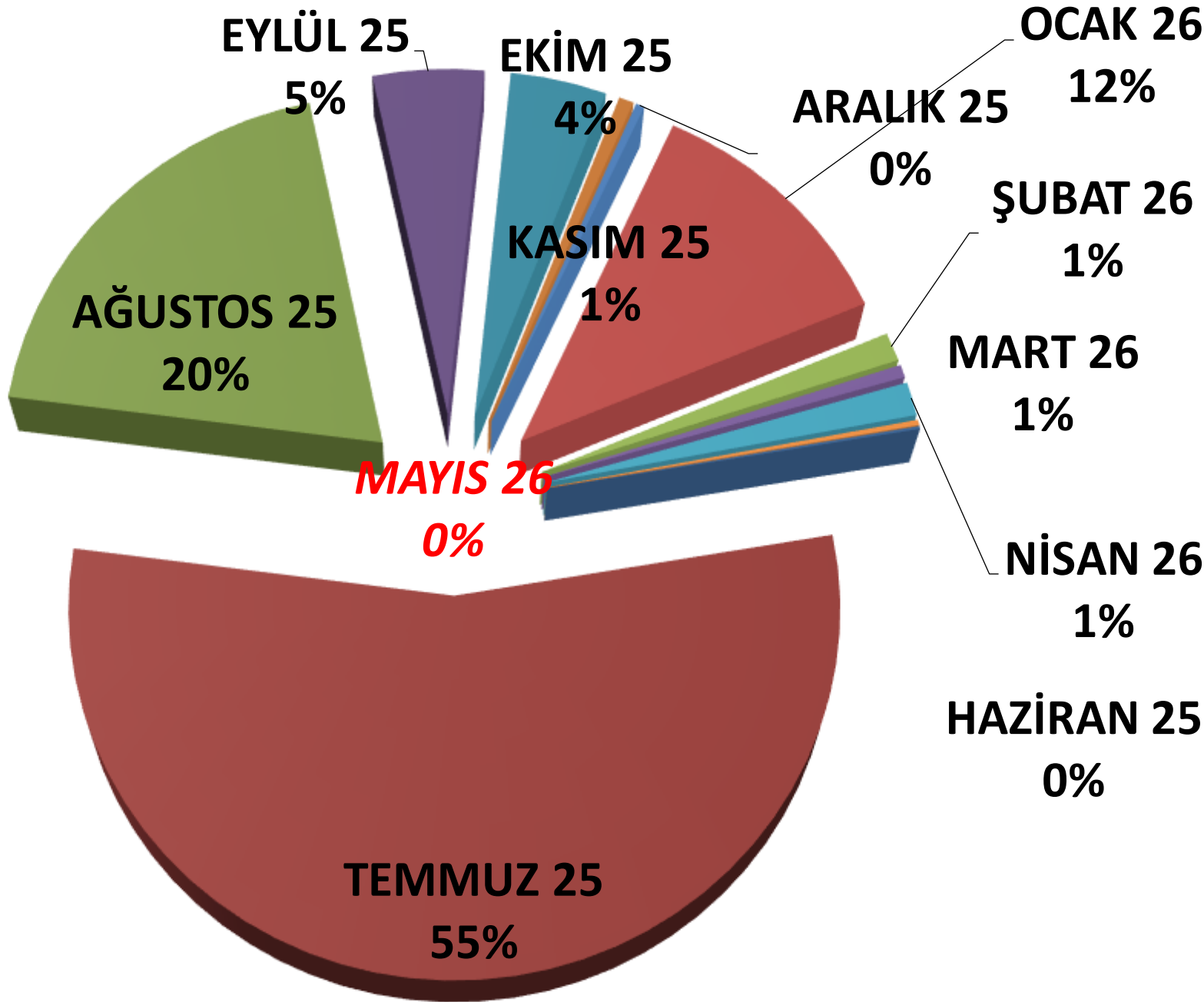
ORTALAMA FİYAT	2024 MAYIS	2025 MAYIS		2026 MAYIS	
MTS	7,76 TL	17%	9,09 TL	68%	15,28 TL
TTS	8,34 TL	38%	11,50 TL	7%	12,29 TL

AYLIK ARPA FİYAT TRENDİ (TL)



AYLIK ARPA İŞLEM MİKTARI (TON)



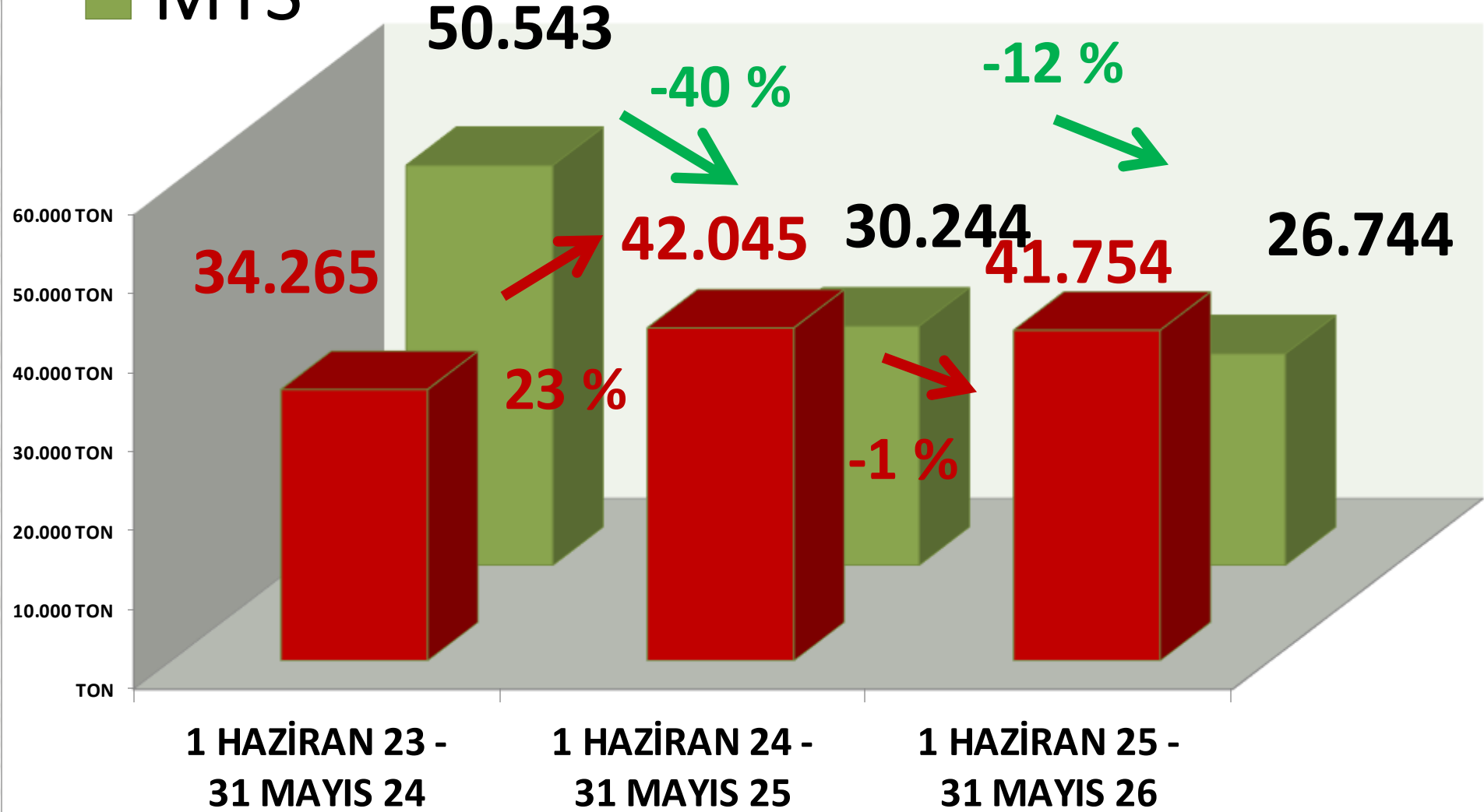


AYLIK ARPA MTS İŞLEM MİKTARI ORANLARI

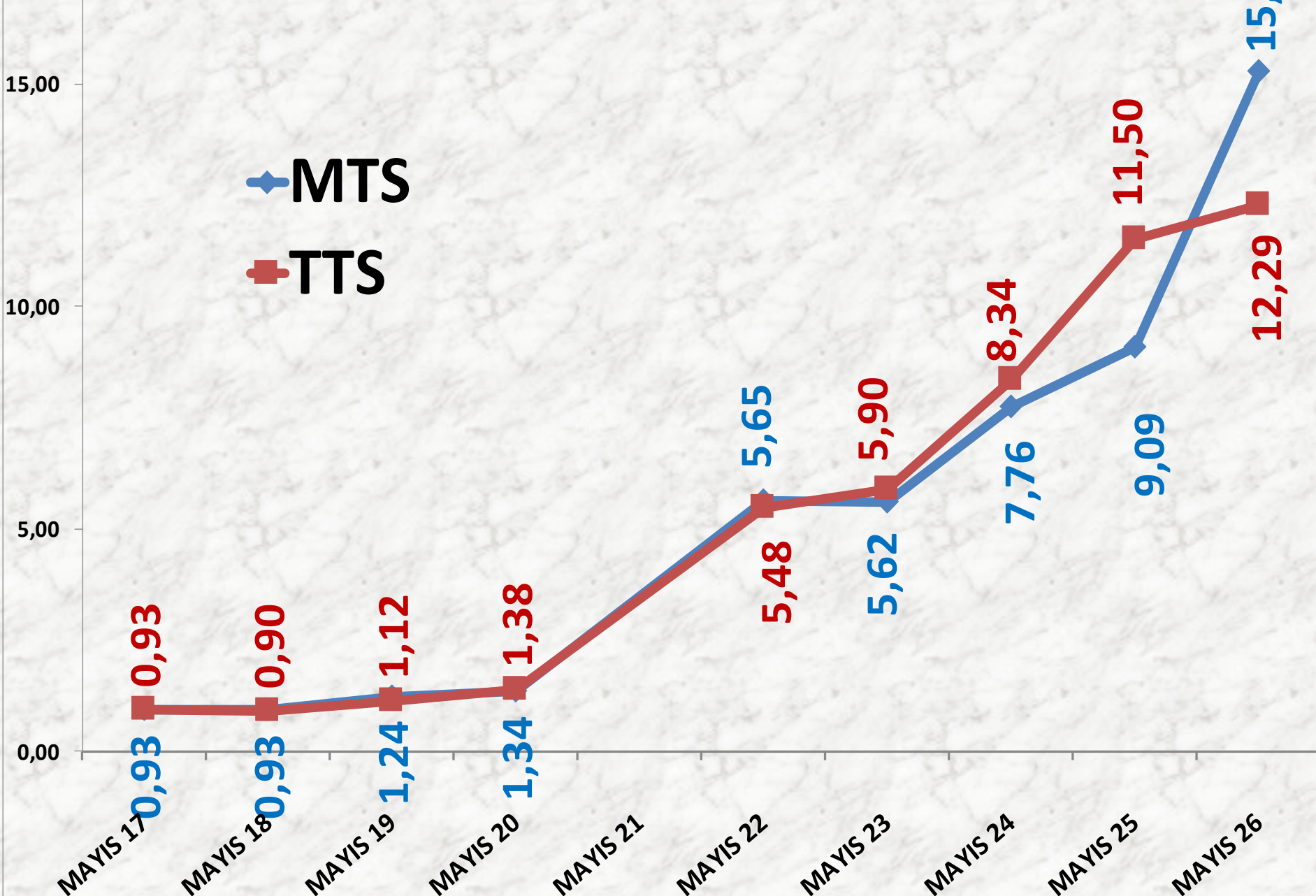
YILLIK ARPA İŞLEM MİKTARI (TON)

■ TTS

■ MTS



MAYIS AYLARI ARPA FİYAT TRENDİ (TL)



BUĞDAY

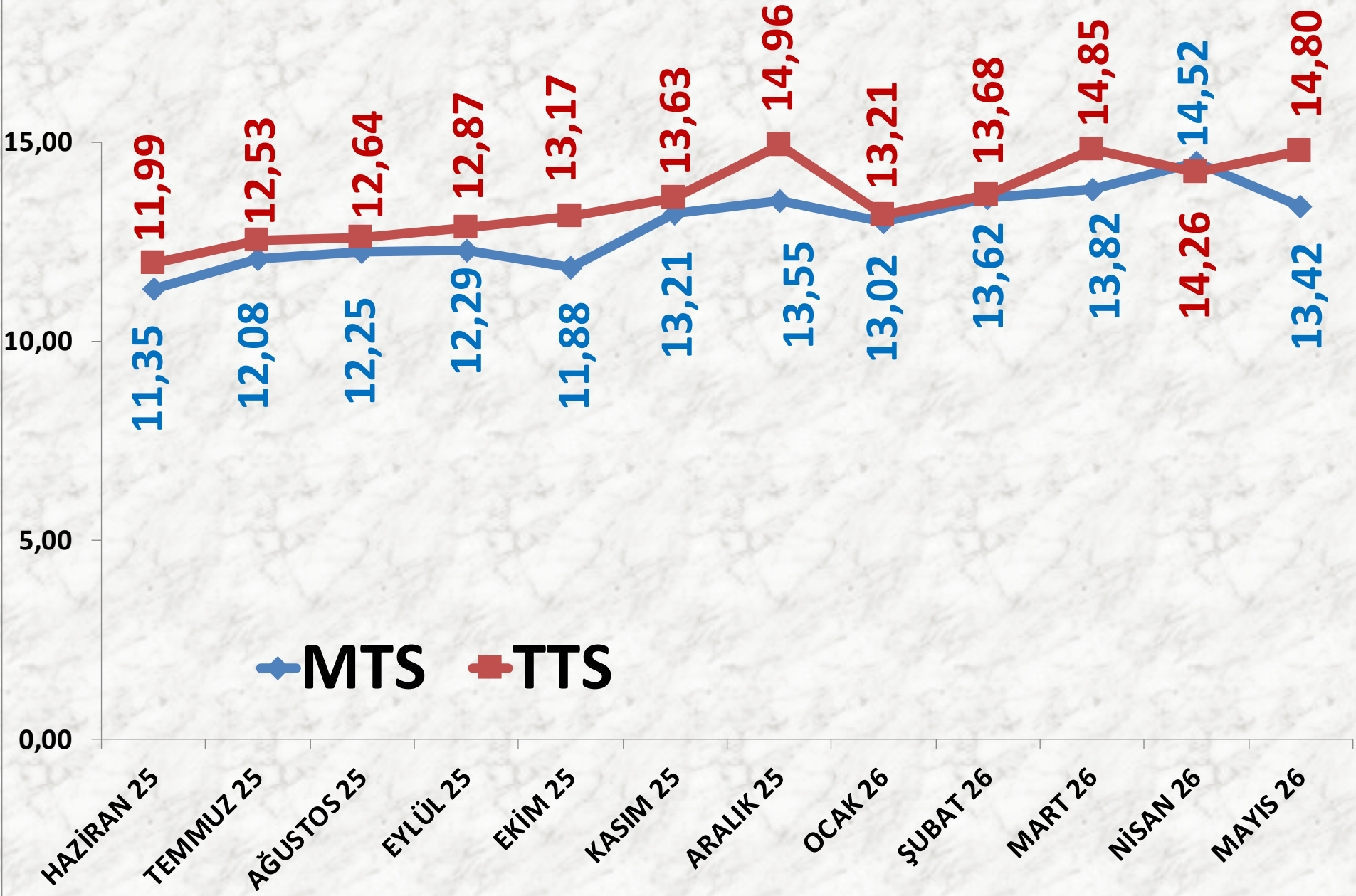
İŞLEM MİKTARI TON	2024 MAYIS	2025 MAYIS		2026 MAYIS	
MTS	253 TON	1%	255 TON	-52%	123 TON
TTS	1.297 TON	-87%	163 TON	525%	1.018 TON

EN AZ FİYAT	2024 MAYIS	2025 MAYIS		2026 MAYIS	
MTS	7,00 TL	9%	7,60 TL	65%	12,51 TL
TTS	8,00 TL	0%	8,00 TL	81%	14,50 TL

EN ÇOK FİYAT	2024 MAYIS	2025 MAYIS		2026 MAYIS	
MTS	9,00 TL	50%	13,50 TL	13%	15,31 TL
TTS	10,40 TL	25%	13,00 TL	21%	15,70 TL

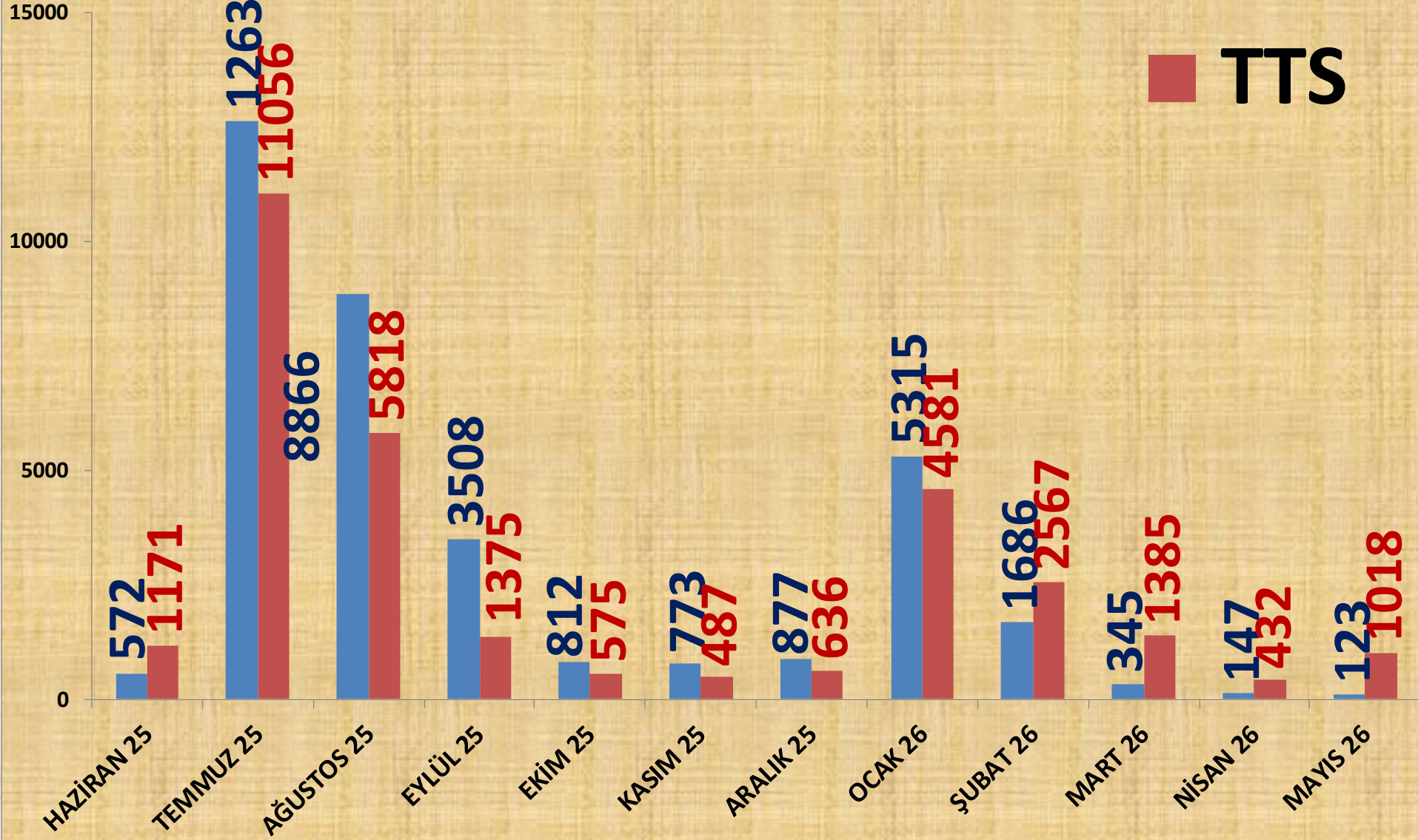
ORTALAMA FİYAT	2024 MAYIS	2025 MAYIS		2026 MAYIS	
MTS	8,02 TL	29%	10,32 TL	30%	13,42 TL
TTS	9,27 TL	21%	11,24 TL	32%	14,80 TL

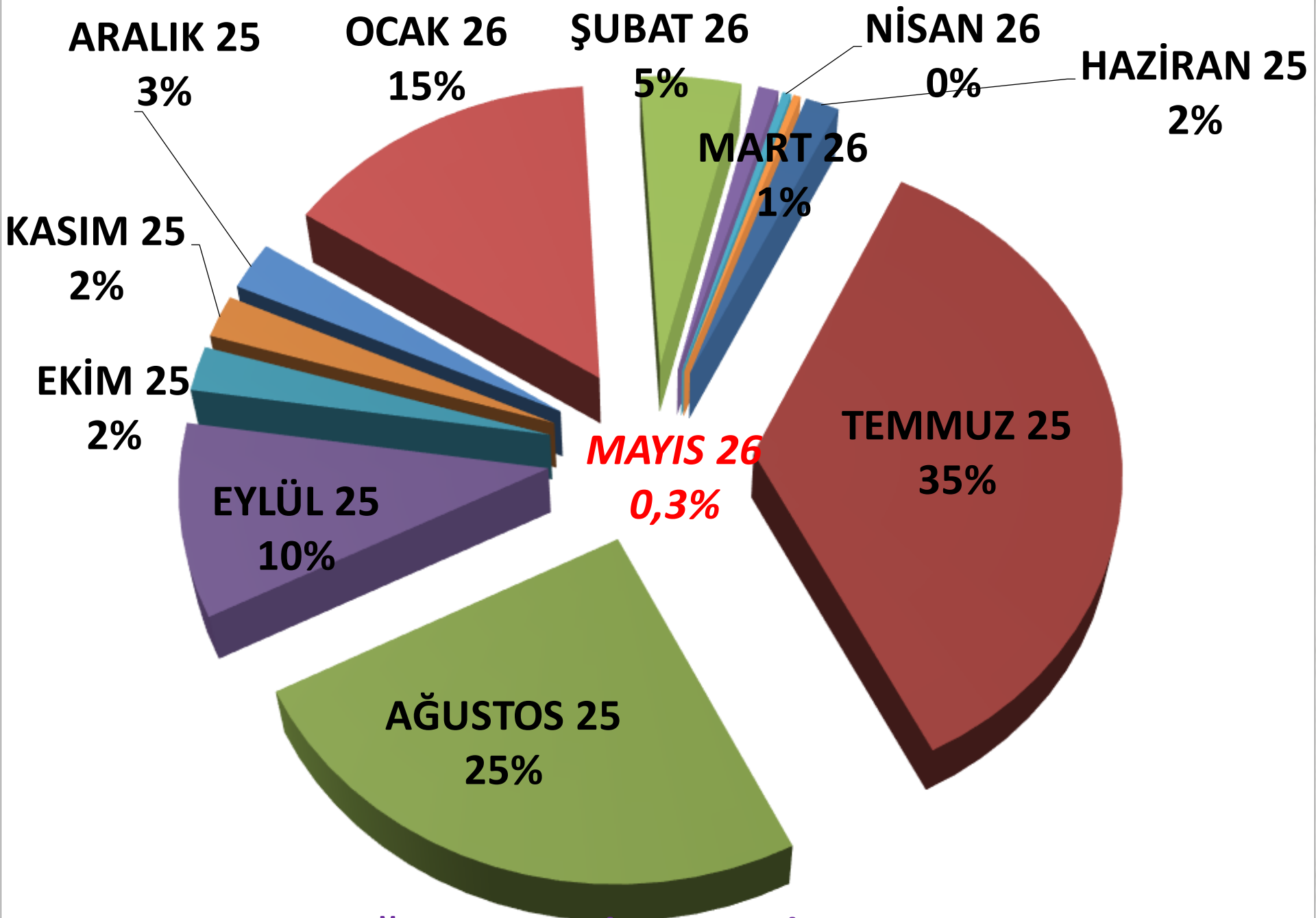
AYLIK BUĞDAY FİYAT TRENDİ (TL)



AYLIK BUĞDAY İŞLEM MİKTARI (TON)

■ MTS
■ TTS





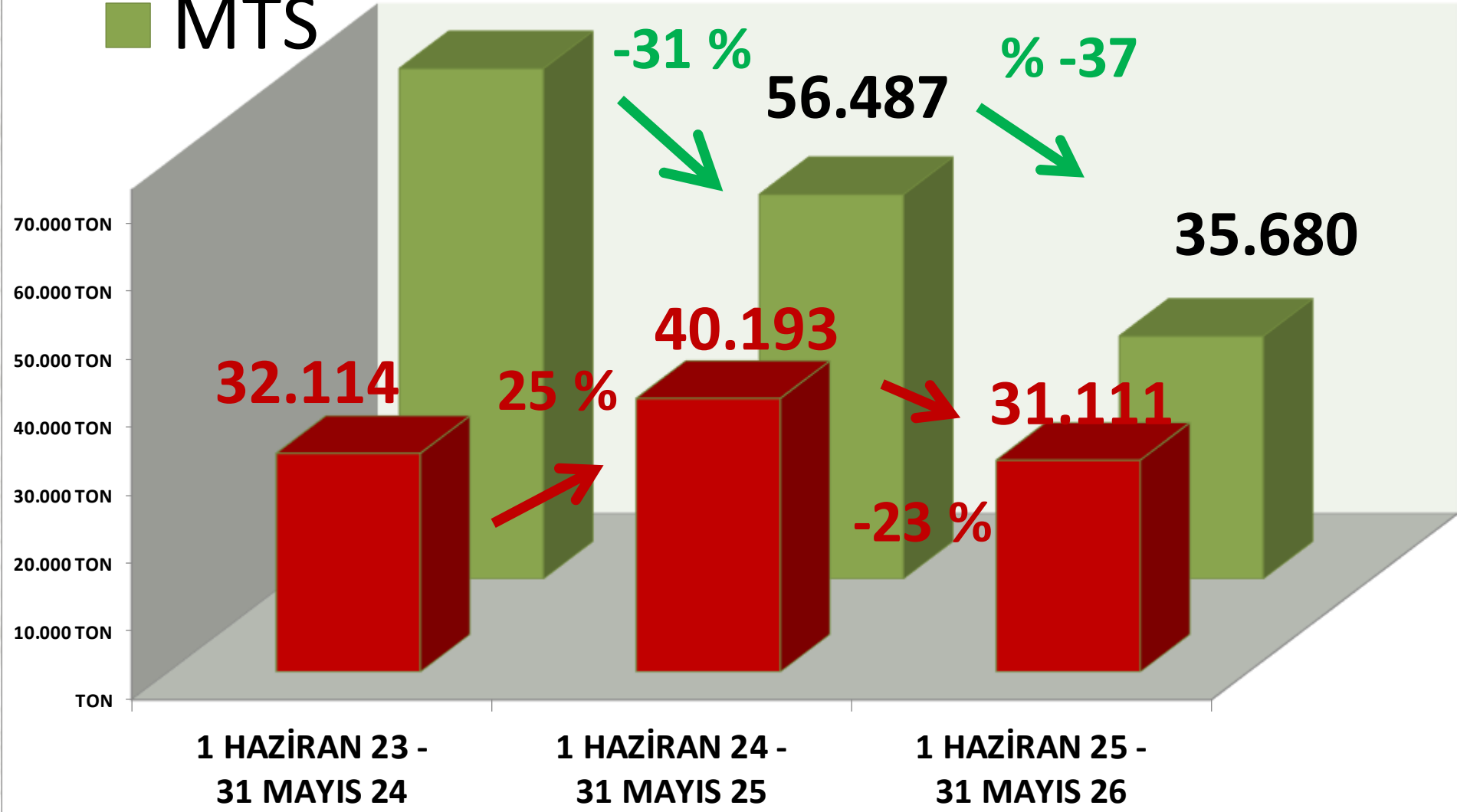
AYLIK BUĞDAY MTS İŞLEM MİKTARI ORANLARI

■ TTS

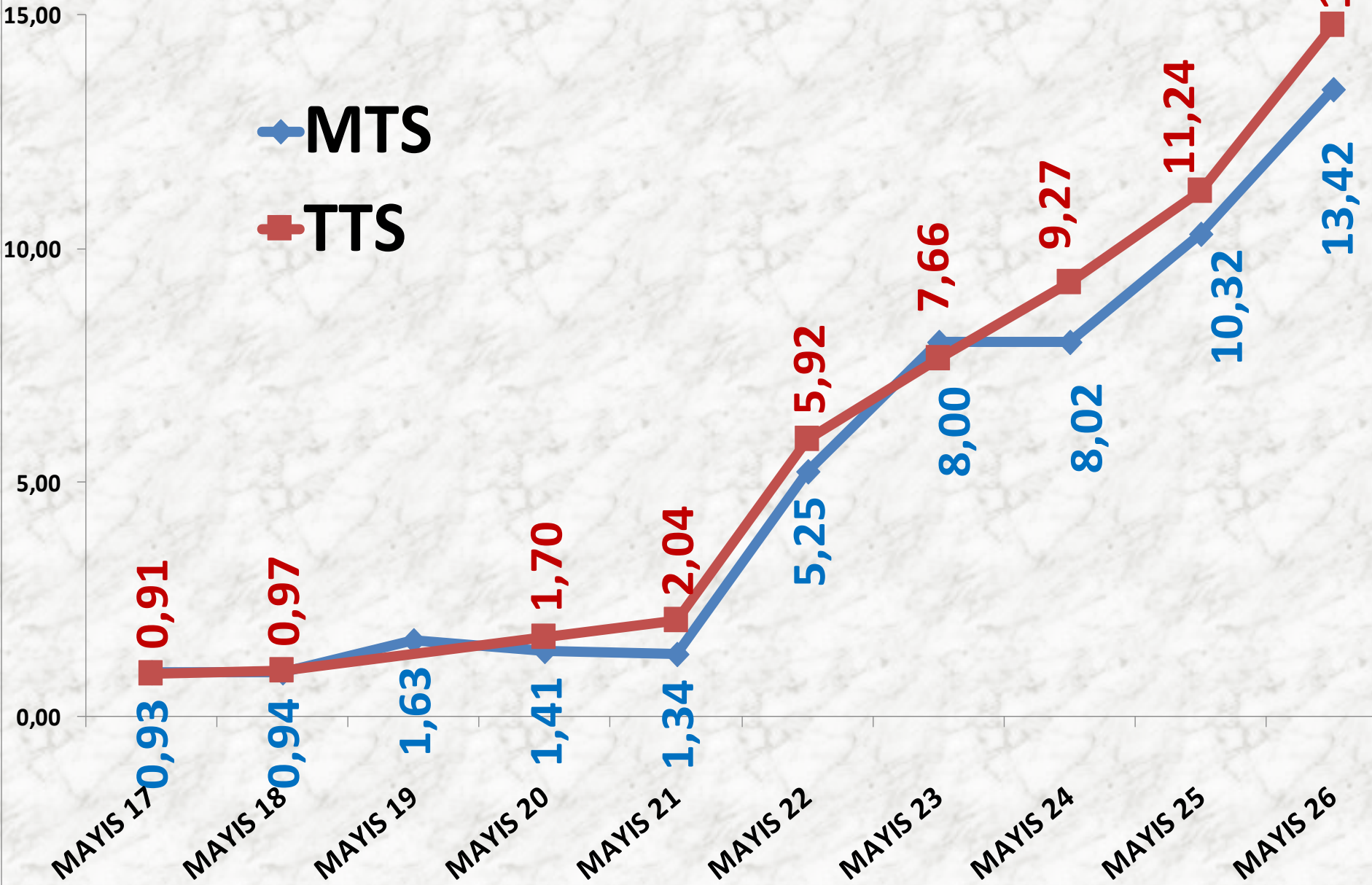
YILLIK BUĞDAY İŞLEM MİKTARI (TON)

81.347

■ MTS



MAYIS AYLARI BUĞDAY FİYAT TRENDİ (TL)



MISIR DANE

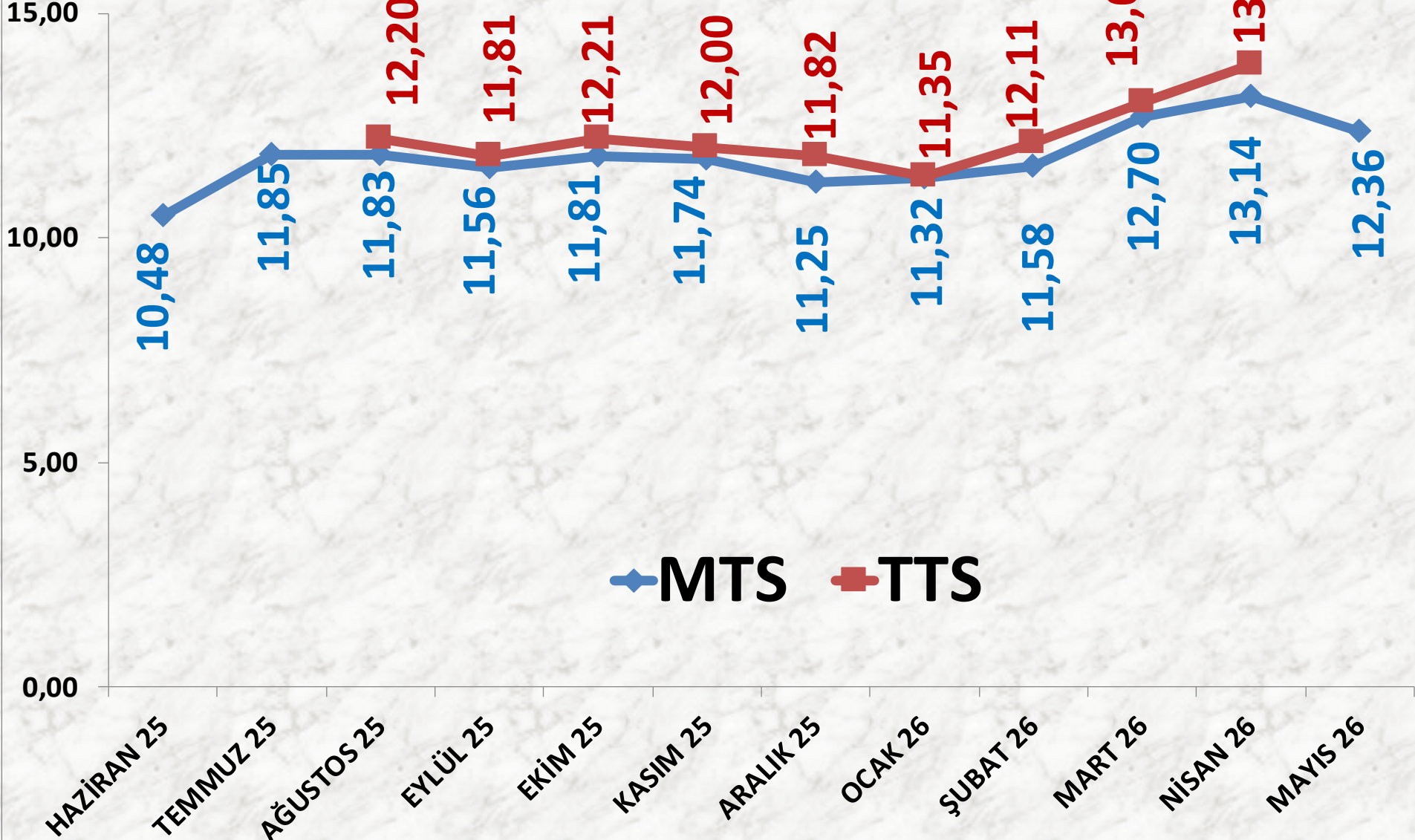
İŞLEM MİKTARI TON	2024 MAYIS	2025 MAYIS		2026 MAYIS	
MTS	342 TON	27%	434 TON	-77%	99 TON
TTS	194 TON	-	0	-	0

EN AZ FİYAT	2024 MAYIS	2025 MAYIS		2026 MAYIS	
MTS	7,25 TL	-3%	7,00 TL	59%	11,13 TL
TTS	8,00 TL	-	-	-	-

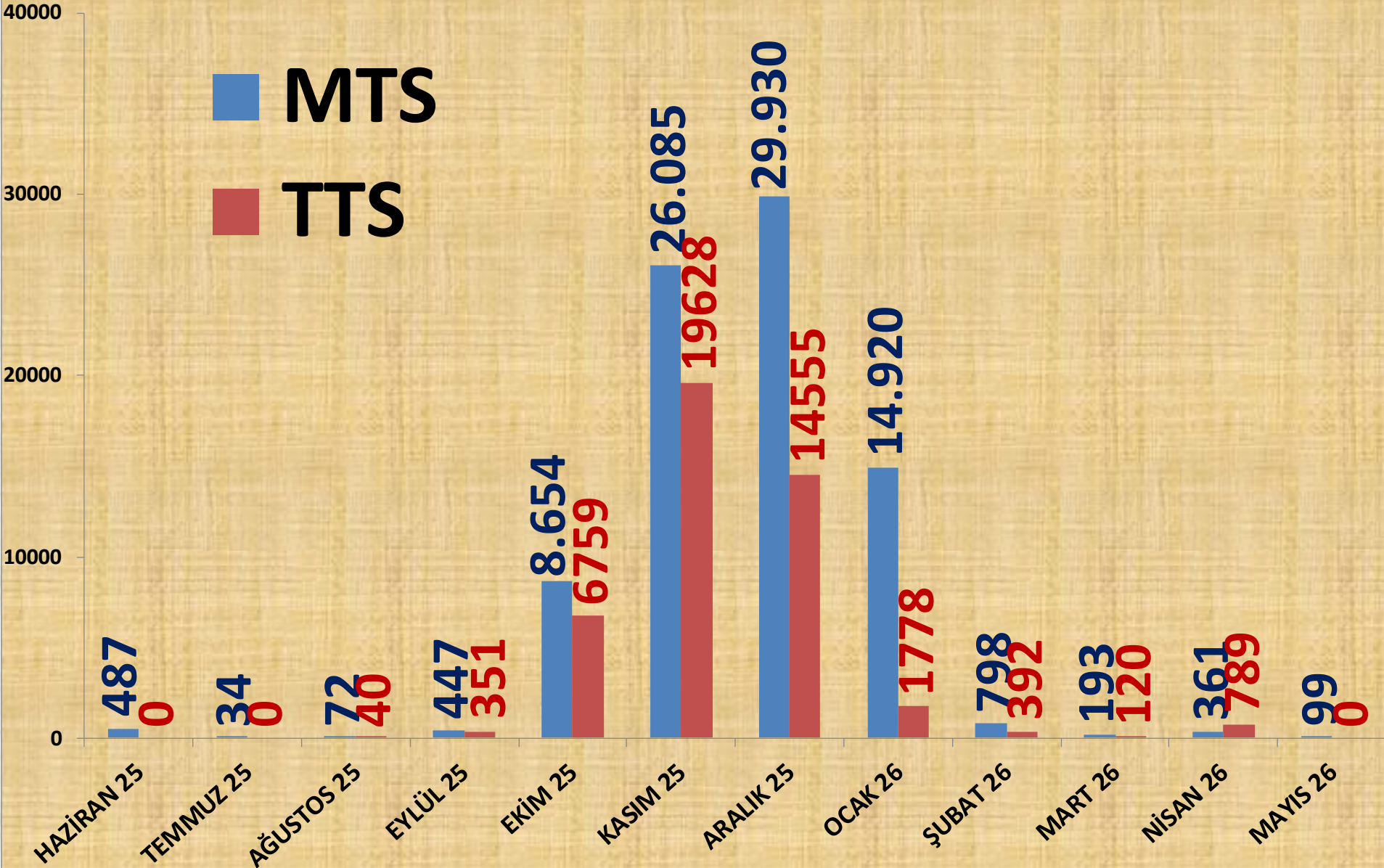
EN ÇOK FİYAT	2024 MAYIS	2025 MAYIS		2026 MAYIS	
MTS	8,16 TL	46%	11,89 TL	18%	14,00 TL
TTS	9,00 TL	-	-	-	-

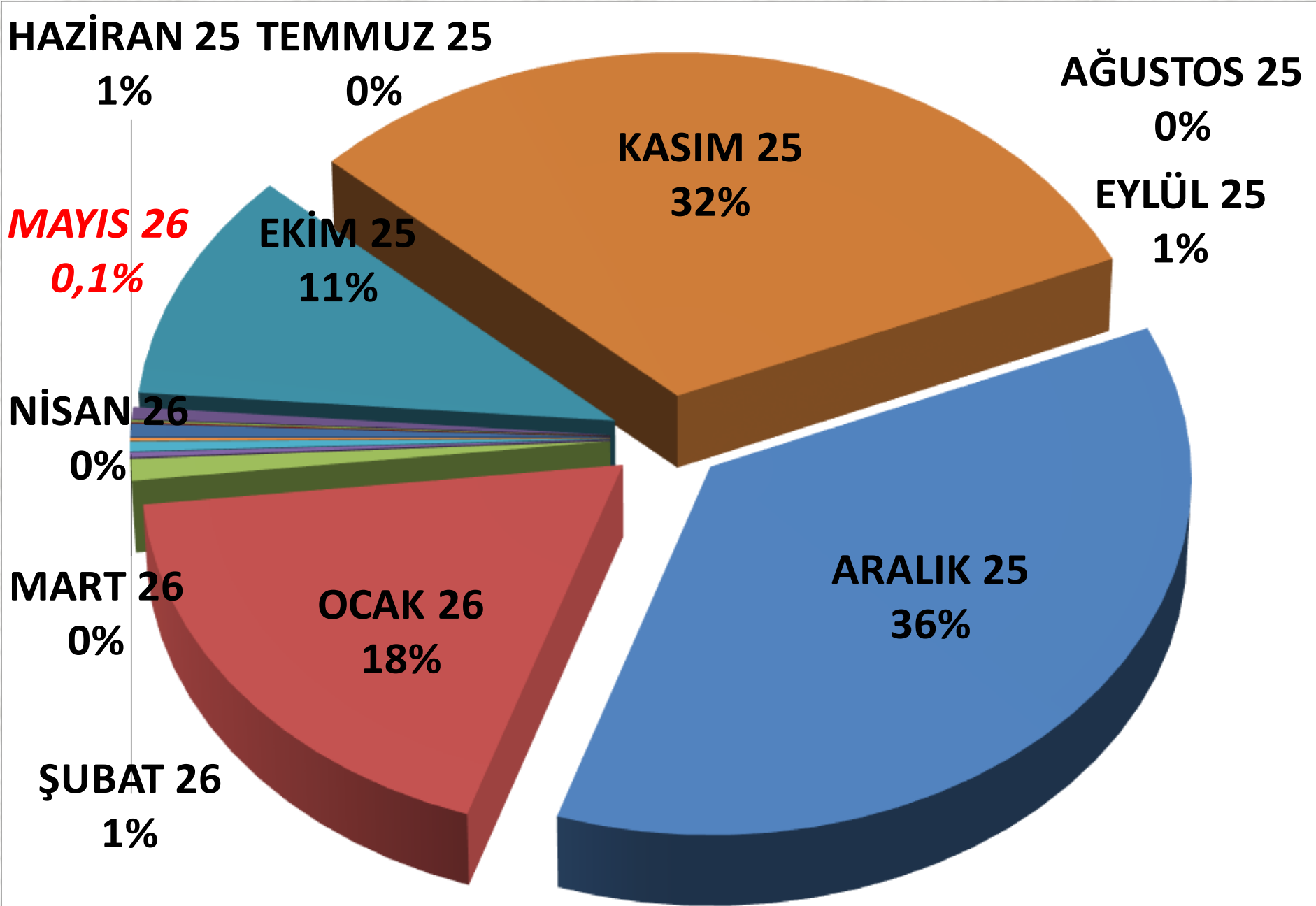
ORTALAMA FİYAT	2024 MAYIS	2025 MAYIS		2026 MAYIS	
MTS	8,64 TL	13%	9,73 TL	27%	12,36 TL
TTS	8,41 TL	-	-	-	-

AYLIK MISIR DANE FİYAT TRENDİ (TL)



AYLIK MISIR DANE İŞLEM MİKTARI (TON)





AYLIK MISIR DANE MTS İŞLEM MİKTARI ORANLARI

MISIR ÇEREZLİK

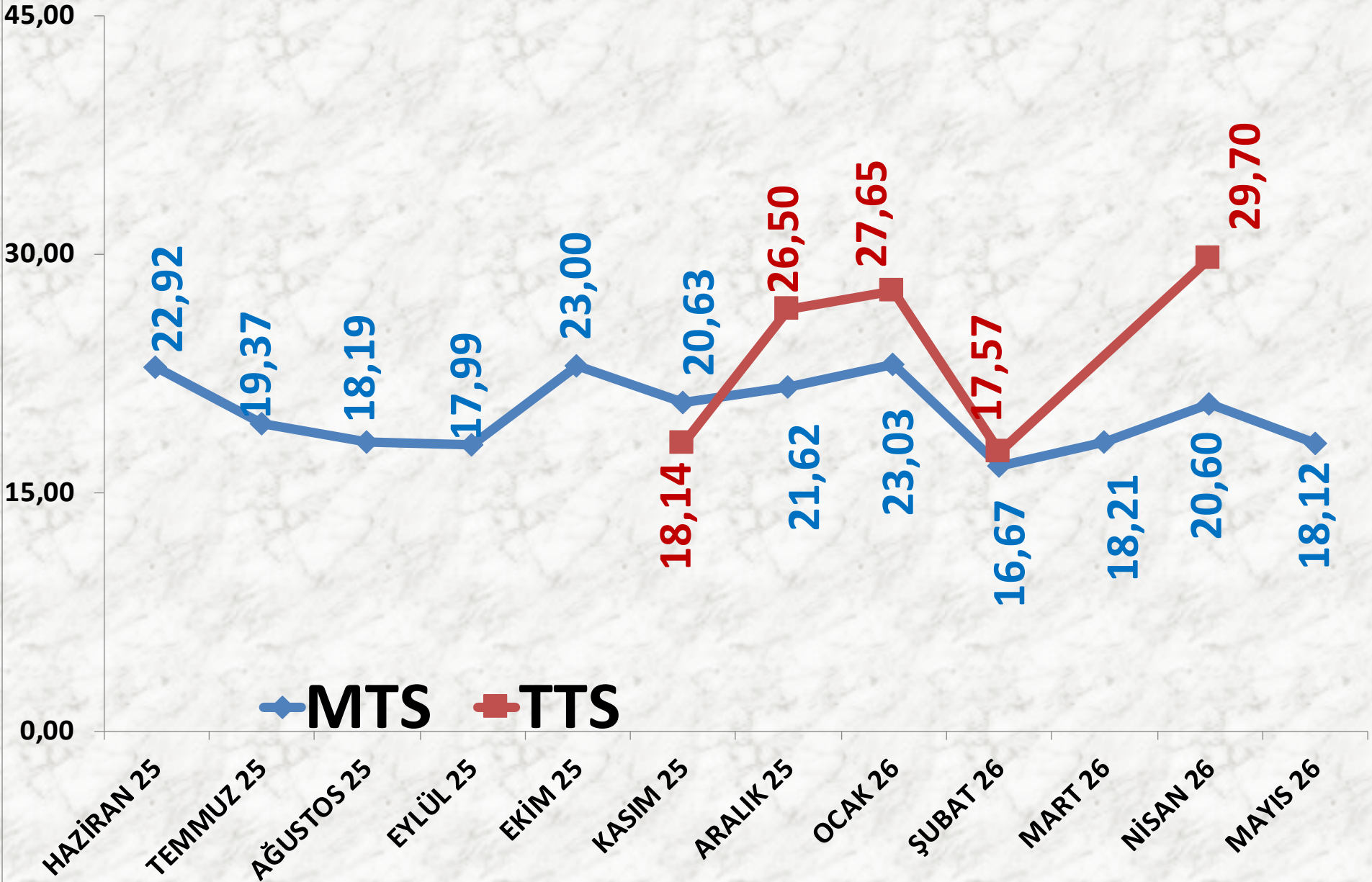
İŞLEM MİKTARI TON	2024 MAYIS	2025 MAYIS		2026 MAYIS	
MTS	75 TON	864%	727 TON	77%	1.285 TON
TTS	0	-	1.222 TON	-	0

EN AZ FİYAT	2023 KASIM	2024 KASIM		2025 KASIM	
MTS	7,50 TL	63%	12,25 TL	44%	17,60 TL
TTS	9,30 TL	55%	14,38 TL	8%	15,60 TL

EN ÇOK FİYAT	2024 MAYIS	2025 MAYIS		2026 MAYIS	
MTS	14,00 TL	93%	27,00 TL	11%	30,00 TL
TTS	-	-	17,57 TL	-	-

ORTALAMA FİYAT	2024 MAYIS	2025 MAYIS		2026 MAYIS	
MTS	12,09 TL	58%	19,15 TL	-5%	18,12 TL
TTS	-	-	14,73 TL	-	-

AYLIK MISIR ÇEREZLİK FİYAT TRENDİ (TL)



AYLIK MISIR ÇEREZLİK İŞLEM MİKTARI (TON)

■ MTS

■ TTS

10000

0

HAZİRAN 25

716

0

TEMMUZ 25

1.445

0

AĞUSTOS 25

223

0

EYLÜL 25

149

0

EKİM 25

110

0

KASIM 25

650

917

ARALIK 25

1.229

687

OCAK 26

2.260

1076

ŞUBAT 26

1.398

141

MART 26

482

0

NISAN 26

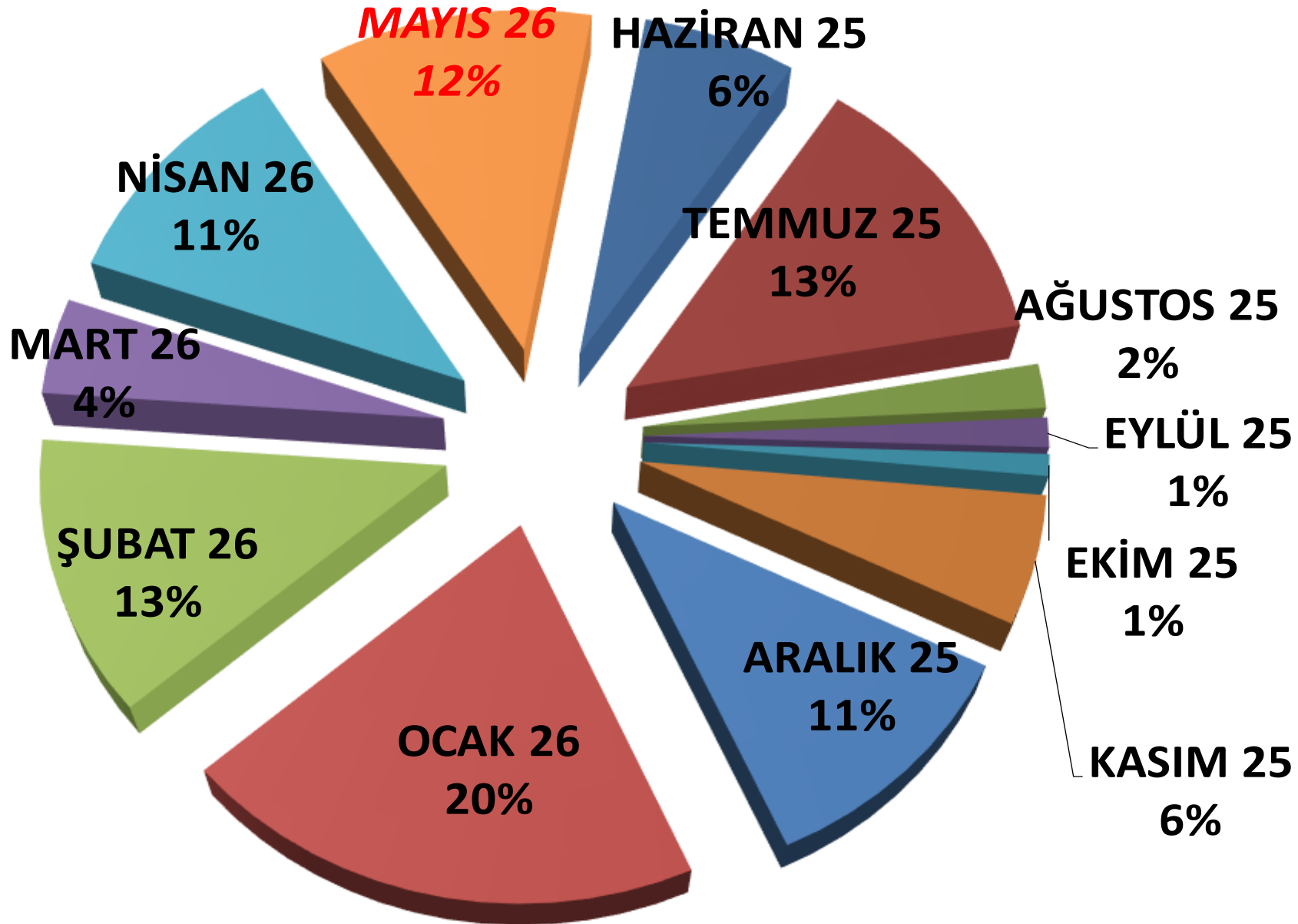
1.202

278

MAYIS 26

1.285

0



AYLIK MISIR ÇEREZLİK MTS İŞLEM MİKTARI ORANLARI

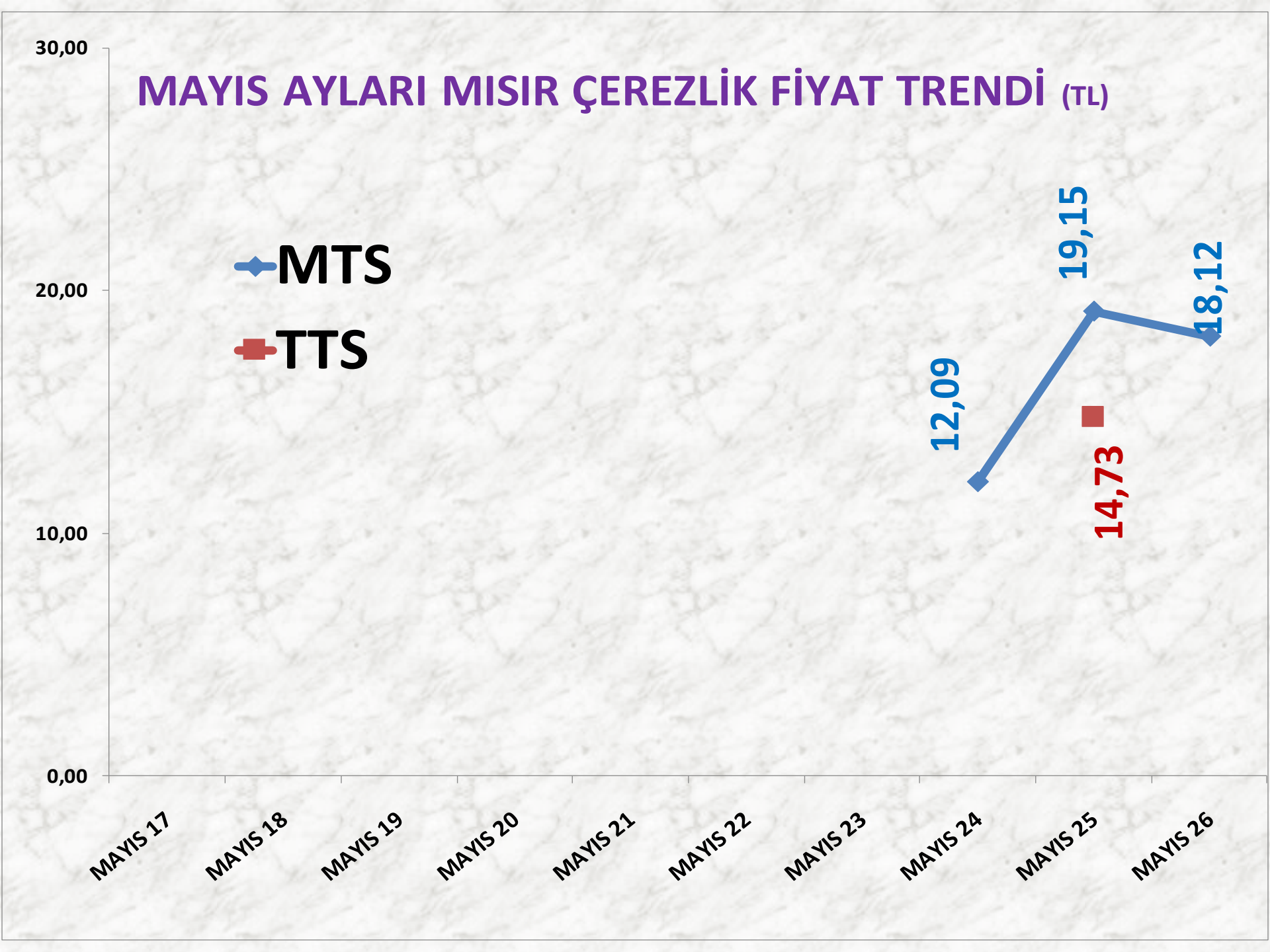
MAYIS AYLARI MISIR ÇEREZLİK FİYAT TRENDİ (TL)

◆ MTS
■ TTS

30,00
20,00
10,00
0,00

MAYIS 17 MAYIS 18 MAYIS 19 MAYIS 20 MAYIS 21 MAYIS 22 MAYIS 23 MAYIS 24 MAYIS 25 MAYIS 26

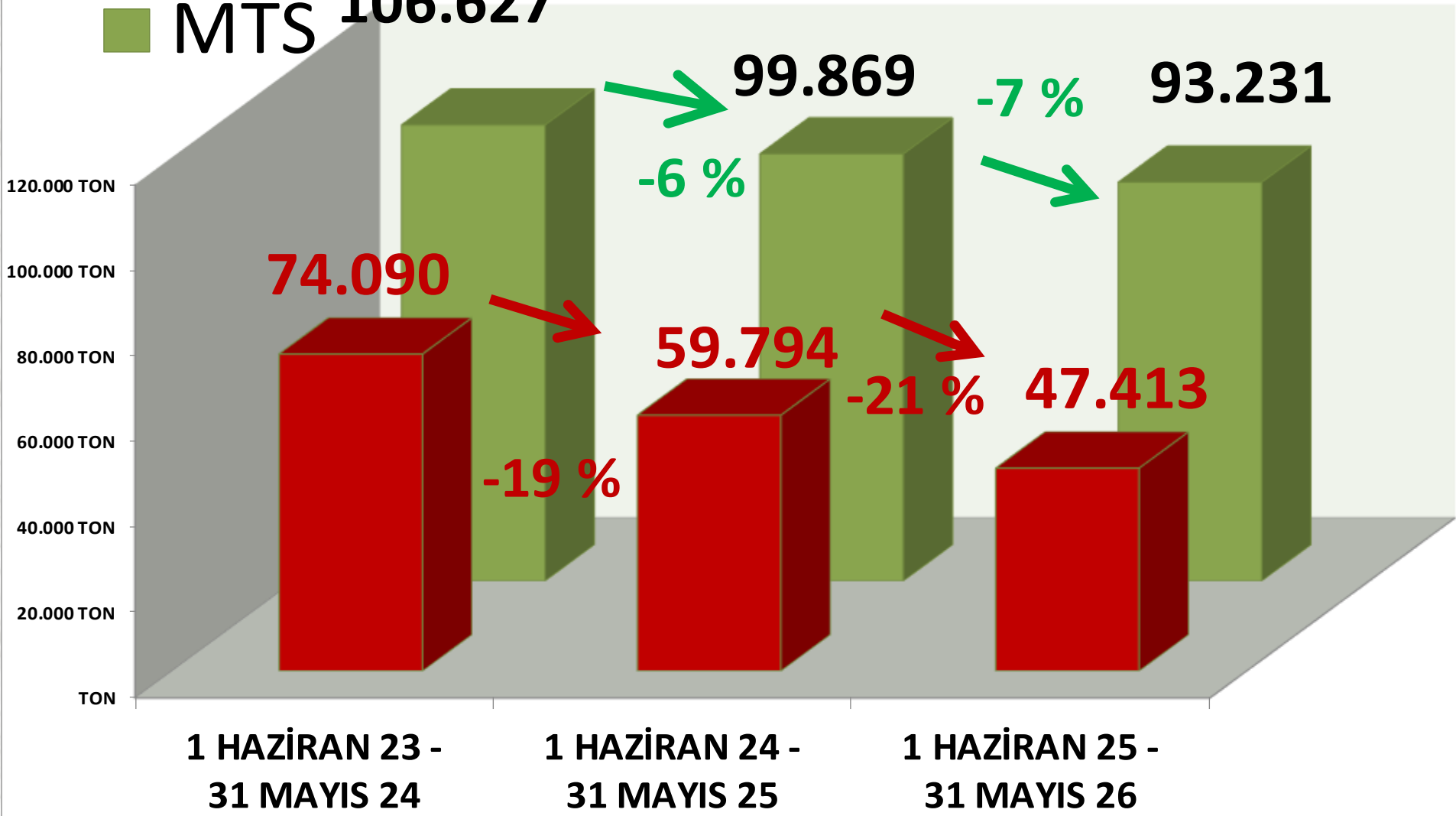
12,09
19,15
14,73
18,12



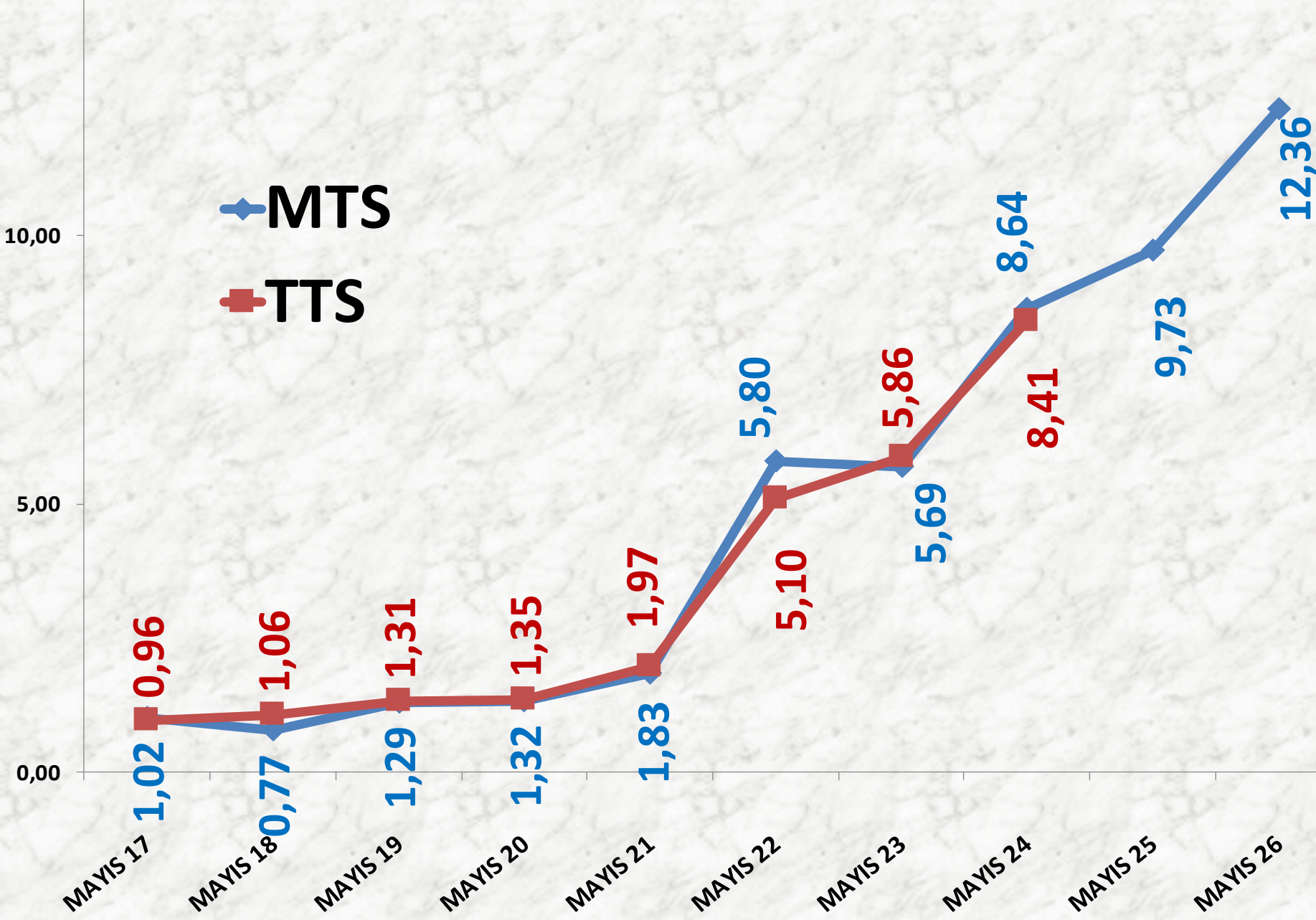
■ TTS

YILLIK MISIR DANE İŞLEM MİKTARI (TON)

■ MTS 106.627



MAYIS AYLARI MISIR DANE FİYAT TRENDİ (TL)



NOHUT

İŞLEM MİKTARI TON	2024 MAYIS	2025 MAYIS		2026 MAYIS	
MTS	251 TON	22%	306 TON	127%	693 TON
TTS	54 TON	-82%	10 TON	-	0

EN AZ FİYAT	2024 MAYIS	2025 MAYIS		2026 MAYIS	
MTS	20,00 TL	90%	38,00 TL	-32%	25,80 TL
TTS	33,00 TL	-58%	14,00 TL	-	-

EN ÇOK FİYAT	2024 MAYIS	2025 MAYIS		2026 MAYIS	
MTS	75,75 TL	-2%	74,00 TL	35%	100,00 TL
TTS	49,50 TL	-43%	28,00 TL	-	-

ORTALAMA FİYAT	2024 MAYIS	2025 MAYIS		2026 MAYIS	
MTS	52,73 TL	5%	55,20 TL	32%	73,01 TL
TTS	38,64 TL	-36%	24,83 TL	-	-

NOHUT DOĞAL

İŞLEM MİKTARI TON	2024 MAYIS	2025 MAYIS		2026 MAYIS	
MTS	73 TON	95%	142 TON	70%	242 TON
TTS	54 TON	-	0	-	0

EN AZ FİYAT	2024 MAYIS	2025 MAYIS		2026 MAYIS	
MTS	45,00 TL	-16%	38,00 TL	43%	54,50 TL
TTS	33,00 TL	-	-	-	-

EN ÇOK FİYAT	2024 MAYIS	2025 MAYIS		2026 MAYIS	
MTS	46,50 TL	3%	48,00 TL	46%	70,00 TL
TTS	49,50 TL	-	-	-	-

ORTALAMA FİYAT	2024 MAYIS	2025 MAYIS		2026 MAYIS	
MTS	46,02 TL	-5%	43,57 TL	47%	63,87 TL
TTS	38,64 TL	-	-	-	-

NOHUT - ELENMİŞ

İŞLEM MİKTARI TON	2024 MAYIS	2025 MAYIS		2026 MAYIS	
MTS	164 TON	-1%	163 TON	143%	397 TON
TTS	0	-	0	-	0

EN AZ FİYAT	2024 MAYIS	2025 MAYIS		2026 MAYIS	
MTS	51,93 TL	12%	58,00 TL	22%	71,00 TL
TTS	-	-	-	-	-

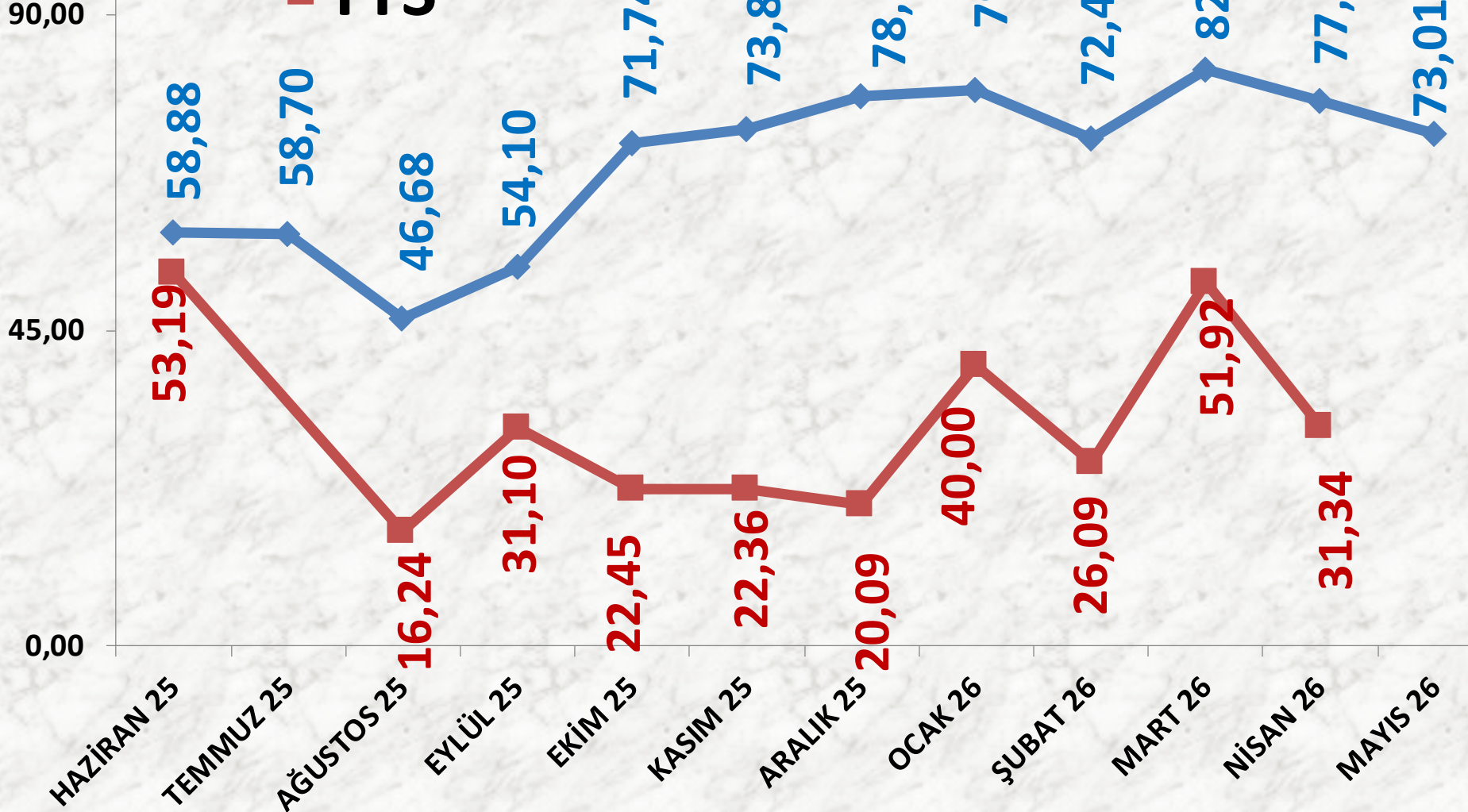
EN ÇOK FİYAT	2024 MAYIS	2025 MAYIS		2026 MAYIS	
MTS	75,75 TL	-2%	74,00 TL	35%	100,00 TL
TTS	-	-	-	-	-

ORTALAMA FİYAT	2024 MAYIS	2025 MAYIS		2026 MAYIS	
MTS	58,36 TL	12%	65,32 TL	29%	84,39 TL
TTS	-	-	-	-	-

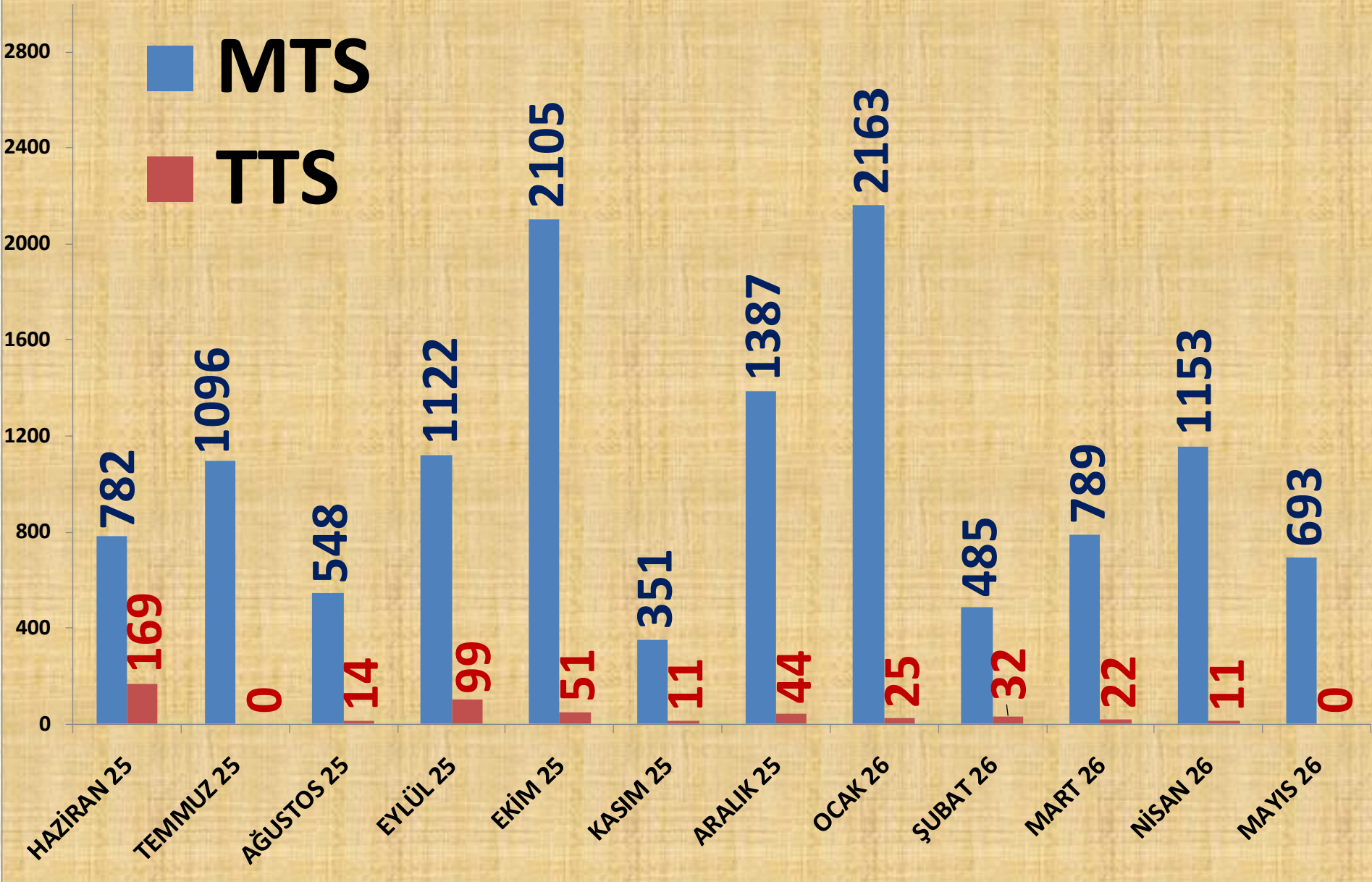
AYLIK NOHUT FİYAT TRENDİ (TL)

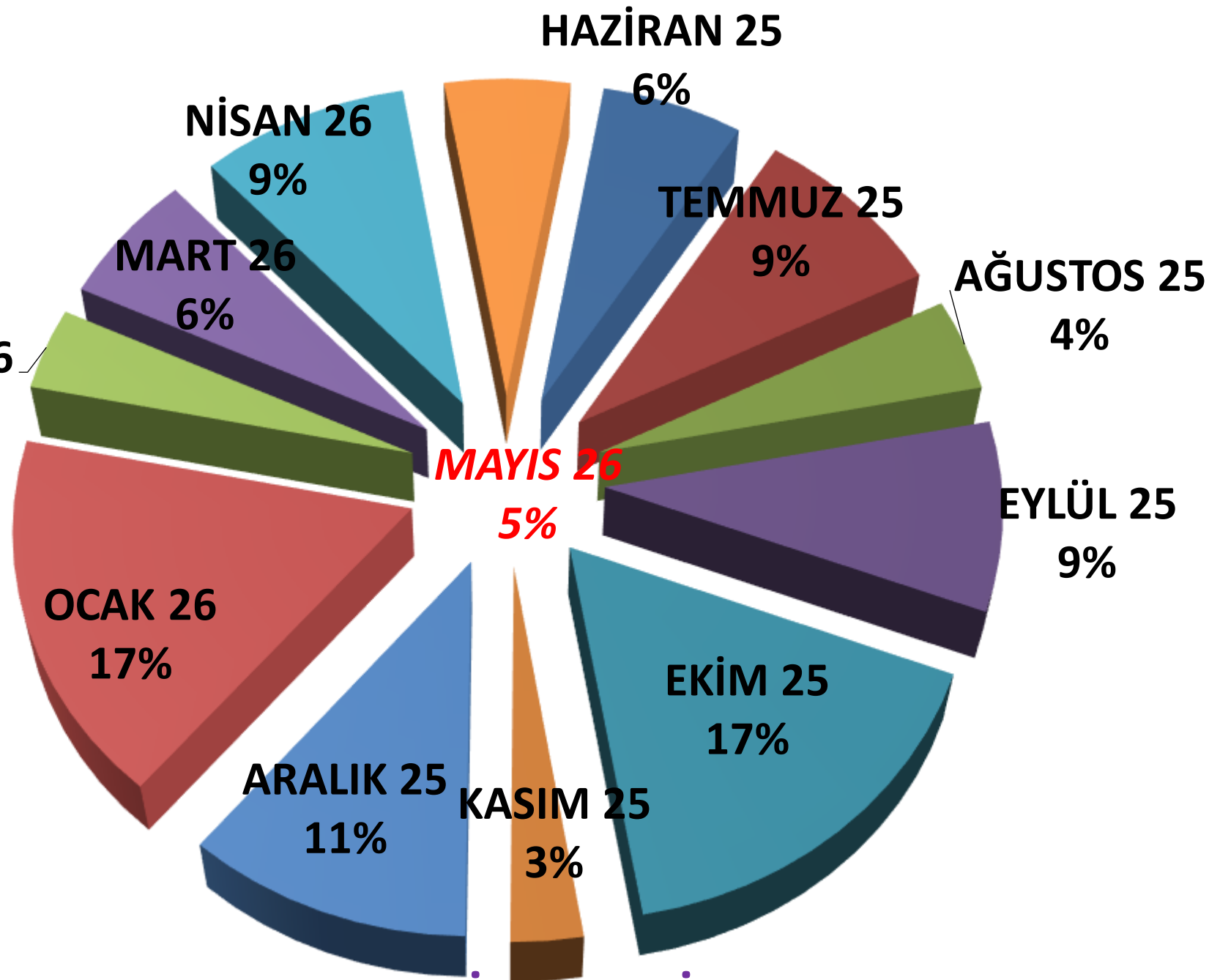
◆ MTS

■ TTS



AYLIK NOHUT İŞLEM MİKTARI (TON)



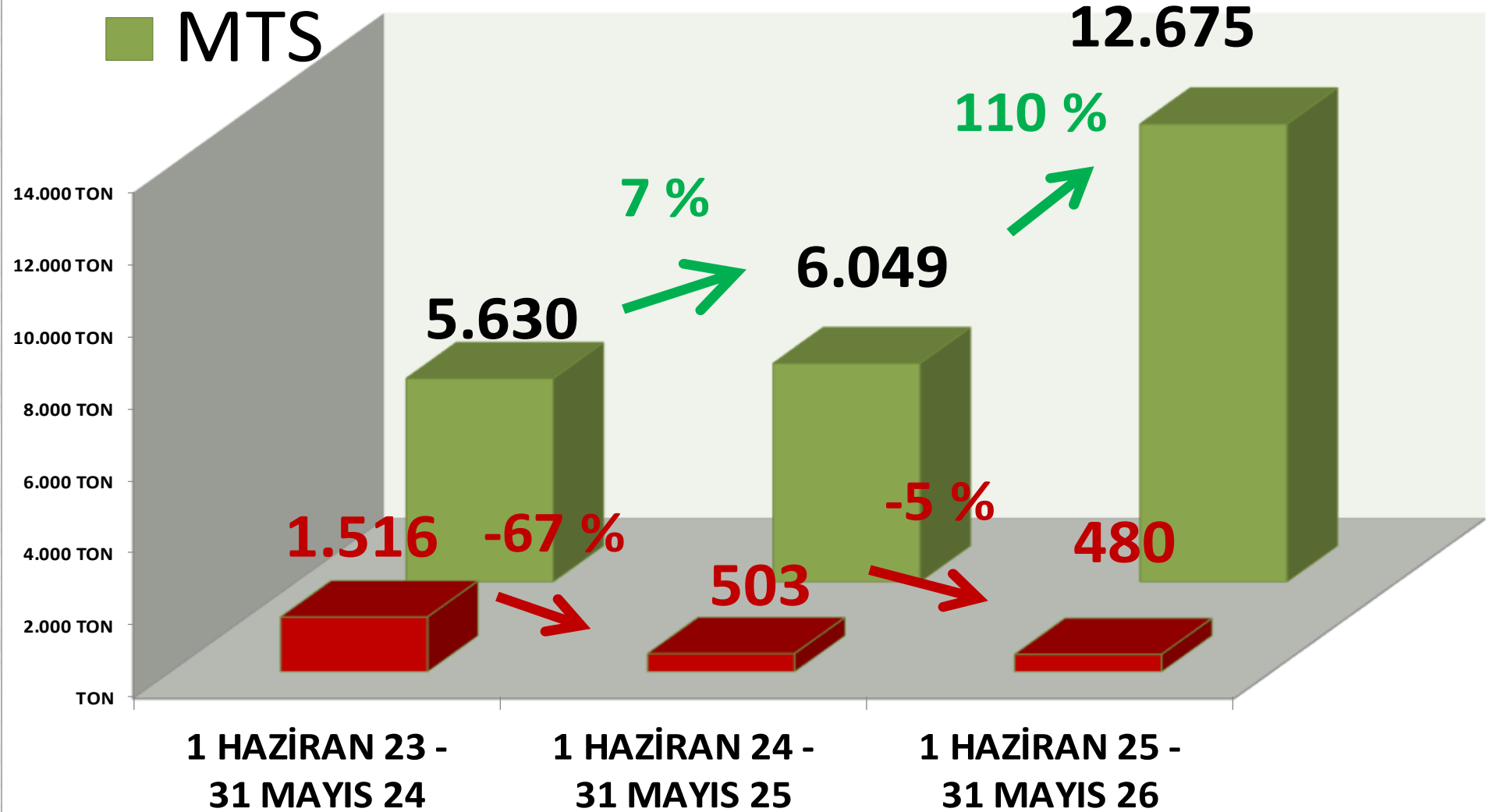


AYLIK NOHUT MTS İŞLEM MİKTARI ORANLARI

■ TTS

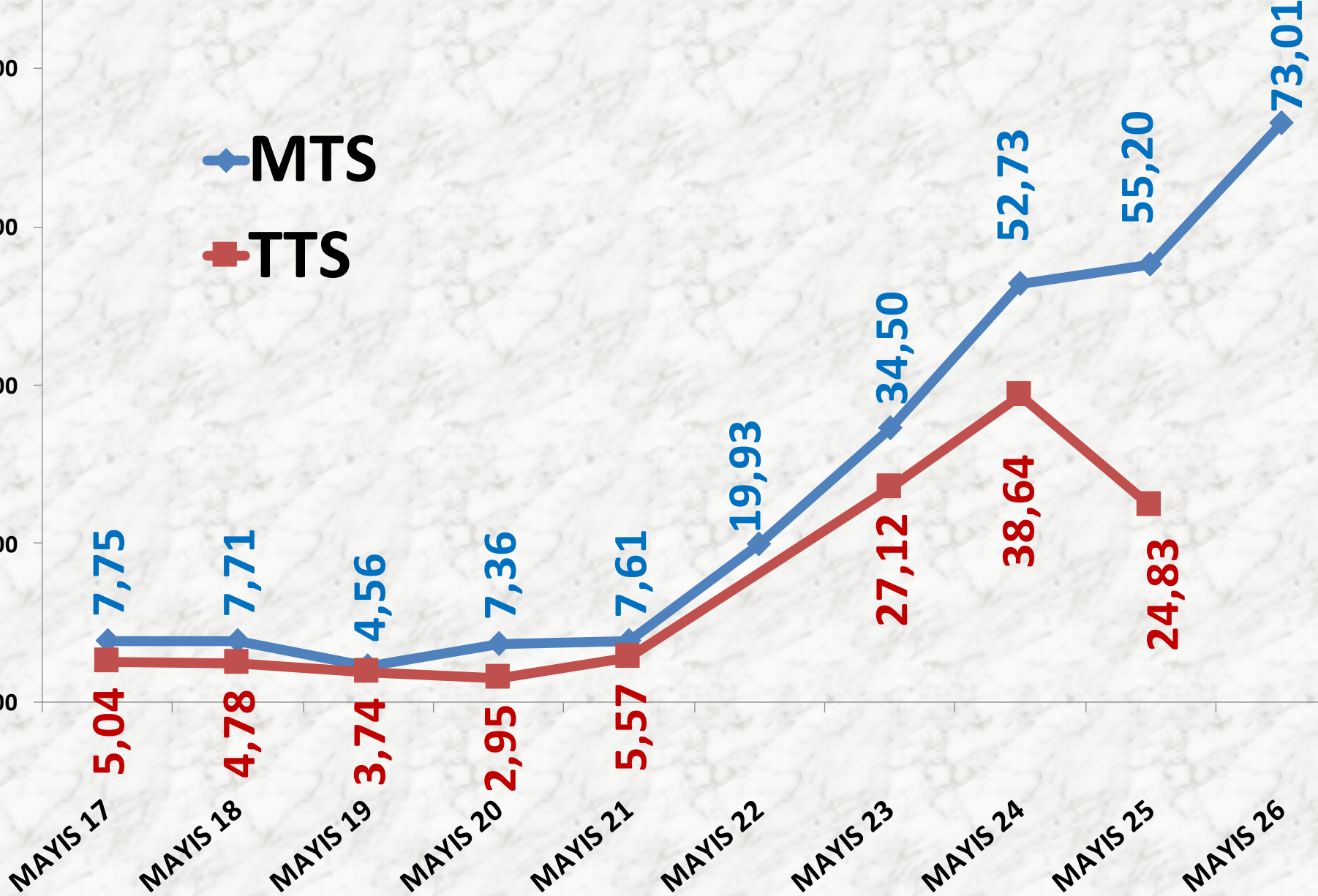
YILLIK NOHUT İŞLEM MİKTARI (TON)

■ MTS



MAYIS AYLARI NOHUT FİYAT TRENDİ (TL)

◆ MTS
■ TTS



BEYAZ LEBLEBİ

LEBLEBİ BEYAZ 8,50 mm

İŞLEM MİKTARI TON	2024 MAYIS	2025 MAYIS		2026 MAYIS	
	TTS	3 TON	8%	4 TON	278%

LEBLEBİ BEYAZ 9 mm

İŞLEM MİKTARI TON	2024 MAYIS	2025 MAYIS		2026 MAYIS	
	TTS	119 TON	-89%	14 TON	-100%

BEYAZ LEBLEBİ

LEBLEBİ BEYAZ 9 + 9,50 mm

İŞLEM MİKTARI TON	2024 MAYIS	2025 MAYIS		2026 MAYIS	
TTS	29 TON	123%	65 TON	-77%	15 TON

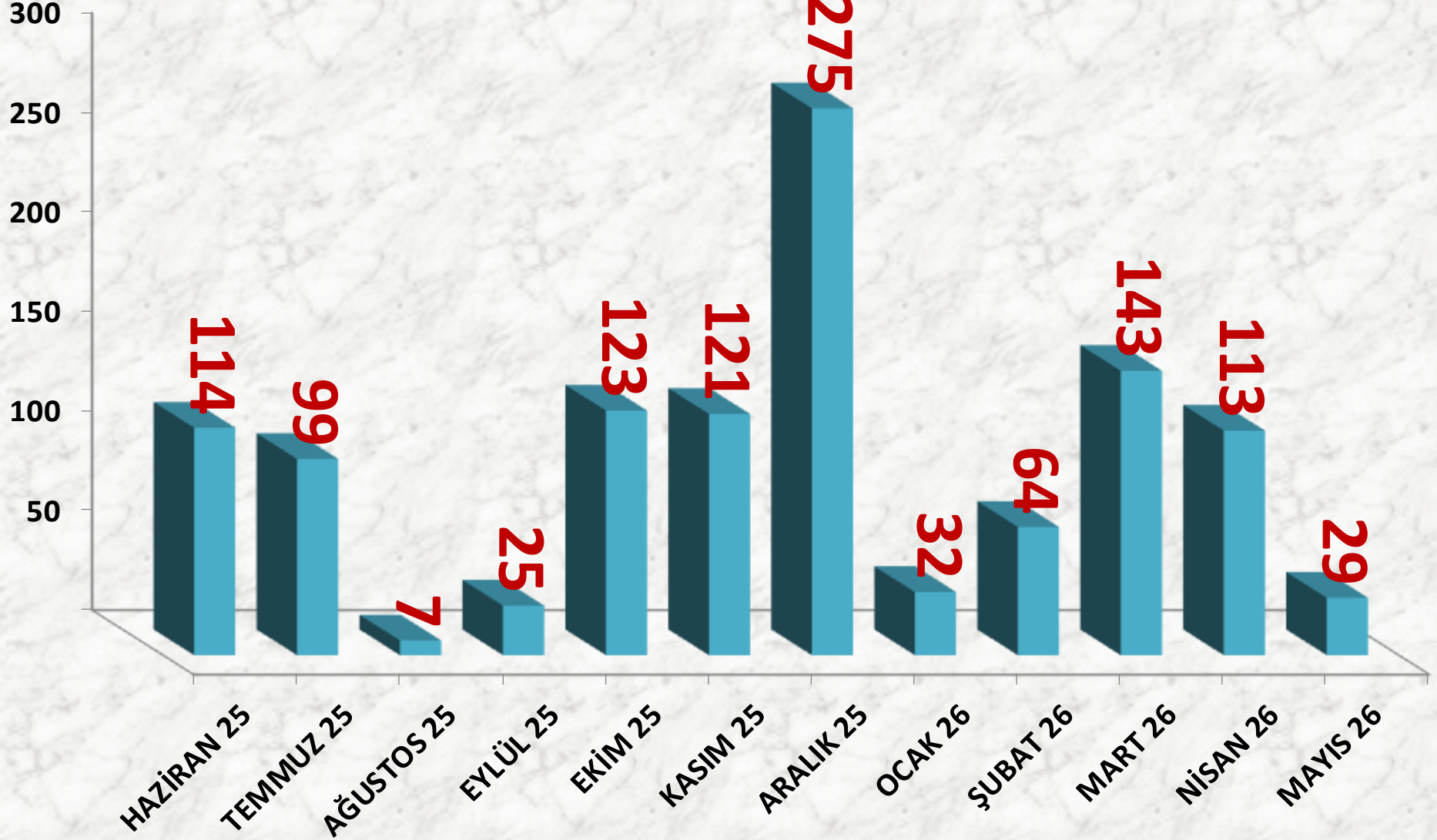
LEBLEBİ ELENTİ (Beyaz)

İŞLEM MİKTARI TON	2024 MAYIS	2025 MAYIS		2026 MAYIS	
TTS	4 TON	-88%	1 TON	-100%	0

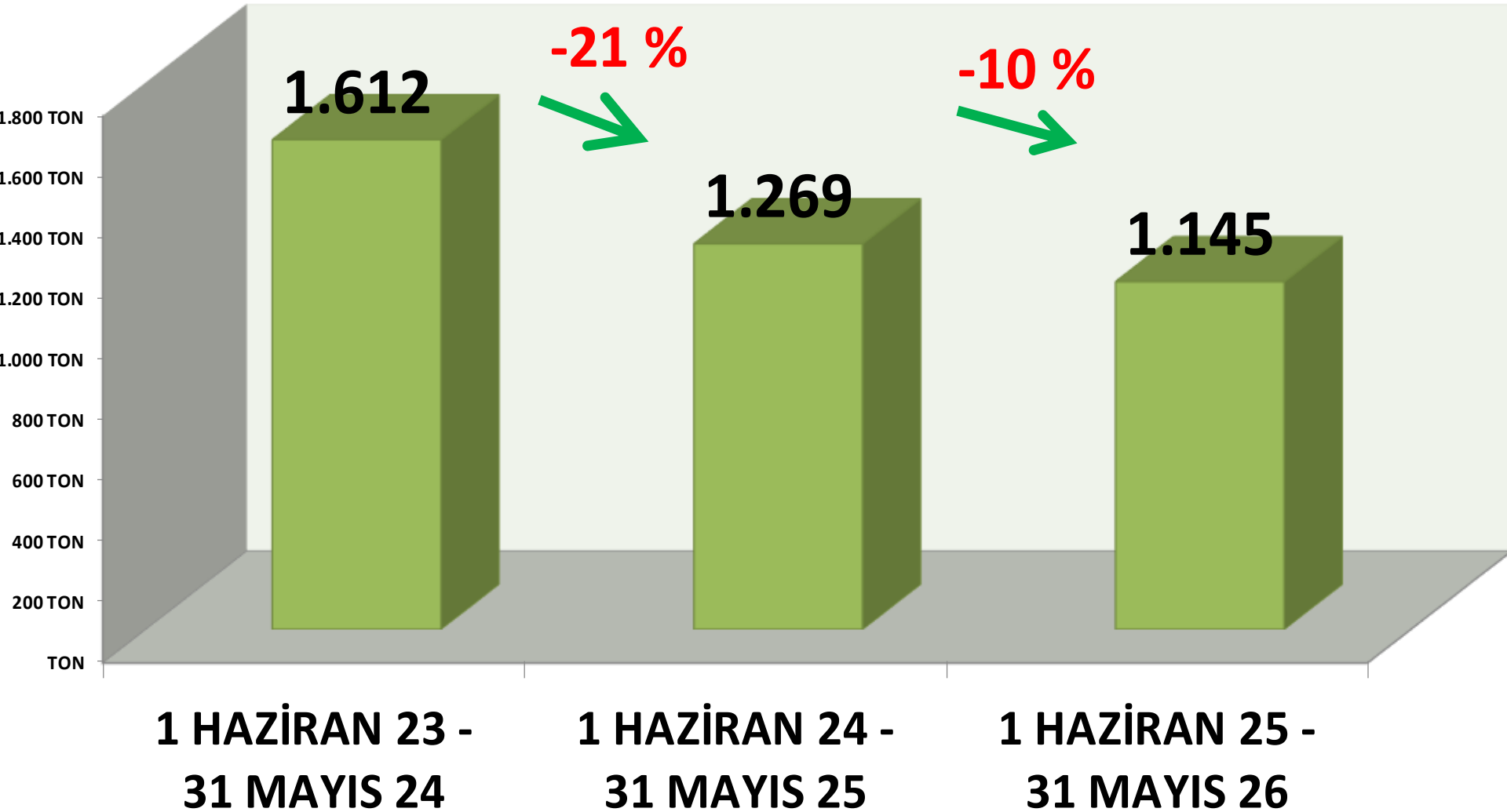
LEBLEBİ BEYAZ TOPLAM

İŞLEM MİKTARI TON	2024 MAYIS	2025 MAYIS		2026 MAYIS	
TTS	<u>156 TON</u>	-47%	<u>83 TON</u>	-65%	<u>29 TON</u>

Leblebi Beyaz İşlem Miktarı (Ton)



YILLIK TOPLAM BEYAZ LEBLEBİ İŞLEM MİKTARI (TON)



LEBLEBİ BEYAZ 8,50 mm FİYATLARI

FİYAT	2024 MAYIS	2025 MAYIS		2026 MAYIS	
EN AZ	50,50 TL	49%	75,00 TL	60%	120,00 TL
EN ÇOK	67,33 TL	34%	90,00 TL	33%	120,00 TL
ORTALAMA	52,03 TL	65%	85,60 TL	40%	120,00 TL

LEBLEBİ BEYAZ 9 mm FİYATLARI

FİYAT	2024 MAYIS	2025 MAYIS		2026 MAYIS	
EN AZ	93,00 TL	32%	122,75 TL	-	-
EN ÇOK	113,00 TL	16%	131,00 TL	-	-
ORTALAMA	103,18 TL	24%	127,45 TL	-	-

LEBLEBİ BEYAZ 9 + 9,50 mm FİYATLARI

FİYAT	2024 MAYIS	2025 MAYIS		2026 MAYIS	
EN AZ	71,29 TL	30%	93,00 TL	57%	146,00 TL
EN ÇOK	85,00 TL	41%	120,00 TL	25%	150,00 TL
ORTALAMA	80,91 TL	46%	118,14 TL	24%	146,28 TL

LEBLEBİ ELENTİ (Beyaz) Fiyatları

ORTALAMA FİYAT	2024 MAYIS	2025 MAYIS		2026 MAYIS	
	10,00 TL	500%	60,00 TL	-	-

SARI LEBLEBİ

LEBLEBİ SARI 9 mm

İŞLEM MİKT. TON	2024 MAYIS	2025 MAYIS		2026 MAYIS	
TTS	18 TON	260%	64 TON	49%	96 TON

LEBLEBİ SARI 9,50 mm

İŞLEM MİKT. TON	2024 MAYIS	2025 MAYIS		2026 MAYIS	
TTS	52 TON	77%	91 TON	-100%	0

LEBLEBİ SARI 9,75 mm

İŞLEM MİKT. TON	2024 MAYIS	2025 MAYIS		2026 MAYIS	
TTS	201 TON	-25%	151 TON	-100%	1 TON

LEBLEBİ SARI 10 mm

İŞLEM MİKT. TON	2024 MAYIS	2025 MAYIS		2026 MAYIS	
TTS	45 TON	-95%	2 TON	3097%	71 TON

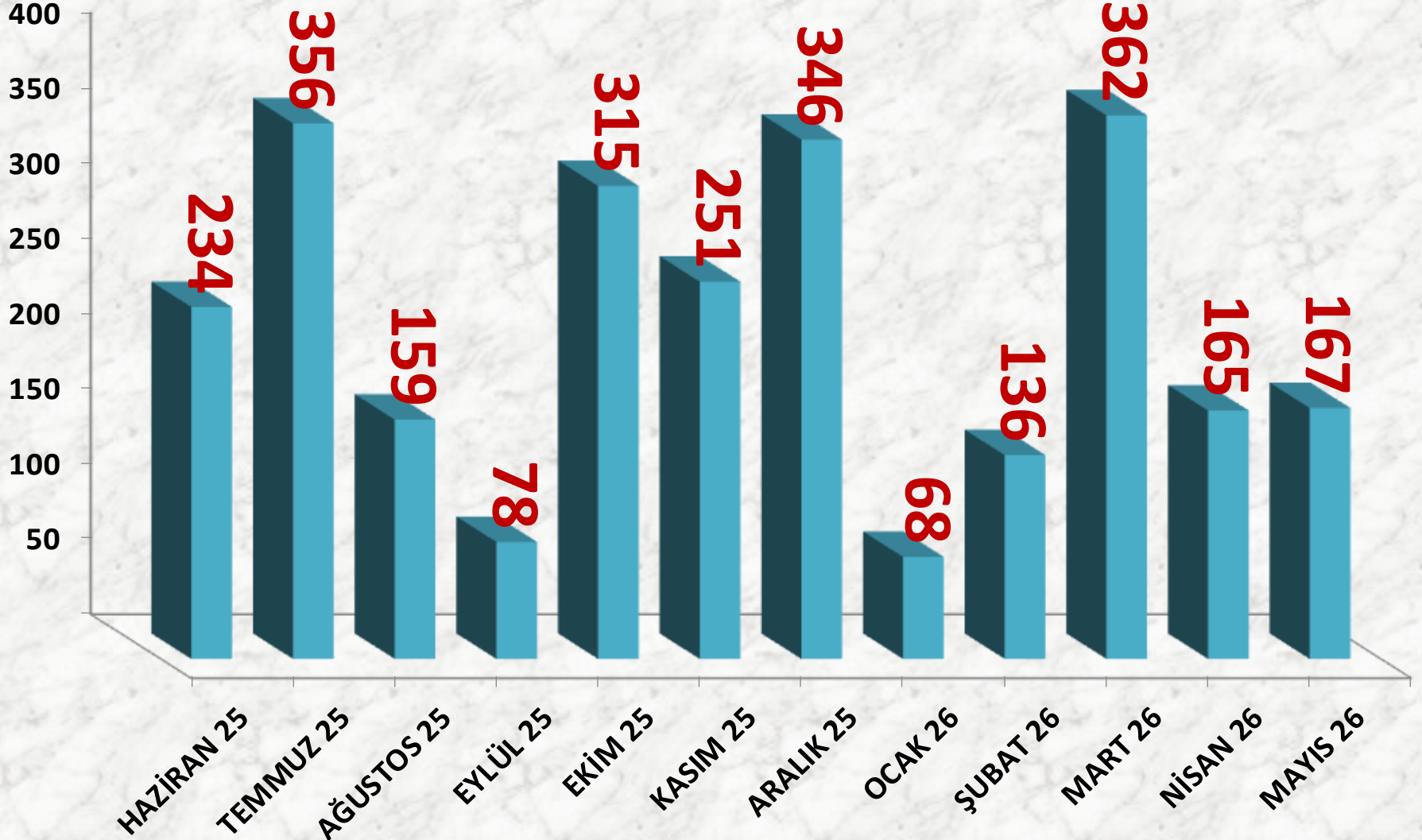
LEBLEBİ KALBURALTI (SARI)

İŞLEM MİKT. TON	2024 MAYIS	2025 MAYIS		2026 MAYIS	
TTS	7 TON	276%	25 TON	-	0

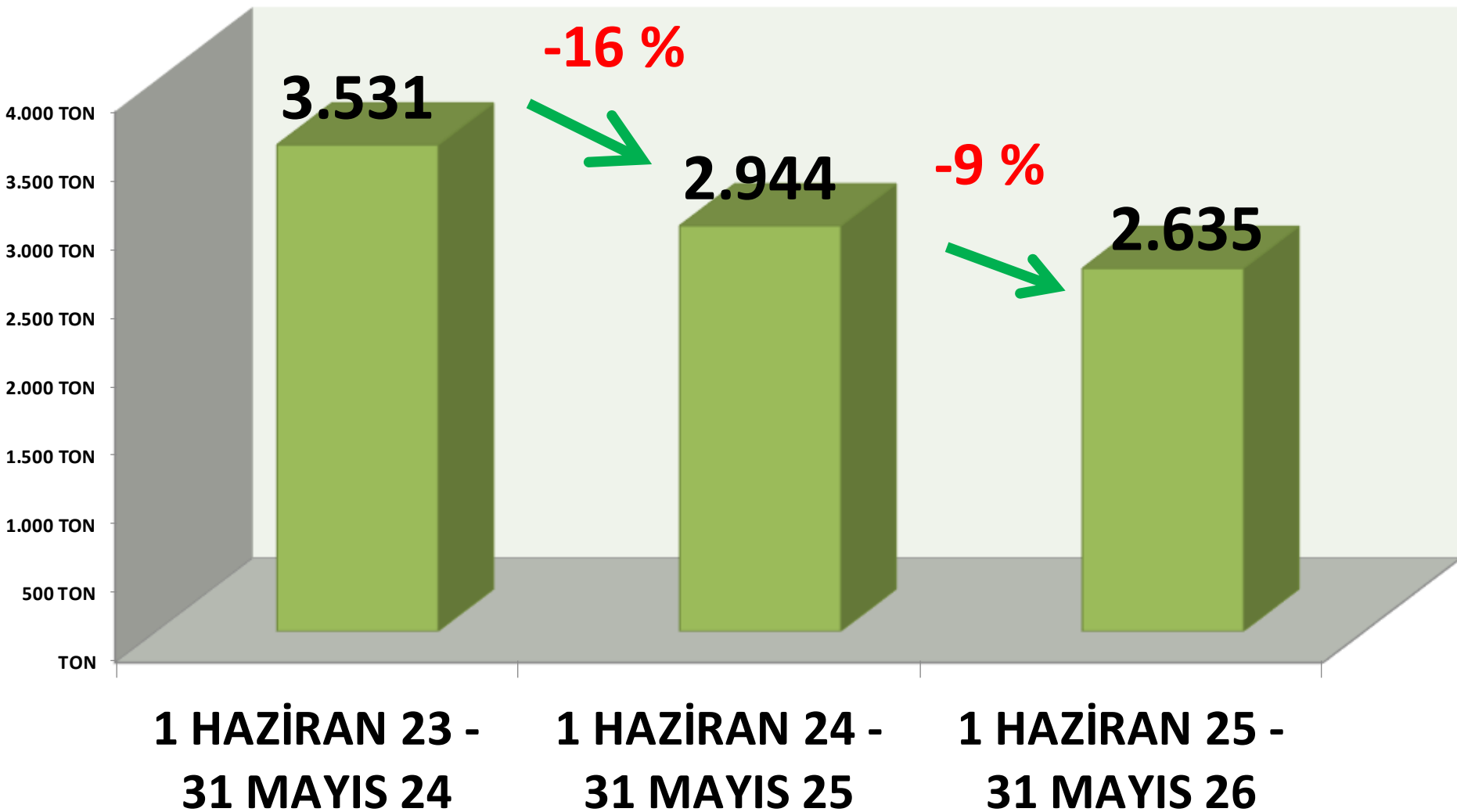
LEBLEBİ SARI TOPLAM

İŞLEM MİKT. TON	2024 MAYIS	2025 MAYIS		2026 MAYIS	
TTS	<u>322 TON</u>	4%	<u>333 TON</u>	-50%	<u>167 TON</u>

Leblebi Sarı İşlem Miktarı (Ton)



YILLIK TOPLAM SARI LEBLEBİ İŞLEM MİKTARI (TON)



LEBLEBİ SARI 9 mm FİYATLARI

	2024 MAYIS	2025 MAYIS		2026 MAYIS	
EN AZ	59,65 TL	11%	66,00 TL	44%	95,00 TL
EN ÇOK	68,00 TL	18%	80,00 TL	25%	100,00 TL
ORTALAMA	64,30 TL	10%	70,83 TL	35%	95,42 TL

LEBLEBİ SARI 9,50 mm FİYATLARI

	2024 MAYIS	2025 MAYIS		2026 MAYIS	
EN AZ	77,50 TL	10%	85,00 TL	-	-
EN ÇOK	80,00 TL	25%	100,00 TL	-	-
ORTALAMA	79,39 TL	16%	92,34 TL	-	-

LEBLEBİ SARI 9,75 mm FİYATLARI

	2024 MAYIS	2025 MAYIS		2026 MAYIS	
EN AZ	81,00 TL	23%	100,03 TL	25%	125,00 TL
EN ÇOK	90,00 TL	33%	120,00 TL	4%	125,00 TL
ORTALAMA	84,35 TL	28%	107,70 TL	16%	125,00 TL

LEBLEBİ SARI 10 mm FİYATLARI

	2024 MAYIS	2025 MAYIS		2026 MAYIS	
EN AZ	93,00 TL	30%	120,50 TL	36%	163,50 TL
EN ÇOK	100,00 TL	46%	146,00 TL	31%	191,34 TL
ORTALAMA	93,95 TL	38%	129,45 TL	27%	164,65 TL

LEBLEBİ KALBURALTI (SARI) FİYATLARI

	2024 MAYIS	2025 MAYIS		2026 MAYIS	
ORTALAMA FİYAT	32,29 TL	-38%	20,18 TL	-	-

YILLIK YURTIÇI TOPLAM LEBLEBİ İŞLEM MİKTARI

MIKTAR	1 HAZİRAN 23 - 31 MAYIS 24	1 HAZİRAN 24 - 31 MAYIS 25		1 HAZİRAN 25 - 31 MAYIS 26	
SARI	3.531 TON	-17%	2.944 TON	-10%	2.635 TON
BEYAZ	1.612 TON	-21%	1.269 TON	-10%	1.145 TON
KAPL.+KIRIK	1.967 TON	-19%	1.597 TON	-4%	1.536 TON
LEBLEBİ TOPLAM	7.110 TON	-18%	5.810 TON	-9%	5.316 TON

YILLIK TOPLAM TTS LEBLEBİ TESCİLİ



KAPL. + KIRIK



BEYAZ



SARI

40.000 TON
35.000 TON
30.000 TON
25.000 TON
20.000 TON
15.000 TON
10.000 TON
5.000 TON
TON

1 HAZİRAN 23 -
31 MAYIS 24

1967 TON
1.612 TON
3.531 TON

-14 %

1 HAZİRAN 24 -
31 MAYIS 25

1597 TON
1.269 TON
2.944 TON

-7 %

1 HAZİRAN 25 -
31 MAYIS 26

1536 TON
1.145 TON
2.635 TON

LEBLEBİ İHRACAT MİKTARLARI

2024 MAYIS

SARI LEBLEBİ	28.436 kg.
BEYAZ LEBLEBİ	2.528 kg.
KAPLAMALI LEBLEBİ	3.372 kg.
KIRIK LEBLEBİ	-
LEBLEBİ UNU	-
LEBLEBİ KALBURALTI	-
TOPLAM	34.336 kg.

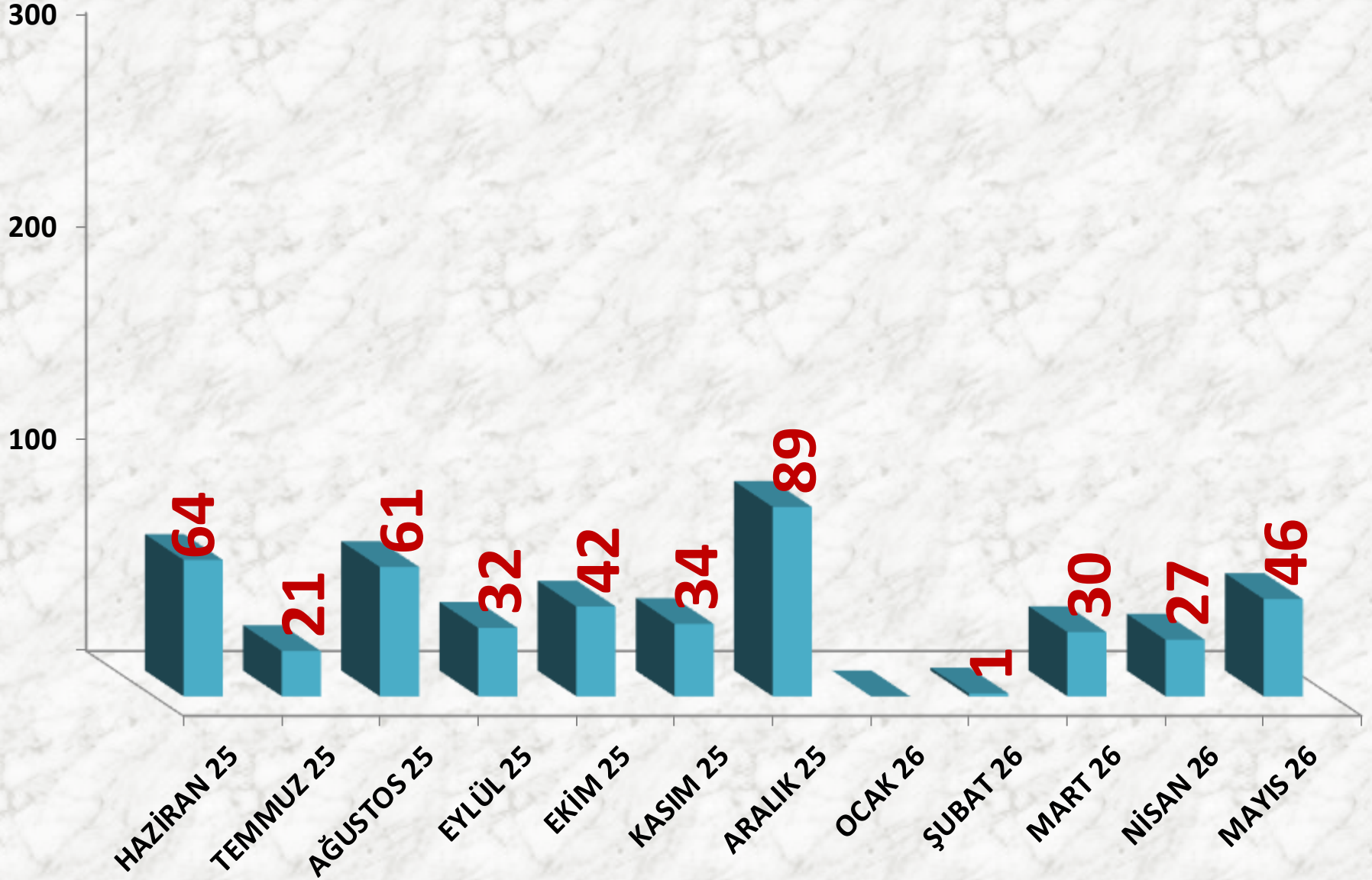
2025 MAYIS

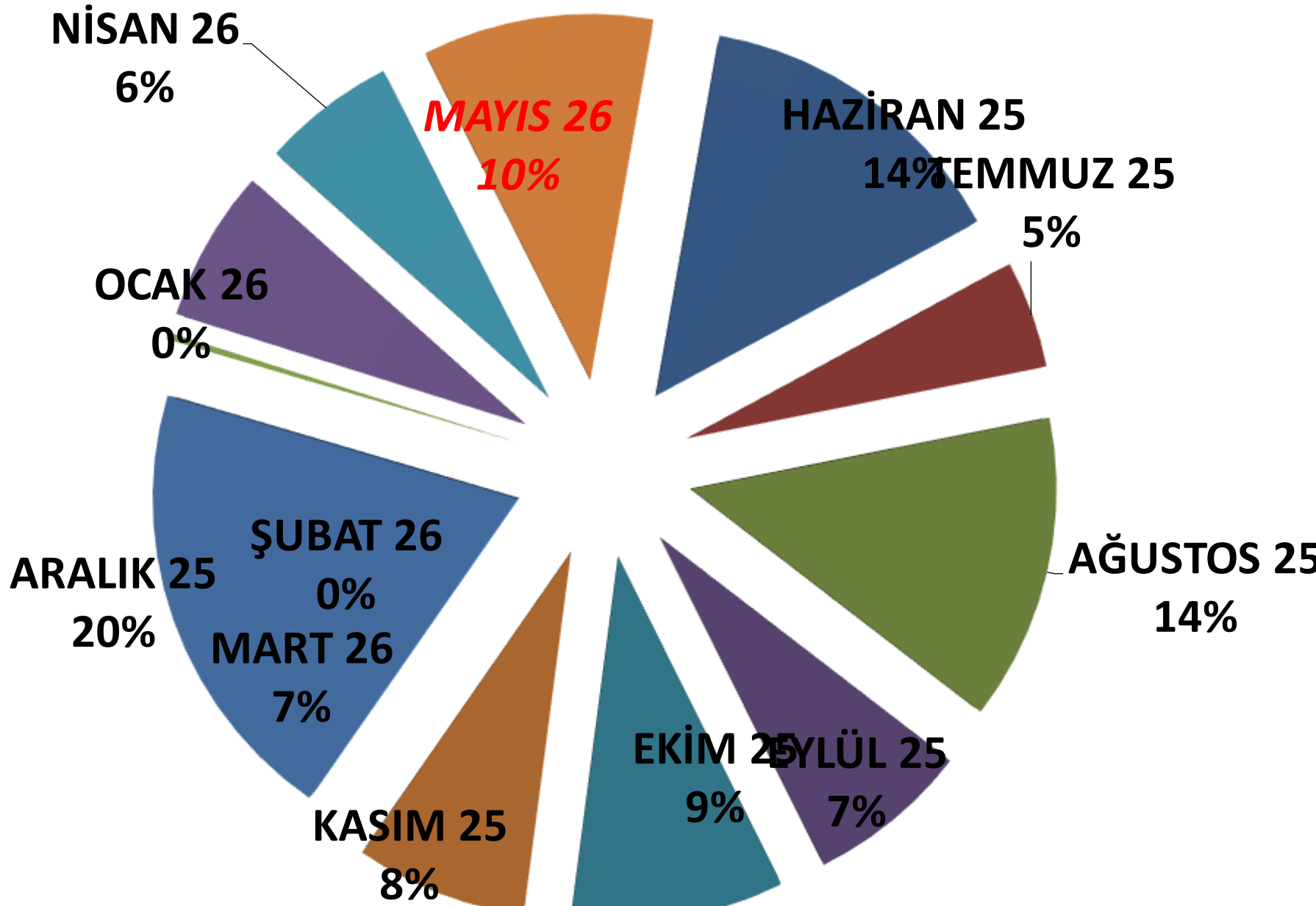
SARI LEBLEBİ	26.240 kg.
BEYAZ LEBLEBİ	24.500 kg.
KAPLAMALI LEBLEBİ	2.500 kg.
KIRIK LEBLEBİ	-
LEBLEBİ UNU	-
LEBLEBİ KALBURALTI	-
TOPLAM	53.240 kg.

2026 MAYIS

SARI LEBLEBİ	35.276 kg.
BEYAZ LEBLEBİ	1.500 kg.
KAPLAMALI LEBLEBİ	1.000 kg.
KIRIK LEBLEBİ	-
LEBLEBİ UNU	8.000 kg.
LEBLEBİ KALBURALTI	-
TOPLAM	45.776 kg.

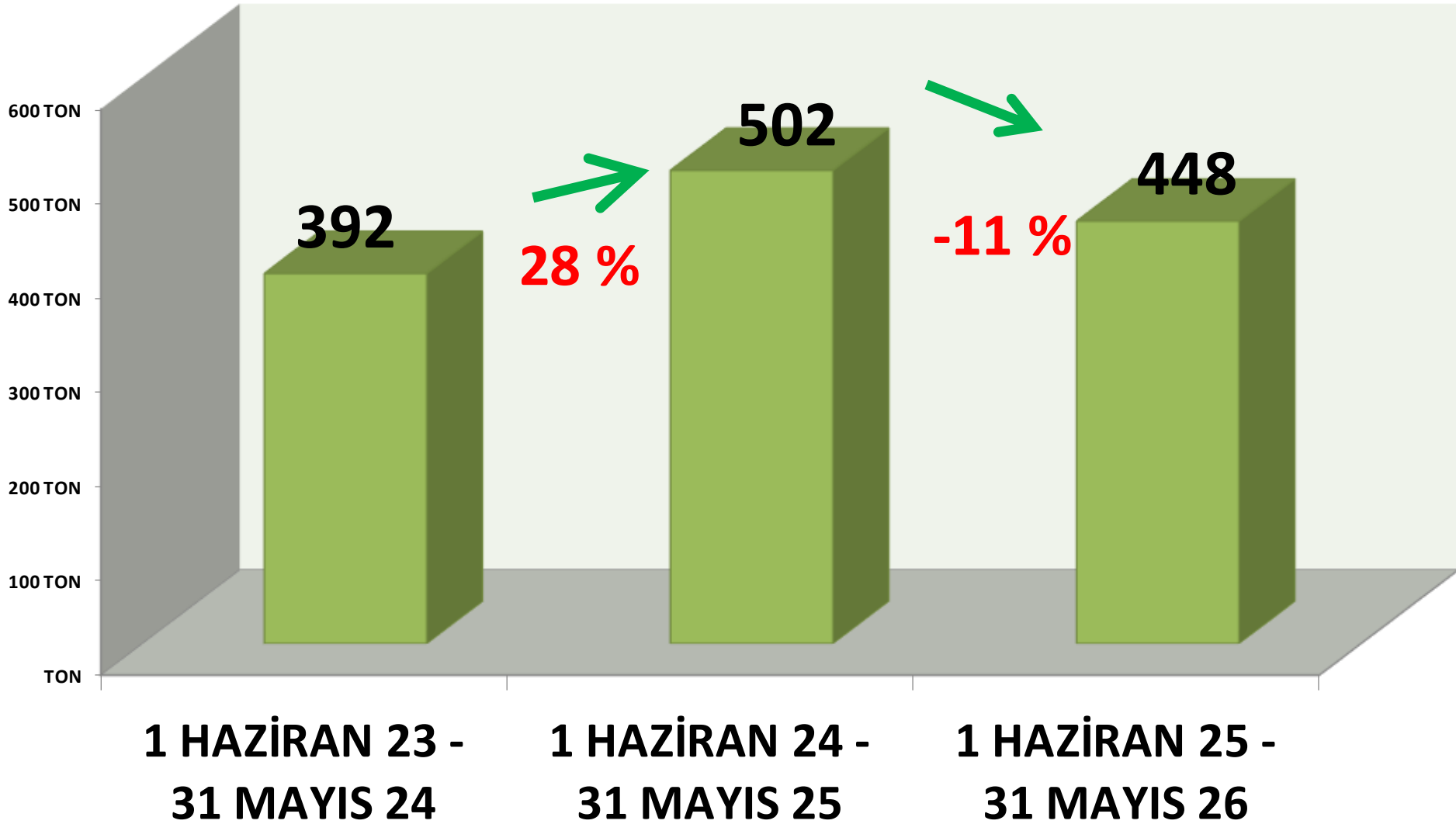
Leblebi İhracat (Ton)





AYLIK LEBLEBİ İHR. İŞLEM MİKTARI ORANLARI

YILLIK TOPLAM LEBLEBİ İHRACAT MİKTARI (TON)



AYÇEKİRDEĞİ

İŞLEM MİKTARI TON	2024 MAYIS	2025 MAYIS		2026 MAYIS	
MTS	895 TON	70%	1.522 TON	-62%	580 TON
TTS	591 TON	193%	1.730 TON	-37%	1.099 TON

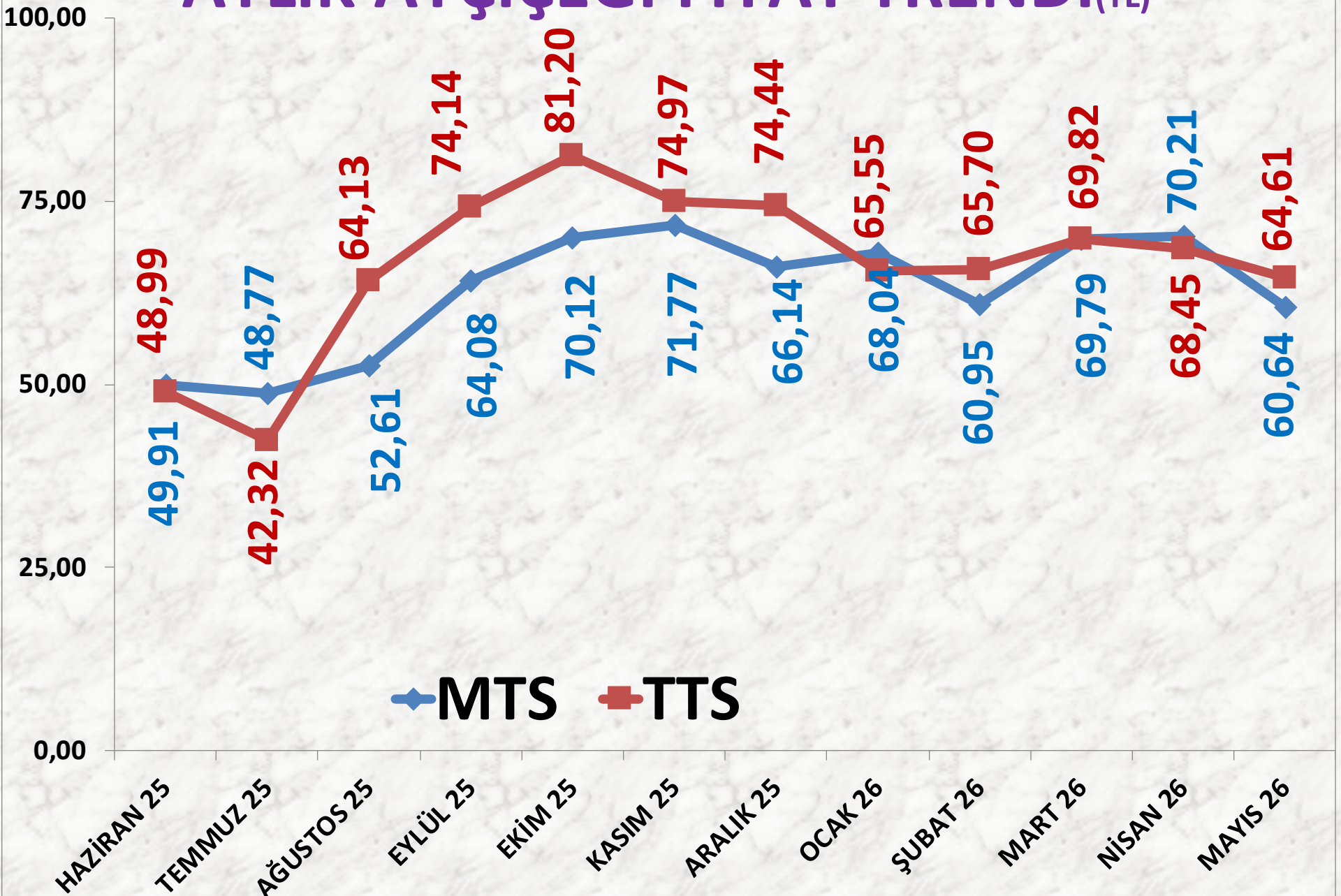
AYÇİÇEĞİ FİYATLARI

EN AZ FİYAT	2024 MAYIS	2025 MAYIS		2026 MAYIS	
MTS	18,85 TL	62%	30,50 TL	30%	39,80 TL
TTS	27,00 TL	37%	37,00 TL	0%	37,00 TL

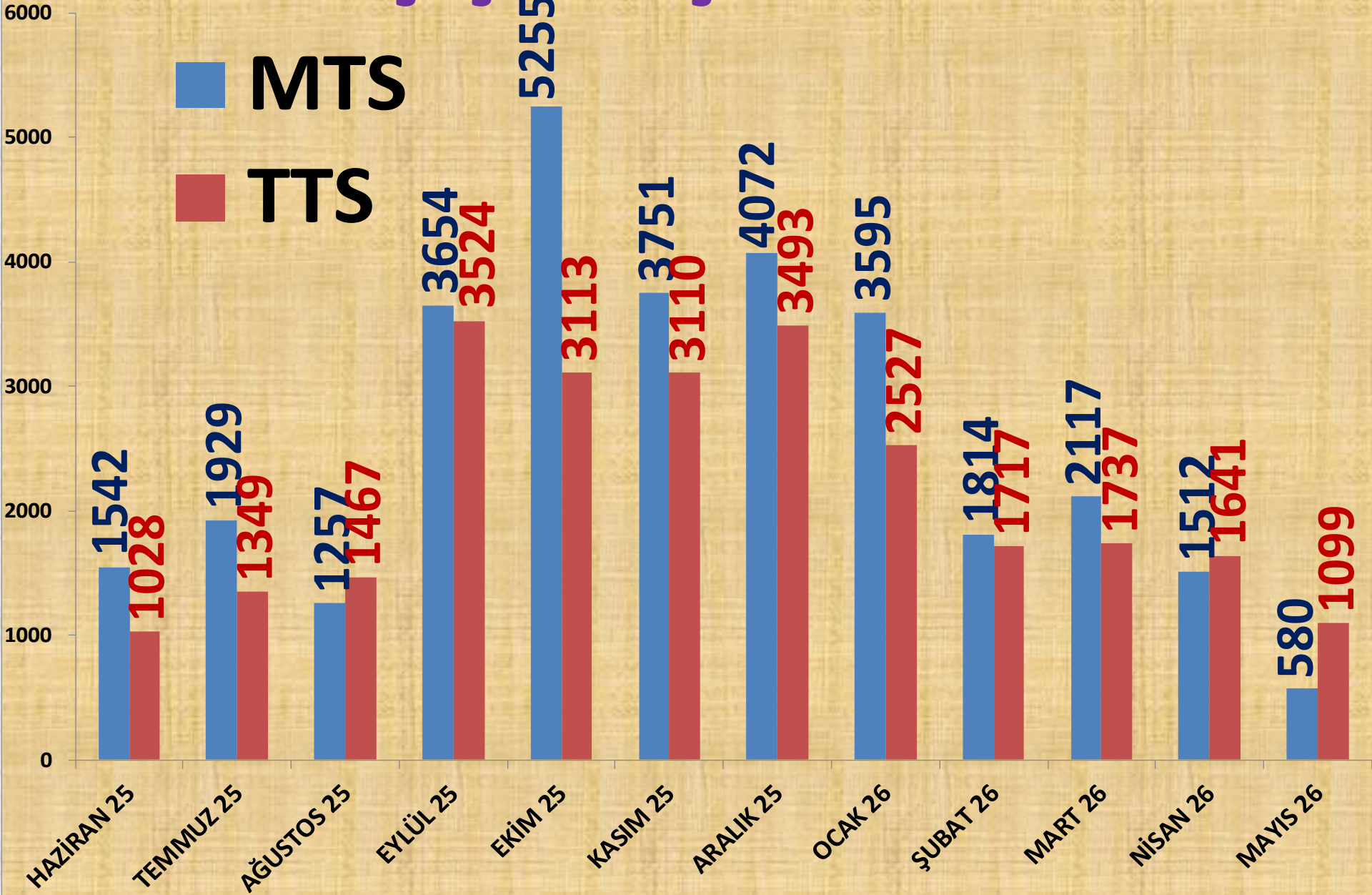
EN ÇOK FİYAT	2024 MAYIS	2025 MAYIS		2026 MAYIS	
MTS	60,00 TL	33%	80,00 TL	-13%	70,00 TL
TTS	81,82 TL	41%	115,00 TL	9%	125,00 TL

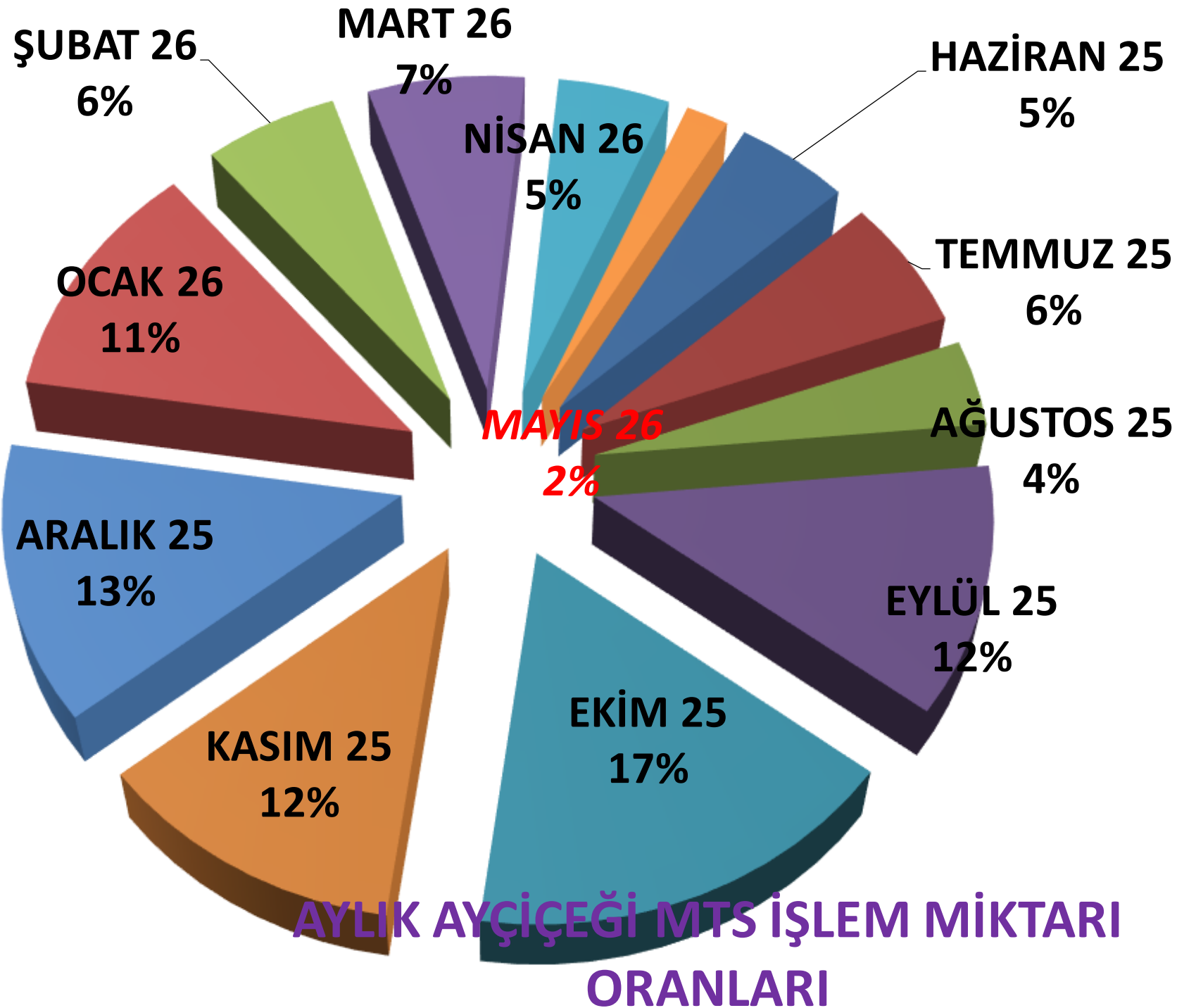
ORTALAMA FİYAT	2024 MAYIS	2025 MAYIS		2026 MAYIS	
MTS	41,13 TL	21%	49,69 TL	22%	60,64 TL
TTS	45,78 TL	22%	55,66 TL	16%	64,61 TL

AYLIK AYÇİÇEĞİ FİYAT TRENDİ (TL)



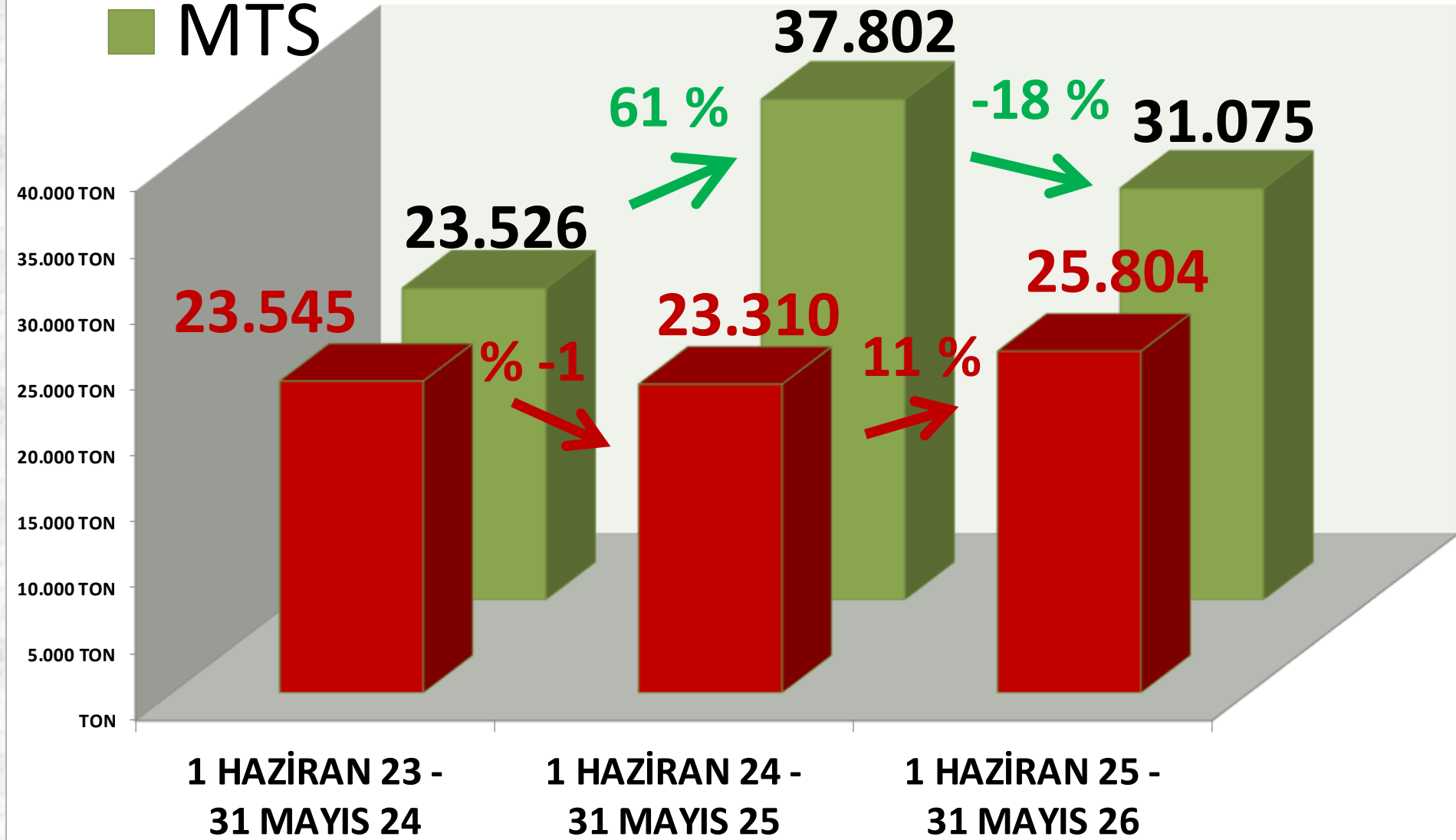
AYLIK AYÇİÇEĞİ İŞLEM MİKTARI (TON)





■ TTS YILLIK AYÇİÇEĞİ İŞLEM MİKTARI (TON)

■ MTS



MAYIS AYLARI AYÇİÇEĞİ FİYAT TRENDİ (TL)

◆ MTS
■ TTS

MAYIS 17
4,97
5,61

MAYIS 18
4,66
6,09

MAYIS 19
4,75
5,76

MAYIS 20
9,77
10,82

MAYIS 21
10,91
11,42

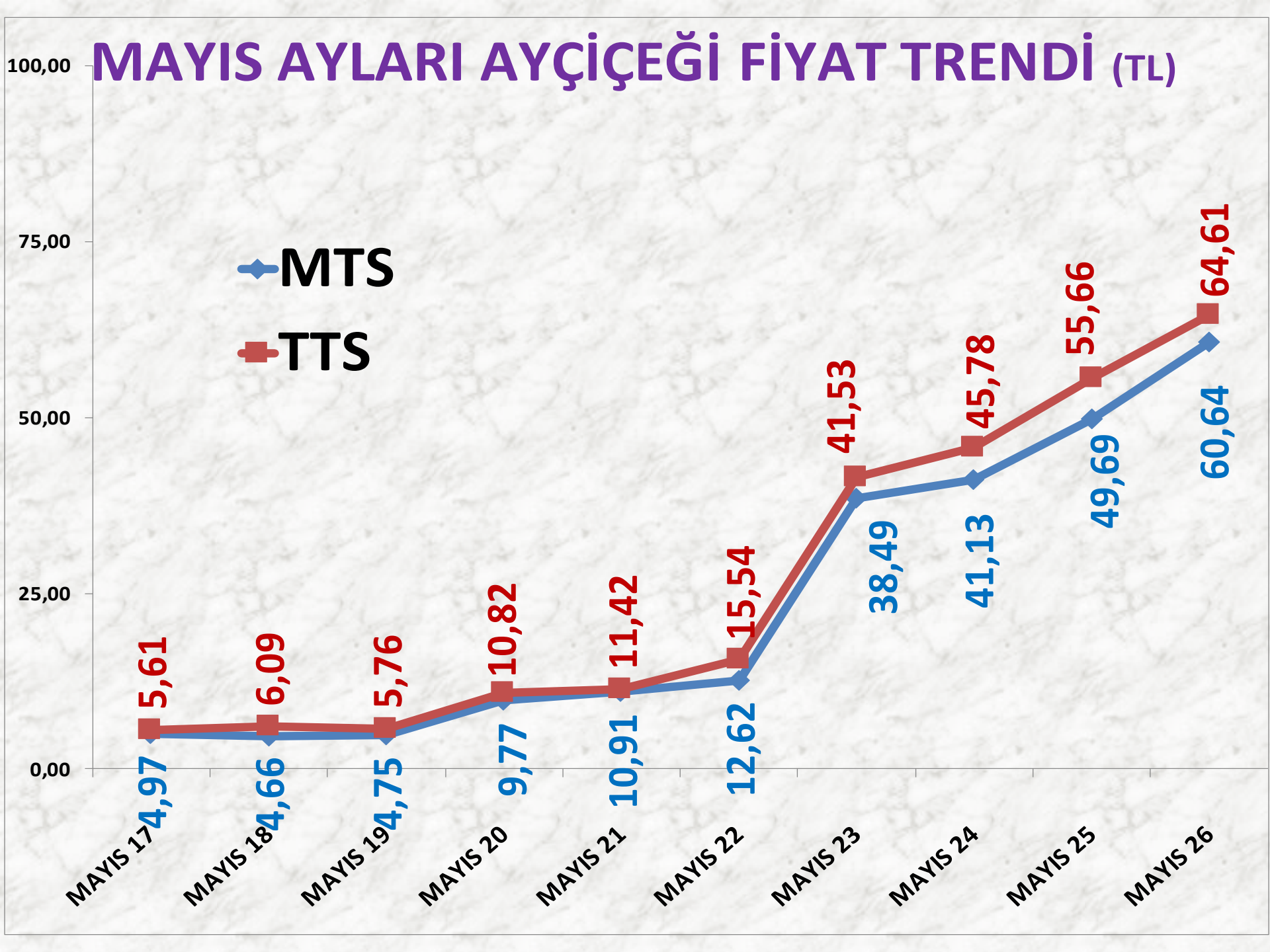
MAYIS 22
12,62
15,54

MAYIS 23
38,49
41,53

MAYIS 24
41,13
45,78

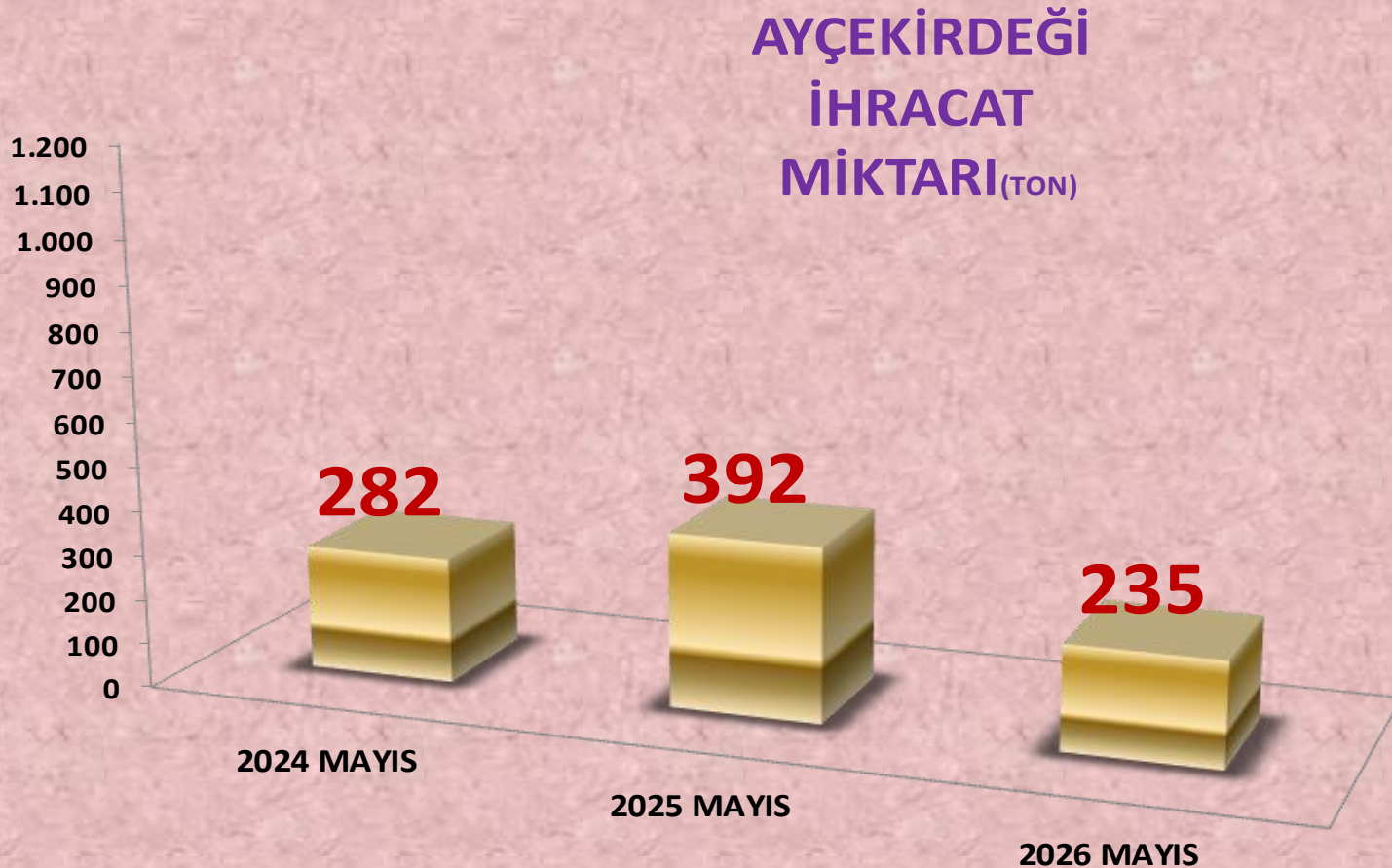
MAYIS 25
49,69
55,66

MAYIS 26
60,64
64,61

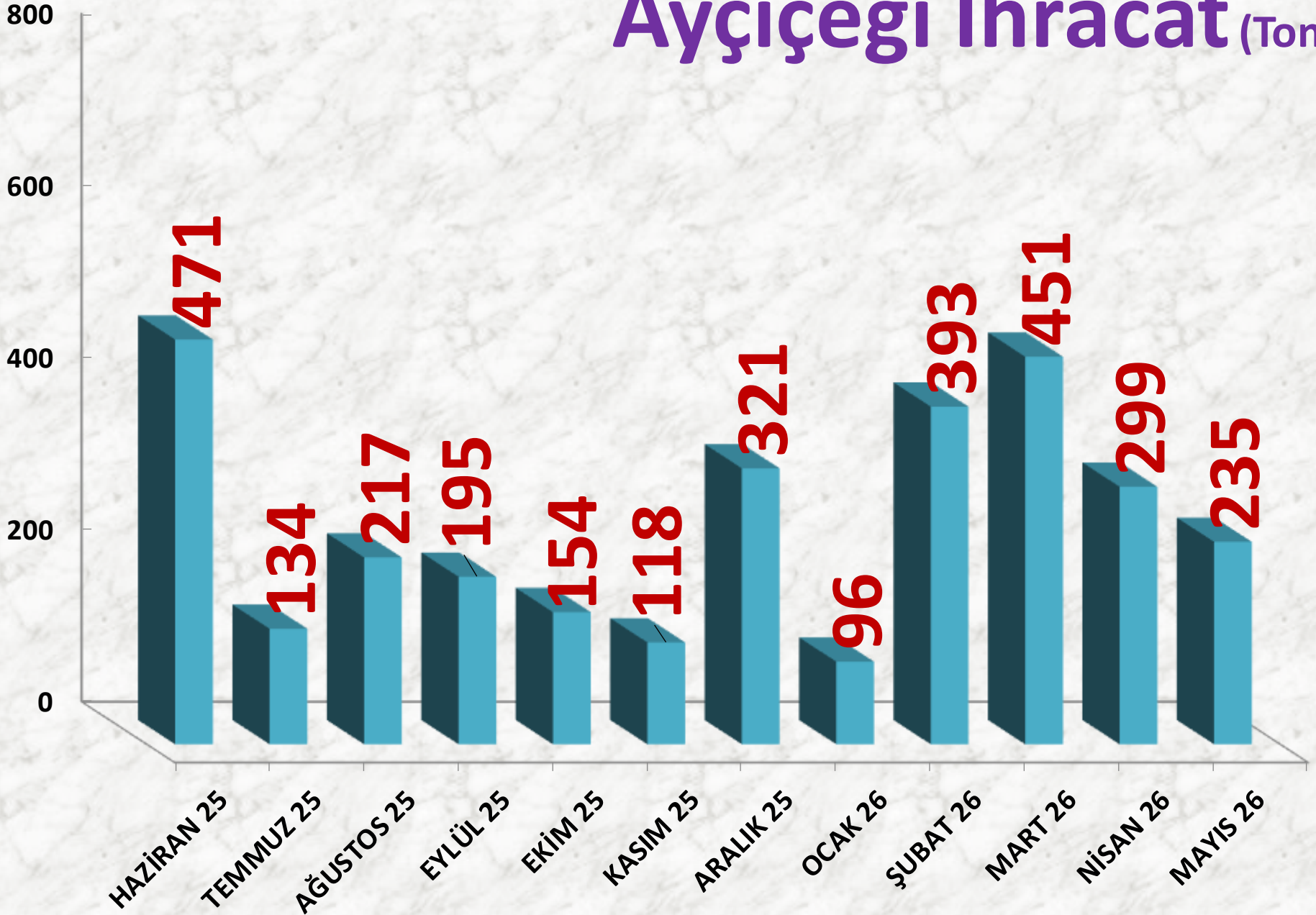


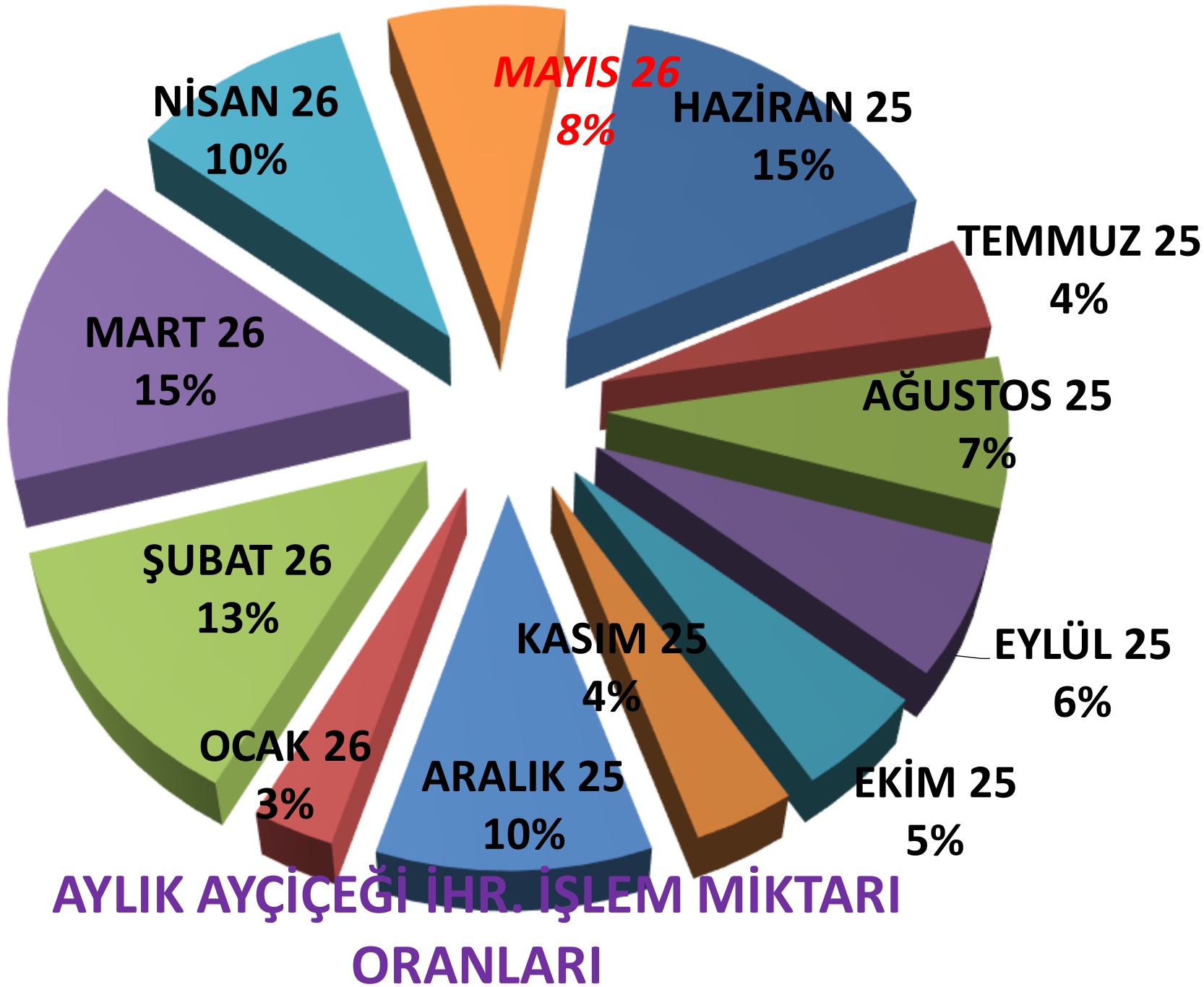
AYÇEKİRDEĞİ İHRACATI

	2024 MAYIS	2025 MAYIS		2026 MAYIS	
İHRACAT	282 TON	39%	392 TON	-40%	235 TON

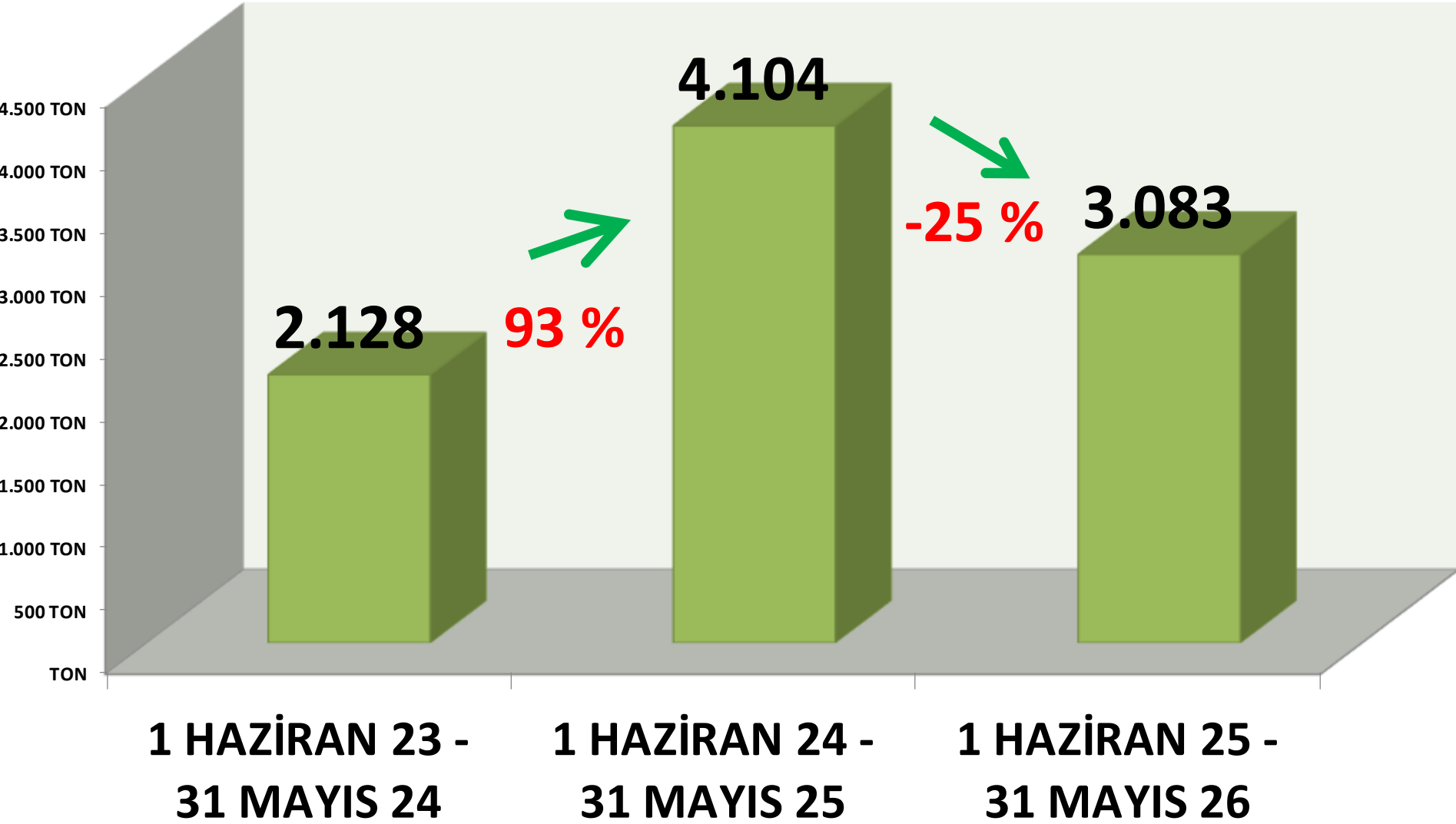


Ayçiçeği İhracat (Ton)





YILLIK TOPLAM AYÇİÇEĞİ İHRACAT MİKTARI (TON)



SÜT

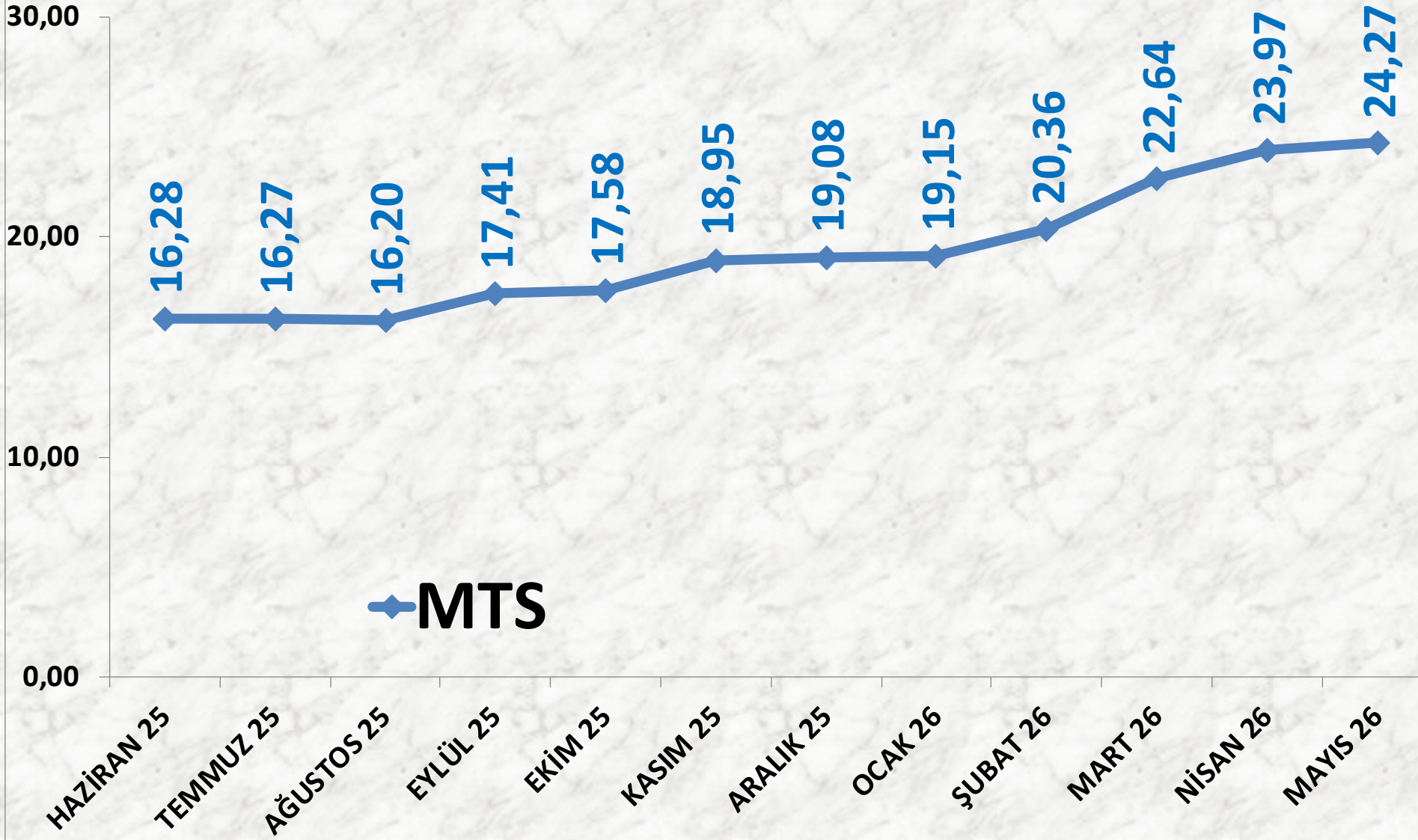
İŞLEM MİKTARI (M³)	2024 MAYIS	2025 MAYIS		2026 MAYIS	
MTS	33.809 M ³	7%	36.178 M ³	-22%	28.143 M ³

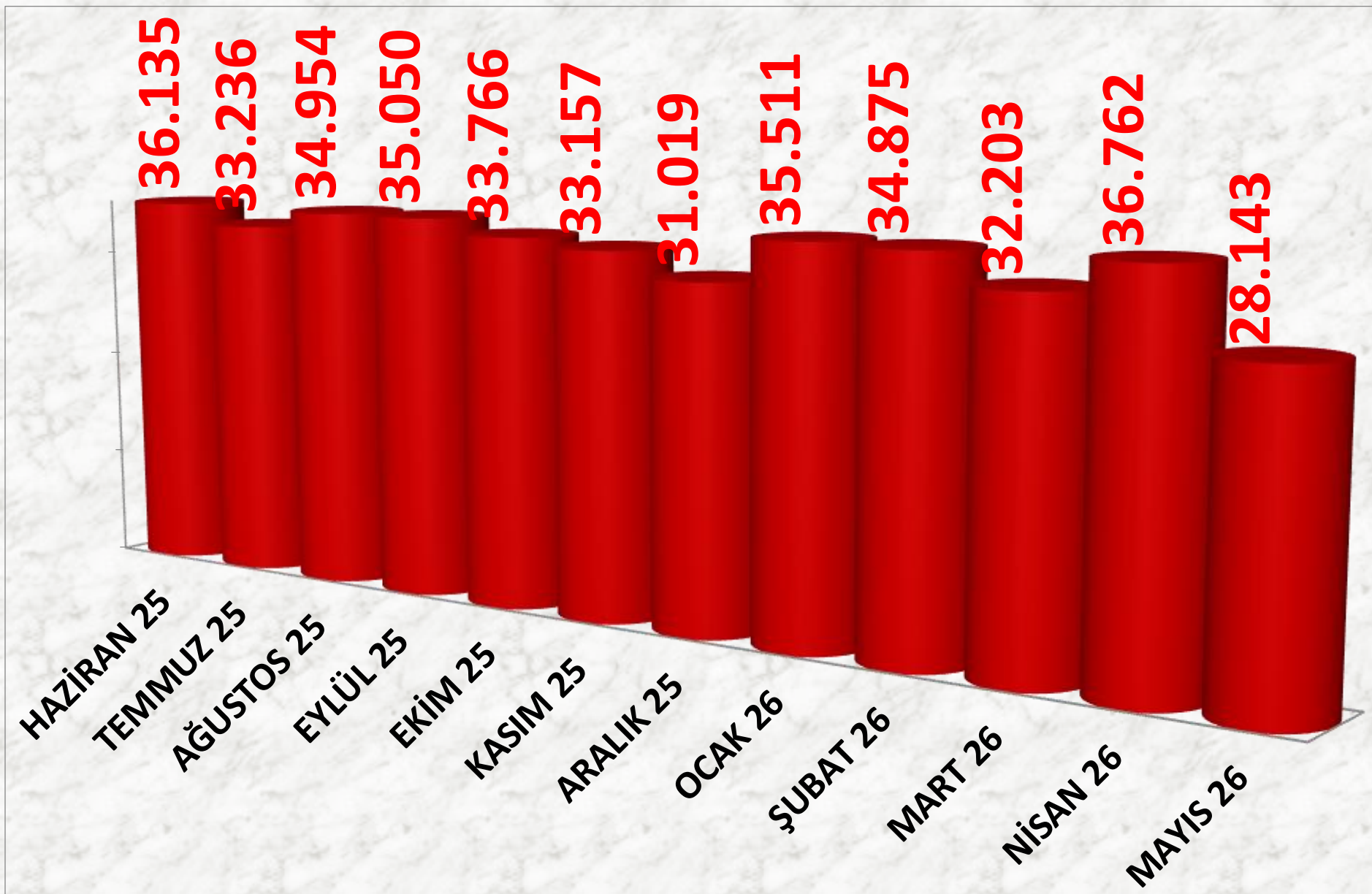
EN AZ FİYAT	2024 MAYIS	2025 MAYIS		2026 MAYIS	
MTS	9,00 TL	56%	14,00 TL	36%	19,00 TL

EN ÇOK FİYAT	2024 MAYIS	2025 MAYIS		2026 MAYIS	
MTS	21,95 TL	-15%	18,74 TL	44%	27,00 TL

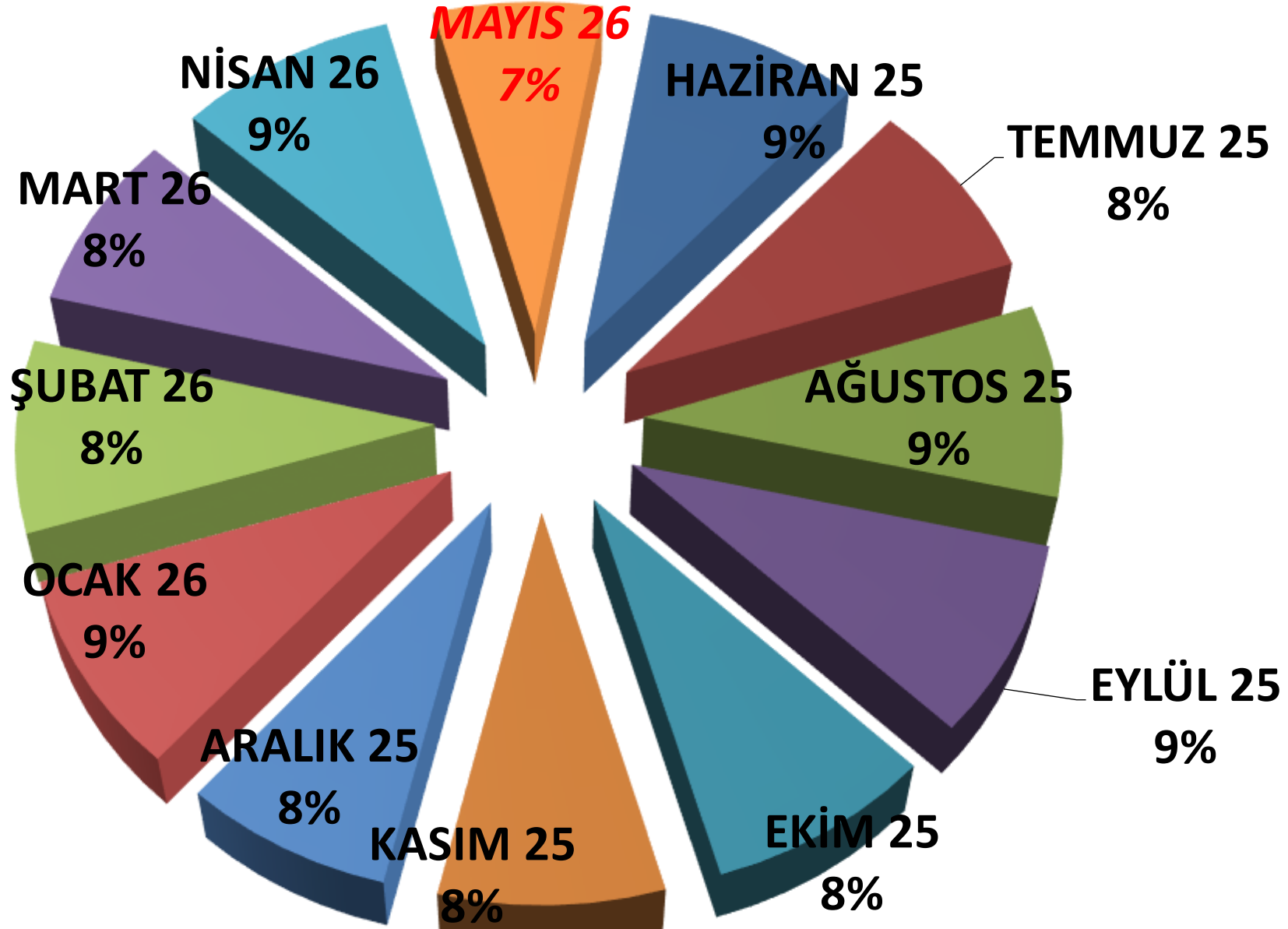
ORTALAMA FİYAT	2024 MAYIS	2025 MAYIS		2026 MAYIS	
MTS	14,83 TL	10%	16,33 TL	49%	24,27 TL

AYLIK İNEK SÜTÜ FİYAT TRENDİ_(TL)



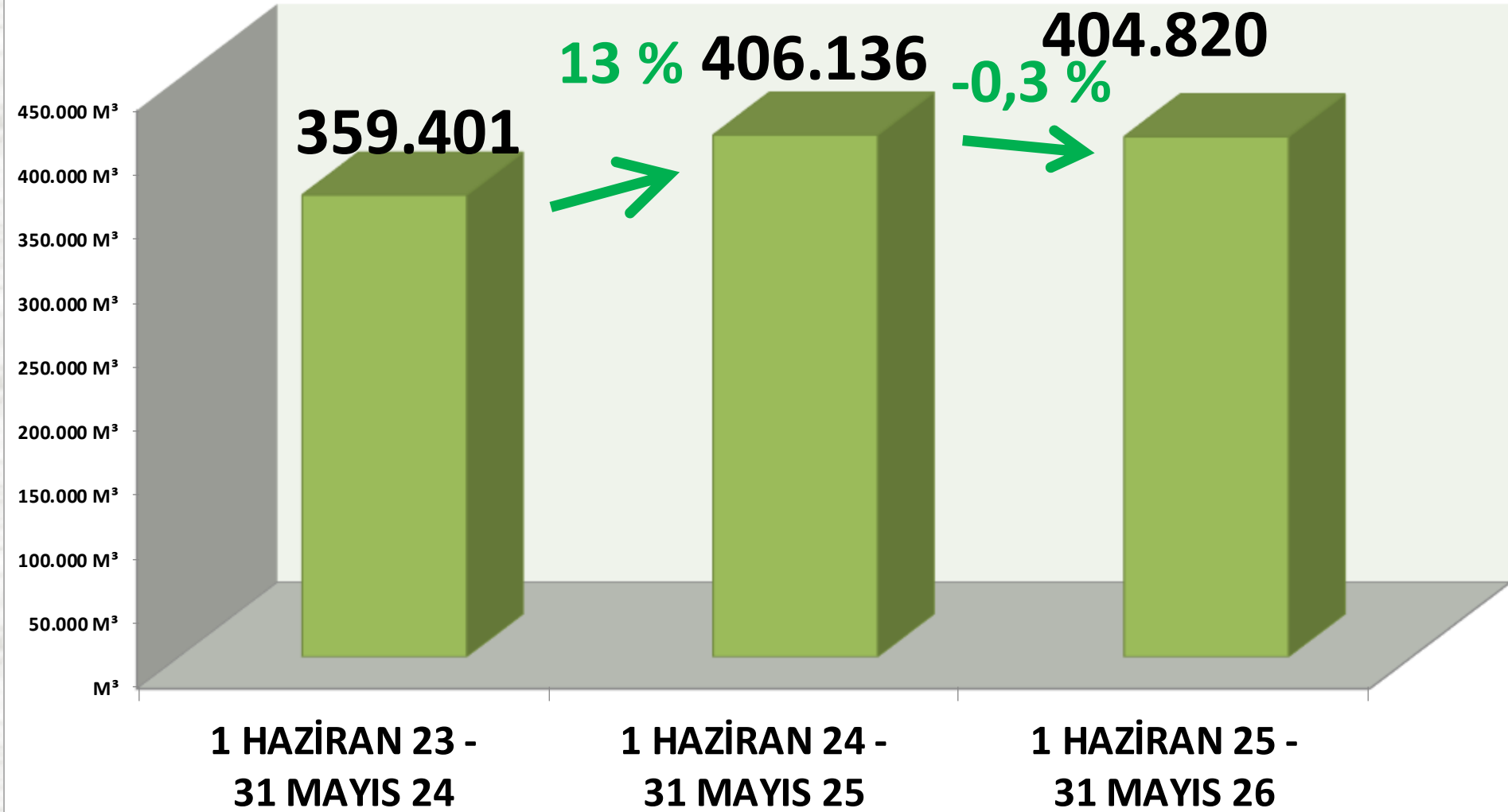


AYLIK SÜT İŞLEM MİKTARI (M³)



AYLIK SÜT MTS İŞLEM MİKTARI ORANLARI

YILLIK İNEK SÜTÜ İŞLEM MİKTARI (TON)



BEYAZ HAŞHAŞ

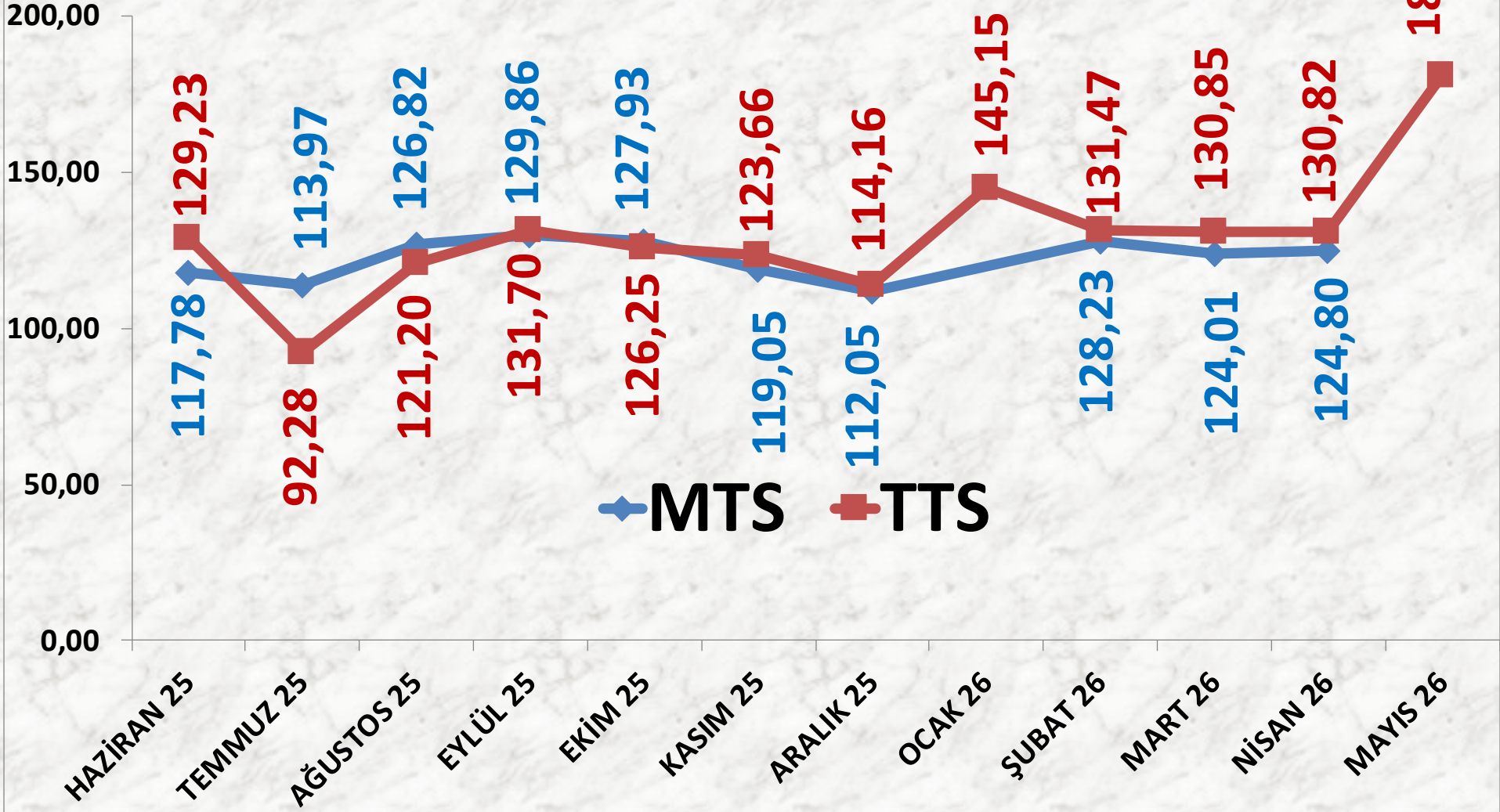
İŞLEM MİKTARI TON	2024 MAYIS	2025 MAYIS		2026 MAYIS	
MTS	93 TON	-89%	10 TON	-	0
TTS	81 TON	-73%	22 TON	-98%	0

EN AZ FİYAT	2024 MAYIS	2025 MAYIS		2026 MAYIS	
MTS	82,40 TL	33%	110,00 TL	-	-
TTS	86,70 TL	59%	138,00 TL	8%	149,00 TL

EN ÇOK FİYAT	2024 MAYIS	2025 MAYIS		2026 MAYIS	
MTS	100,00 TL	31%	131,10 TL	-	-
TTS	135,00 TL	30%	175,00 TL	6%	185,00 TL

ORTALAMA FİYAT	2024 MAYIS	2025 MAYIS		2026 MAYIS	
MTS	83,74 TL	50%	125,80 TL	-	-
TTS	87,32 TL	62%	141,11 TL	28%	181,05 TL

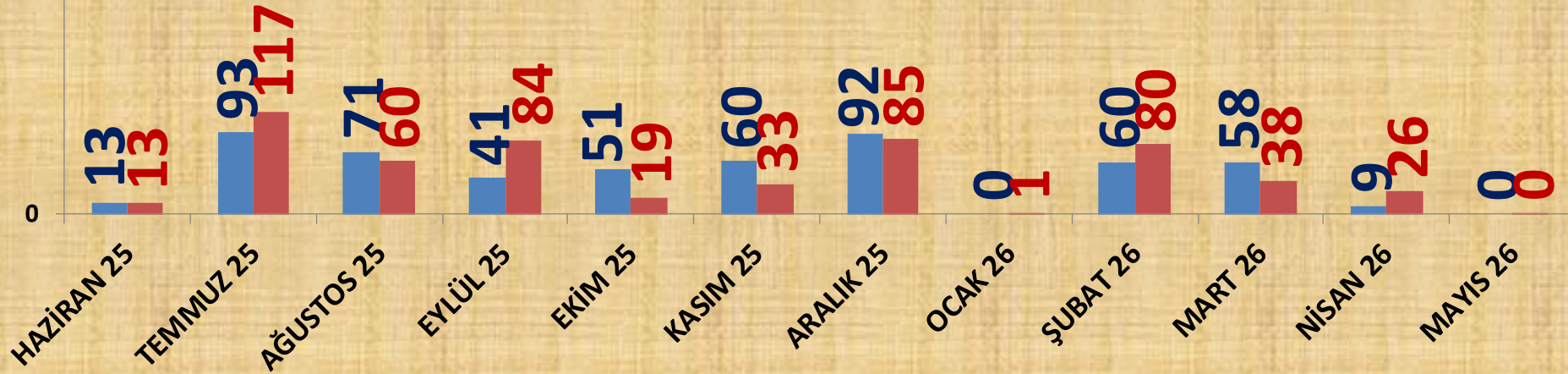
AYLIK B. HAŞHAŞ FİYAT TRENDİ_(TL)

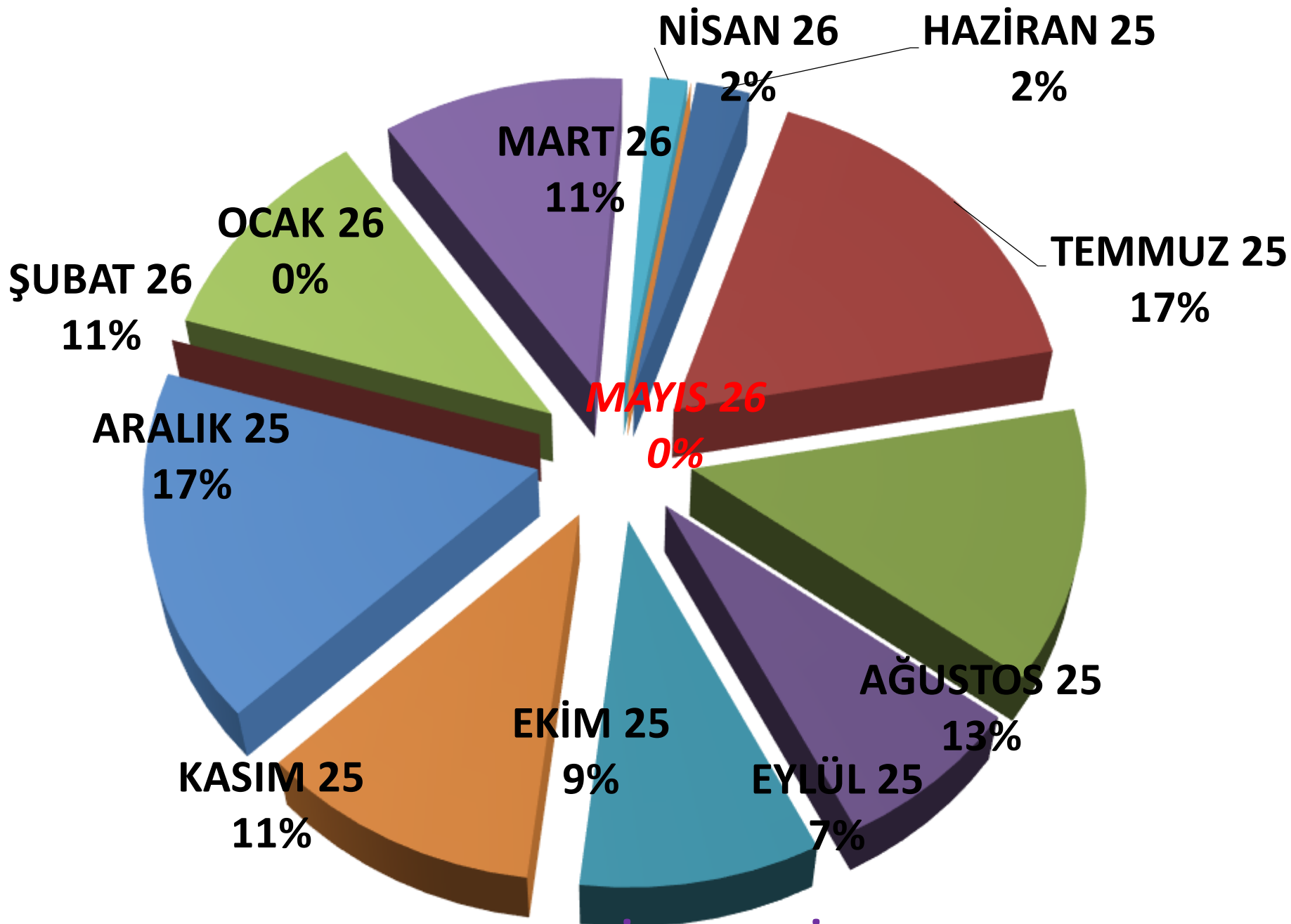


AYLIK B. HAŞHAŞ İŞLEM MİKTARI (TON)

1000

■ MTS
■ TTS



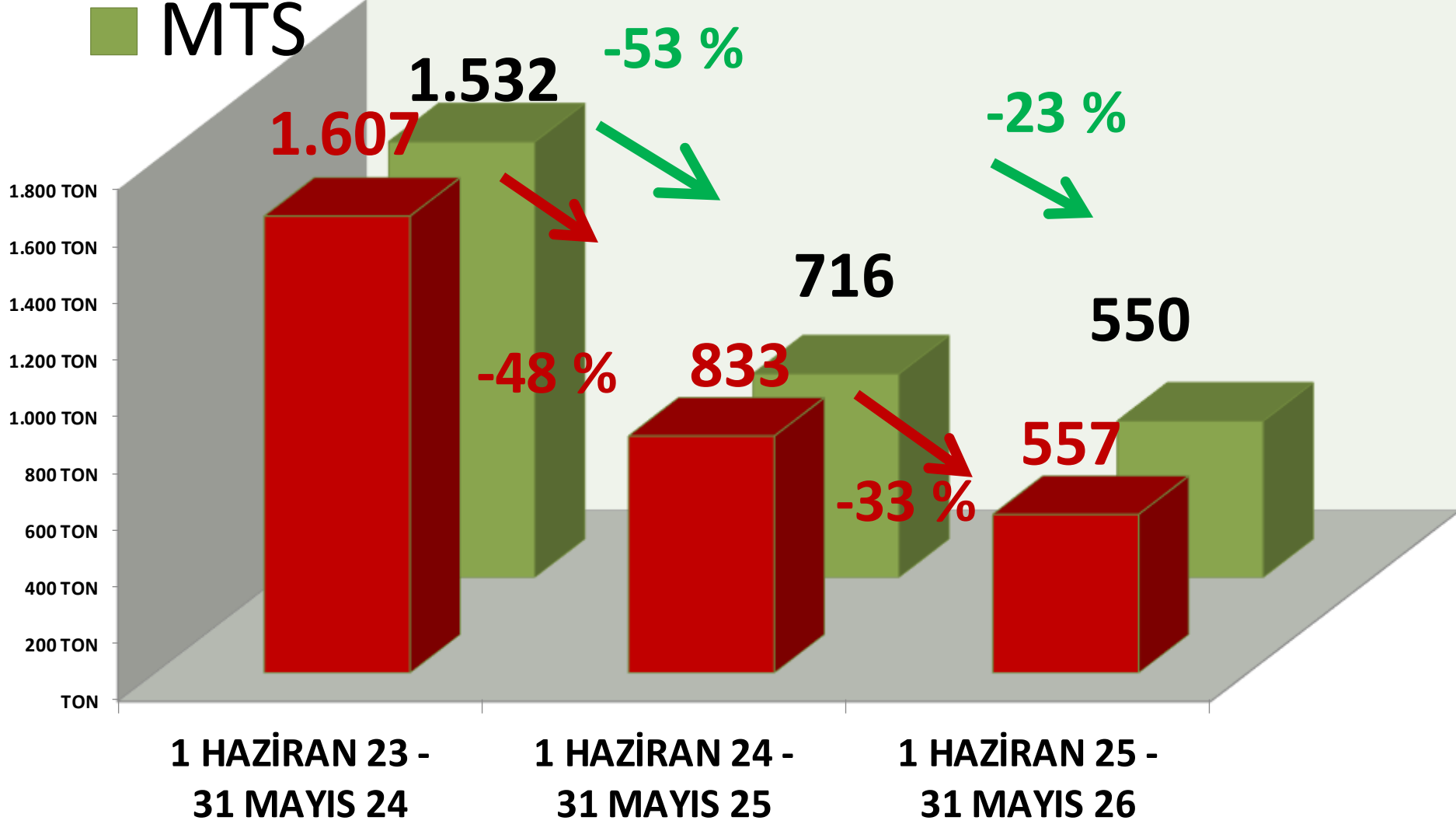


AYLIK B. HAŞHAŞ MTS İŞLEM MİKTARI ORANLARI

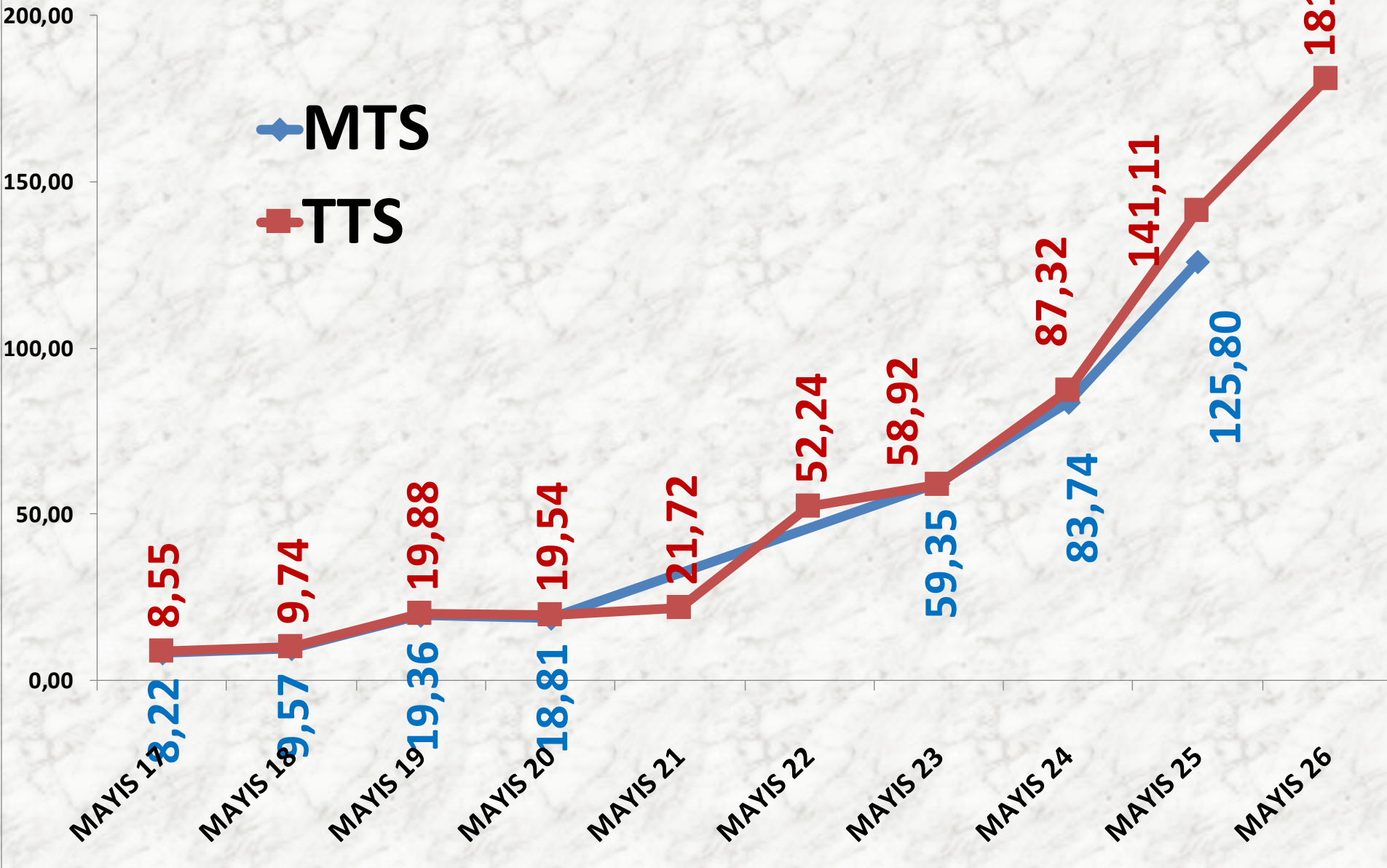
■ TTS

YILLIK B. HAŞHAŞ İŞLEM MİKTARI (TON)

■ MTS



MAYIS AYLARI B. HAŞHAŞ FİYAT TRENDİ (TL)



MAVİ HAŞHAŞ

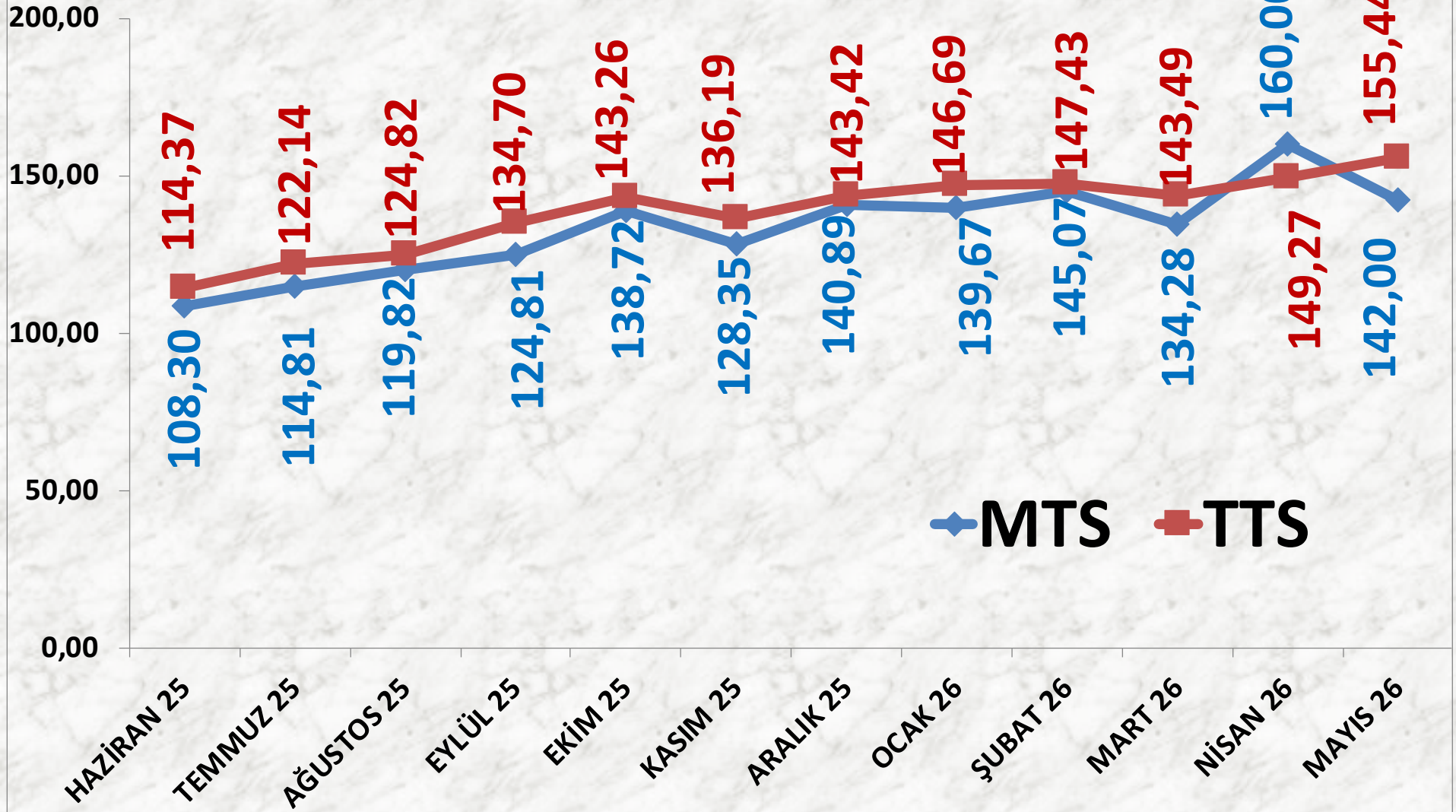
İŞLEM MİKTARI TON	2024 MAYIS	2025 MAYIS		2026 MAYIS	
MTS	84 TON	11%	93 TON	-94%	5 TON
TTS	73 TON	-60%	29 TON	8%	31 TON

EN AZ FİYAT	2024 MAYIS	2025 MAYIS		2026 MAYIS	
MTS	86,20 TL	23%	106,40 TL	33%	142,00 TL
TTS	88,50 TL	30%	115,00 TL	30%	149,00 TL

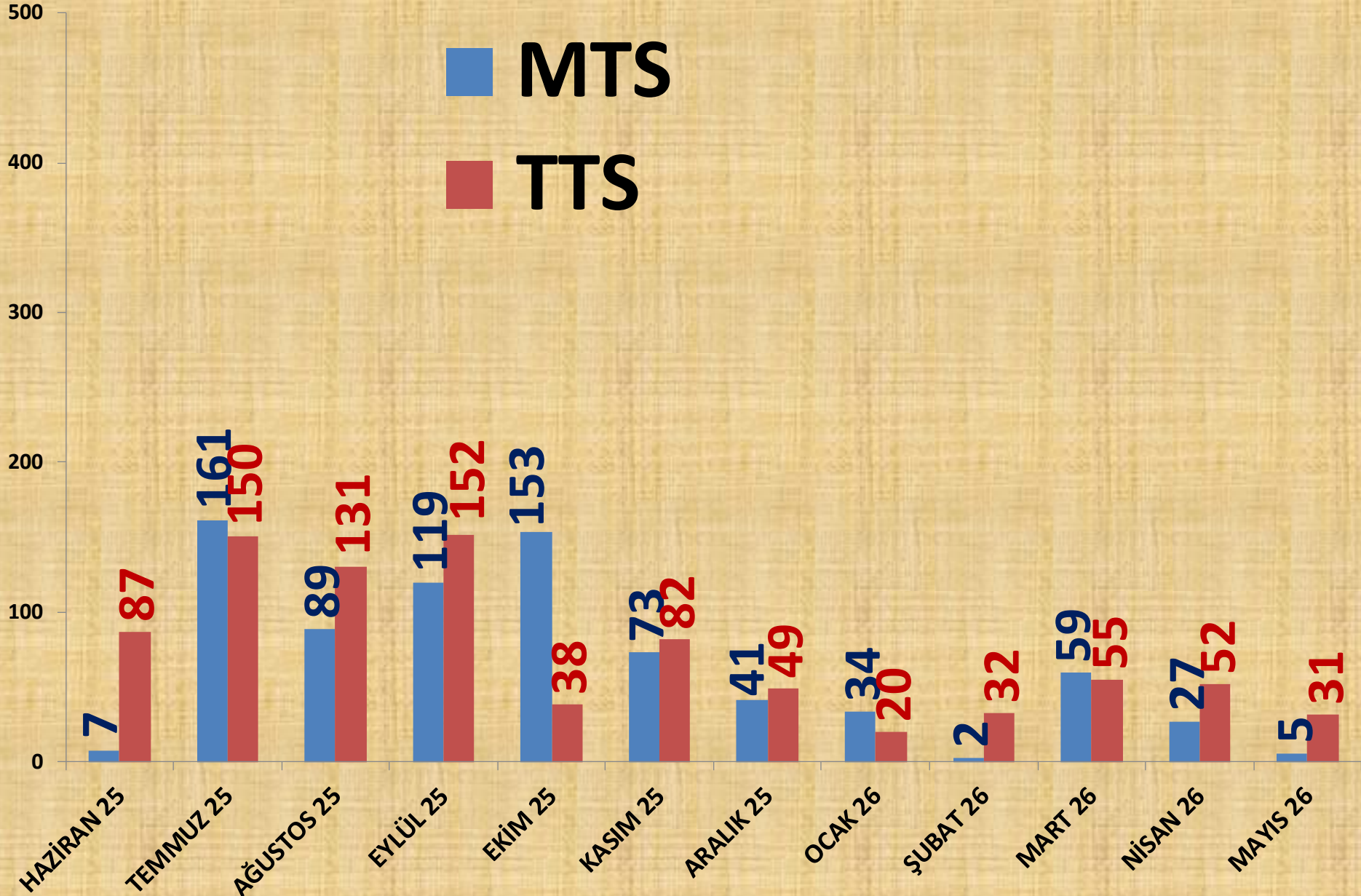
EN ÇOK FİYAT	2024 MAYIS	2025 MAYIS		2026 MAYIS	
MTS	90,25 TL	21%	109,25 TL	30%	142,00 TL
TTS	125,00 TL	16%	145,00 TL	28%	185,00 TL

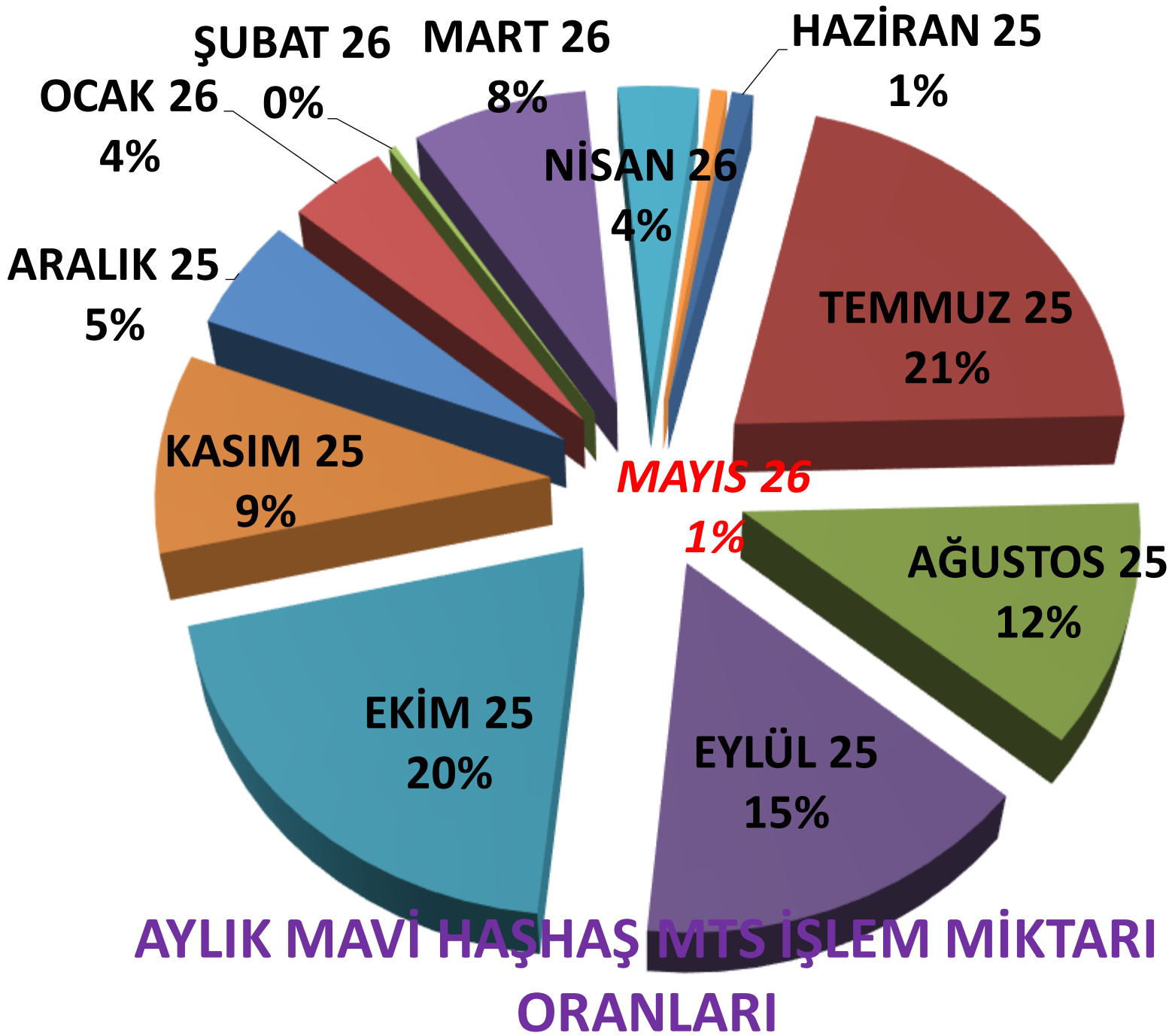
ORTALAMA FİYAT	2024 MAYIS	2025 MAYIS		2026 MAYIS	
MTS	87,25 TL	23%	107,28 TL	32%	142,00 TL
TTS	97,76 TL	22%	118,79 TL	31%	155,44 TL

AYLIK MAVİ HAŞHAŞ FİYAT TRENDİ_(TL)



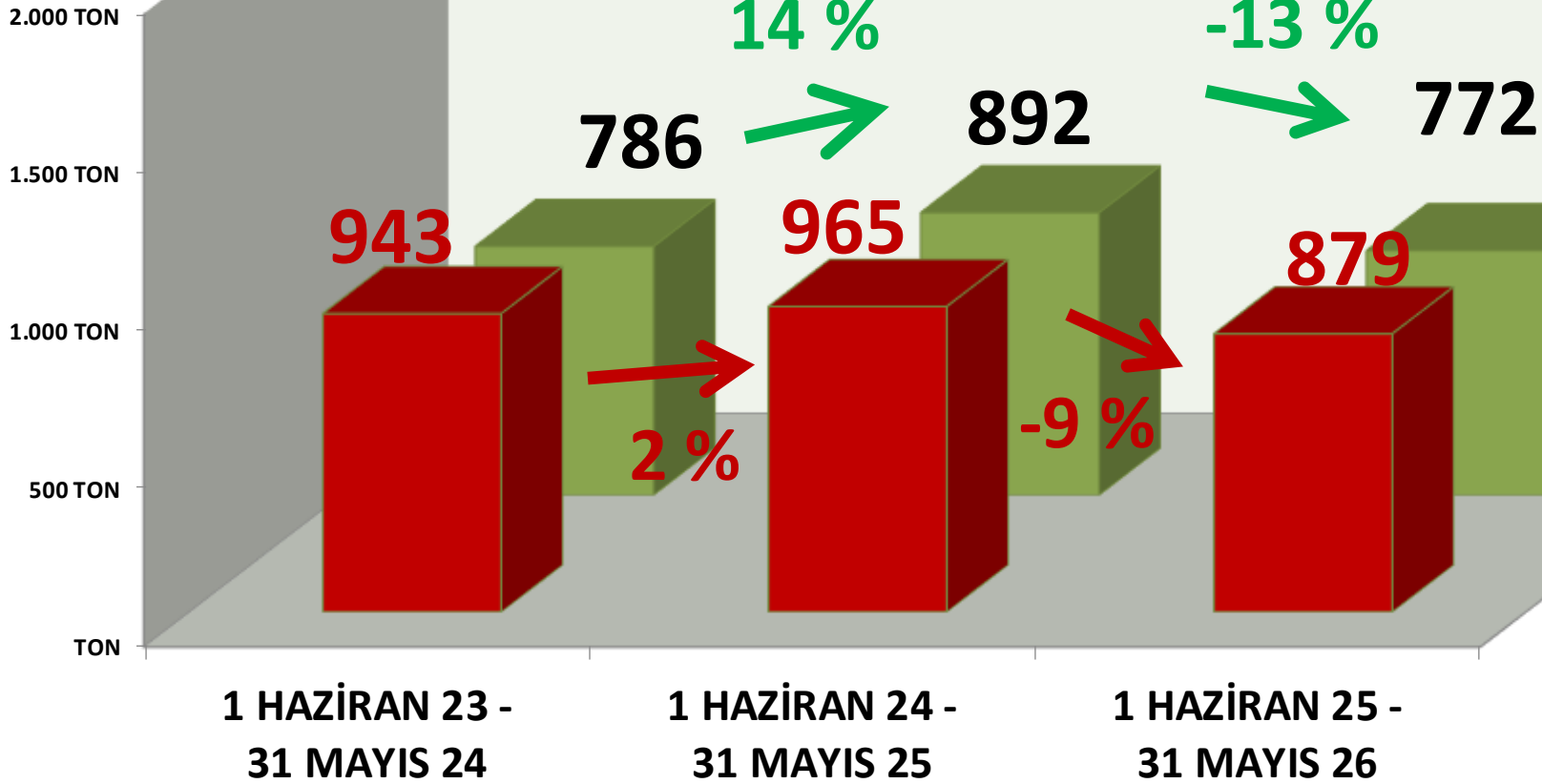
AYLIK MAVİ HAŞHAŞ İŞLEM MİKTARI (TON)



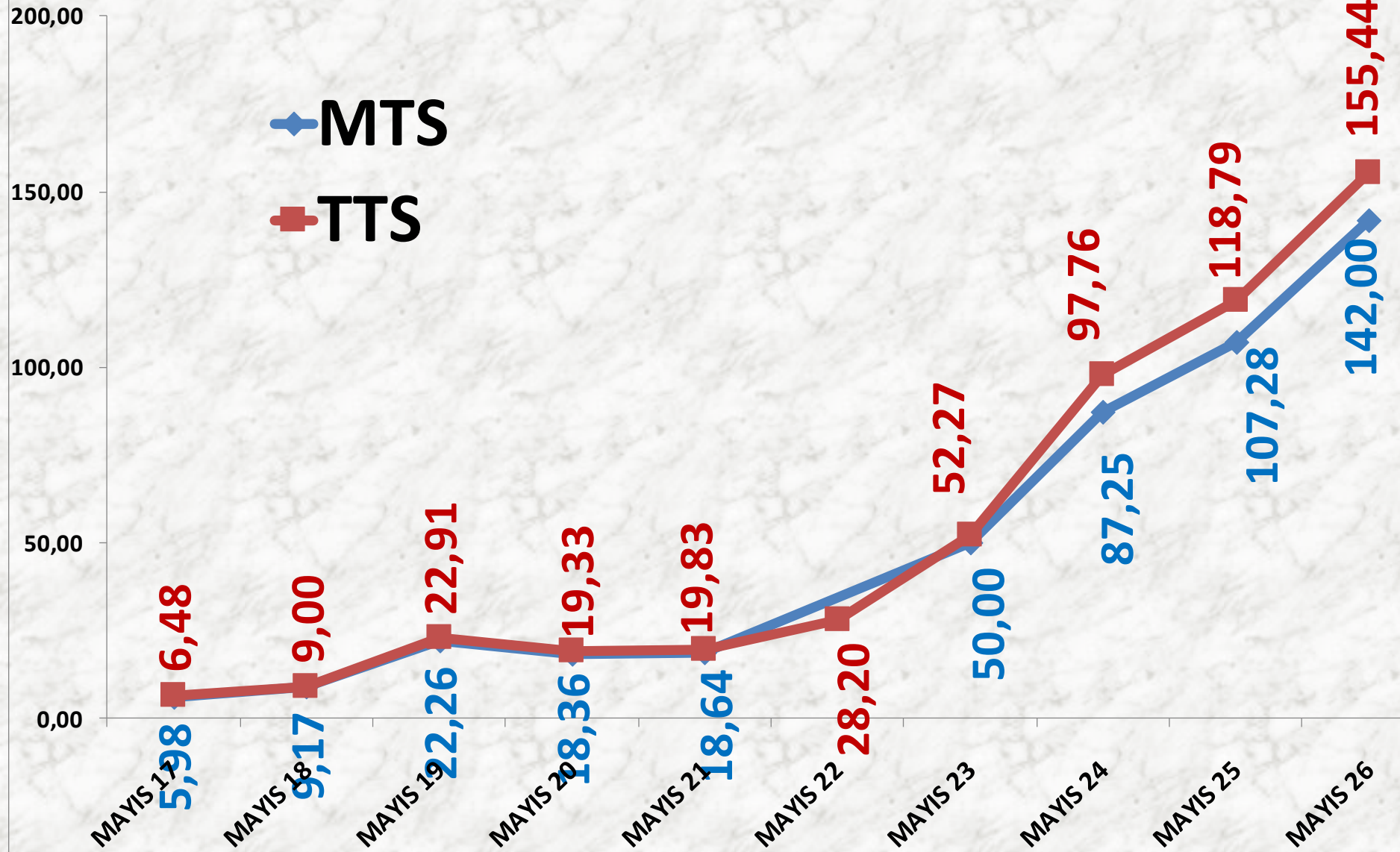


TTS YILLIK MAVİ HAŞHAŞ İŞLEM MİKTARI

■ TTS
■ MTS



MAYIS AYLARI MAVİ HAŞHAŞ FİYAT TRENDİ (TL)



KÜTLÜ PAMUK

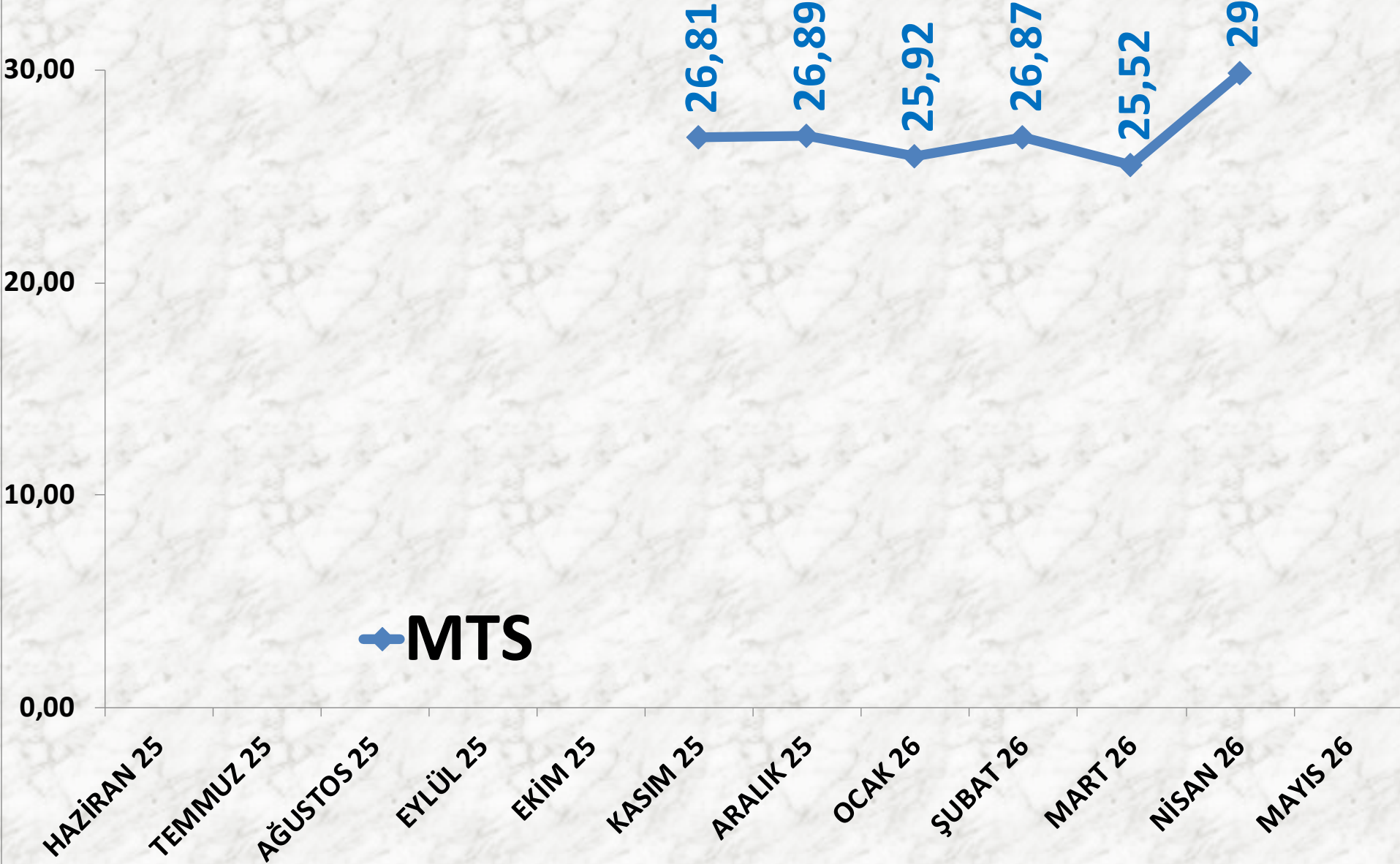
İŞLEM MİKTARI TON	2024 MAYIS	2025 MAYIS		2026 MAYIS	
MTS	0	-	0	-	0

EN AZ FİYAT	2024 MAYIS	2025 MAYIS		2026 MAYIS	
MTS	-	-	-	-	-

EN ÇOK FİYAT	2024 MAYIS	2025 MAYIS		2026 MAYIS	
MTS	-	-	-	-	-

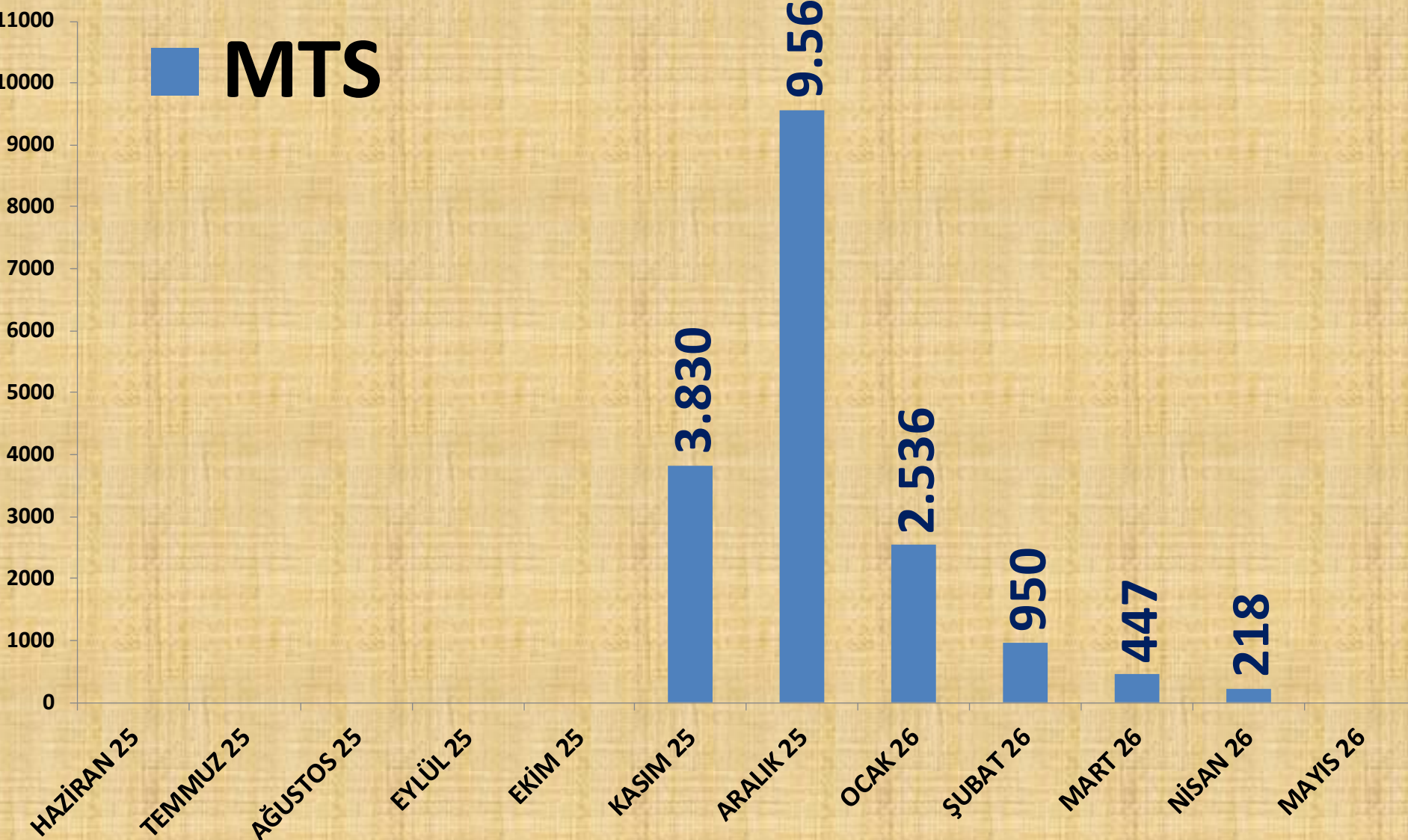
ORTALAMA FİYAT	2024 MAYIS	2025 MAYIS		2026 MAYIS	
MTS	-	-	-	-	-

AYLIK KÜTLÜ PAMUK FİYAT TRENDİ (TL)



AYLIK KÜTLÜ PAMUK İŞLEM MİKTARI (TON)

MTS



ŞUBAT 26

5%

NİSAN 26

1%

MART 26

3%

MAYIS 26

0%

OCAK 26

14%

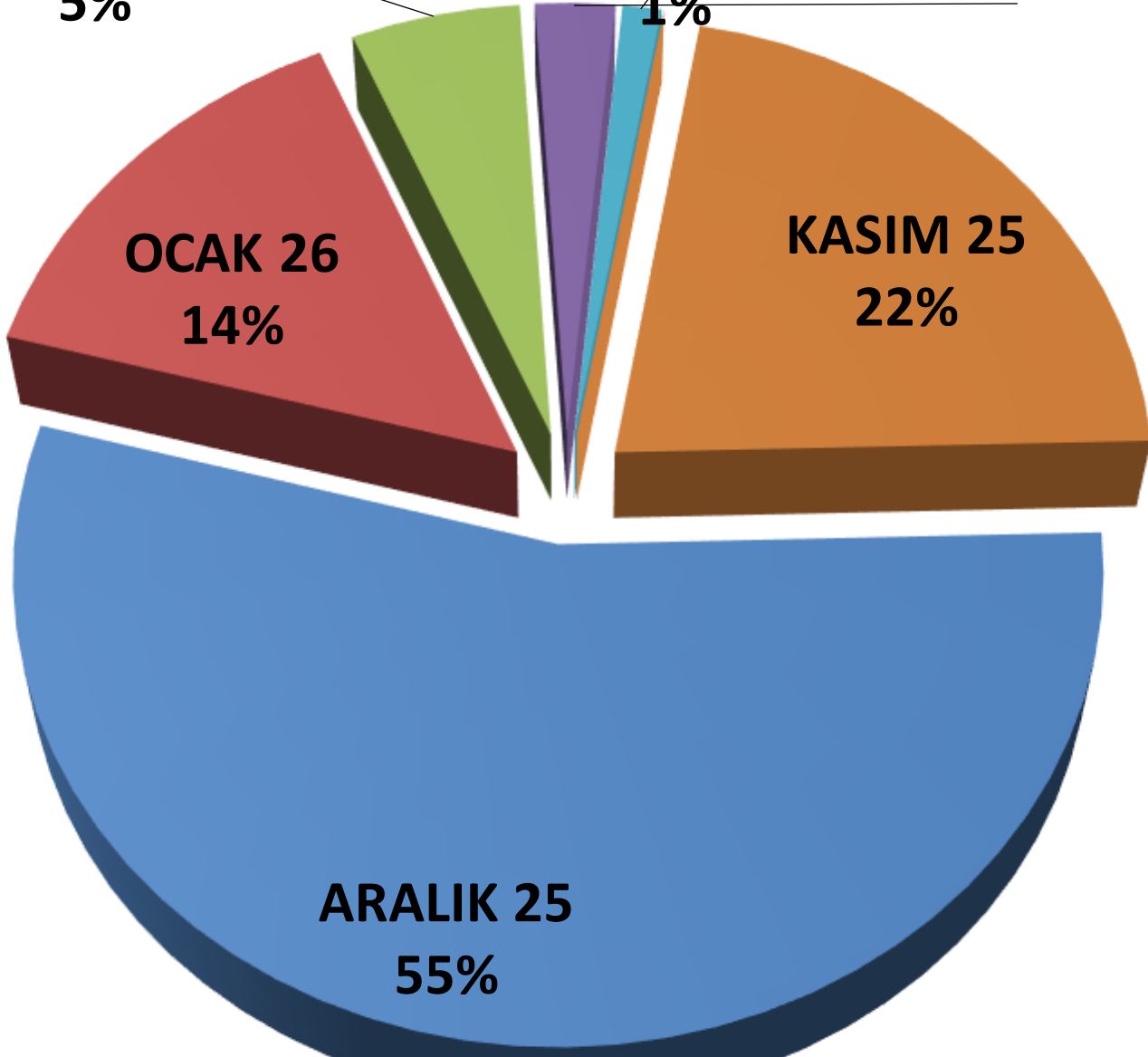
KASIM 25

22%

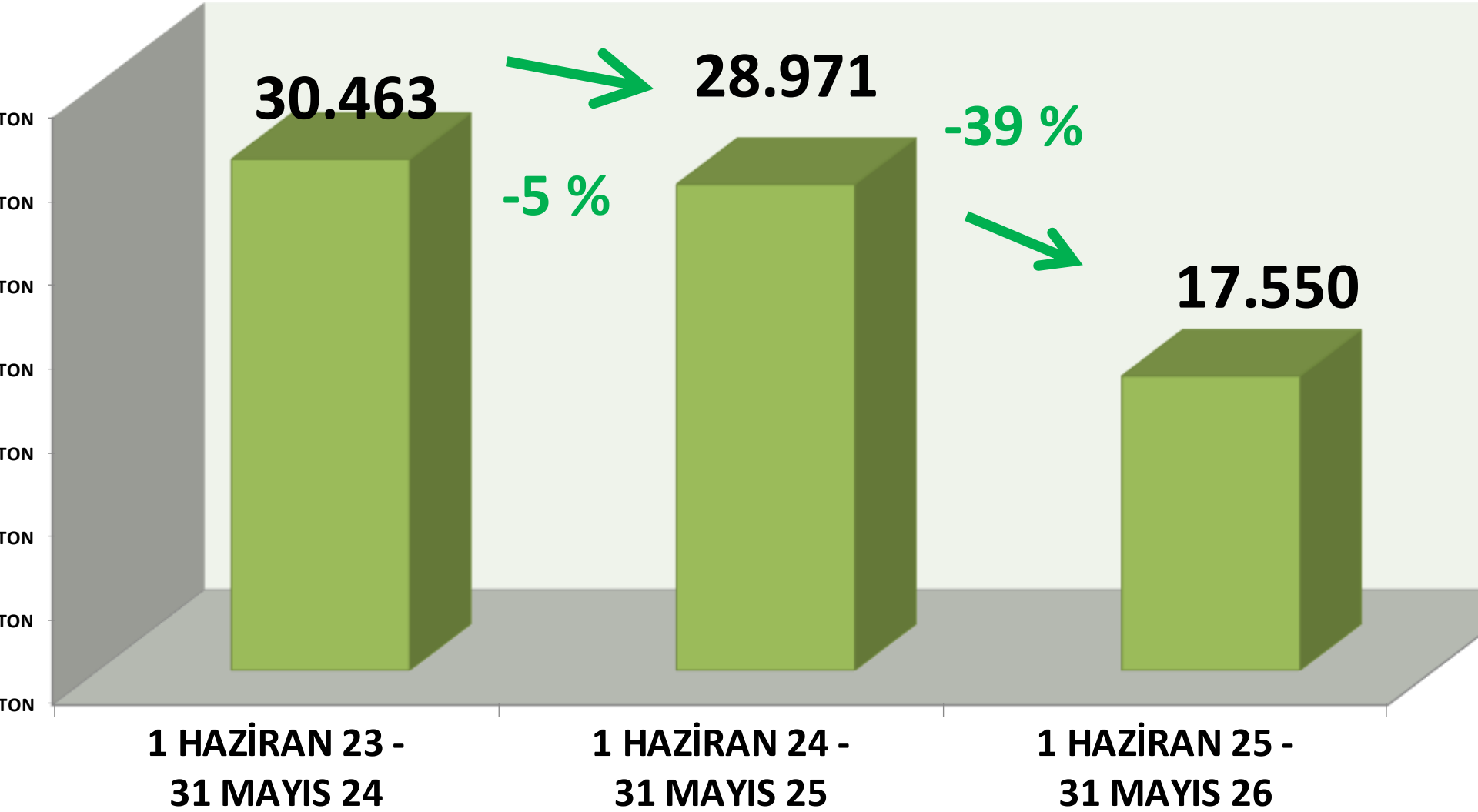
ARALIK 25

55%


AYLIK KÜTLÜ PAMUK MTS İŞLEM MİKTARI ORANLARI



YILLIK KÜTLÜ PAMUK İŞLEM MİKTARI (TON)



MAYIS AYLARI ÇİĞİTLİ PAMUK FİYAT TRENDİ (TL)



MAHLIÇ PAMUK

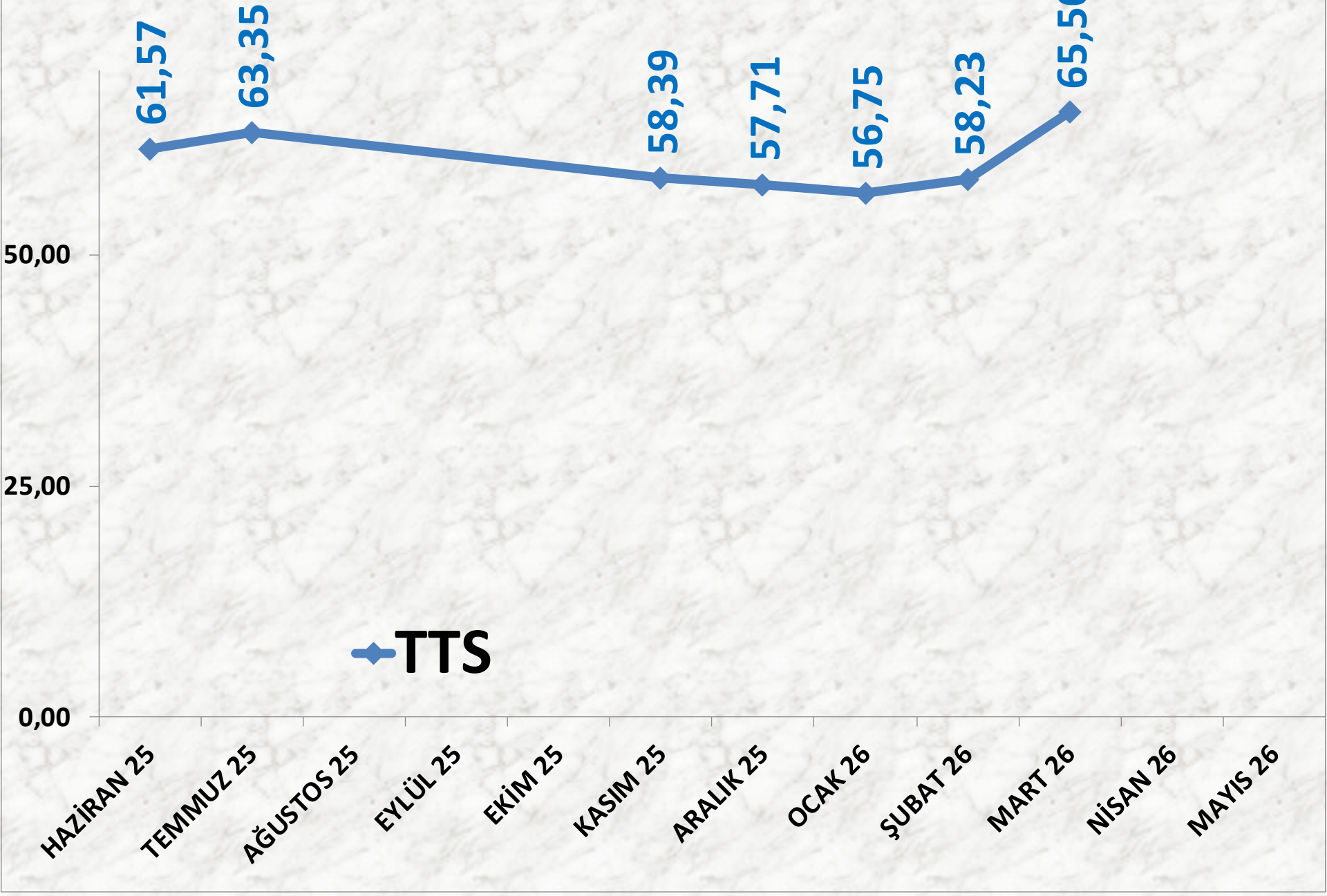
İŞLEM MİKTARI TON	2024 MAYIS	2025 MAYIS		2026 MAYIS	
MTS	644 TON	-87%	84 TON	-	0

EN AZ FİYAT	2024 MAYIS	2025 MAYIS		2026 MAYIS	
MTS	55,00 TL	11%	61,00 TL	-	-

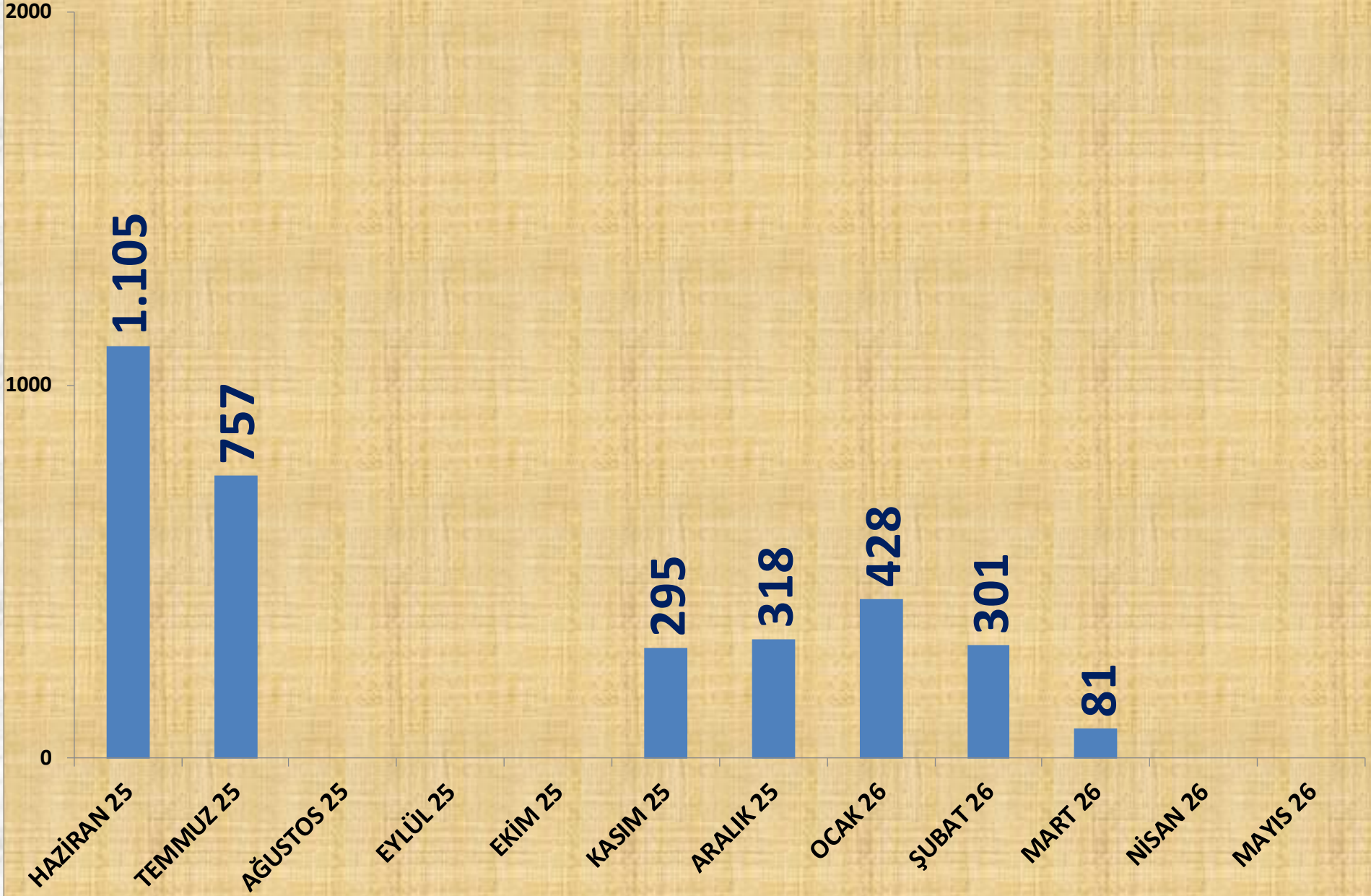
EN ÇOK FİYAT	2024 MAYIS	2025 MAYIS		2026 MAYIS	
MTS	65,00 TL	-6%	61,00 TL	-	-

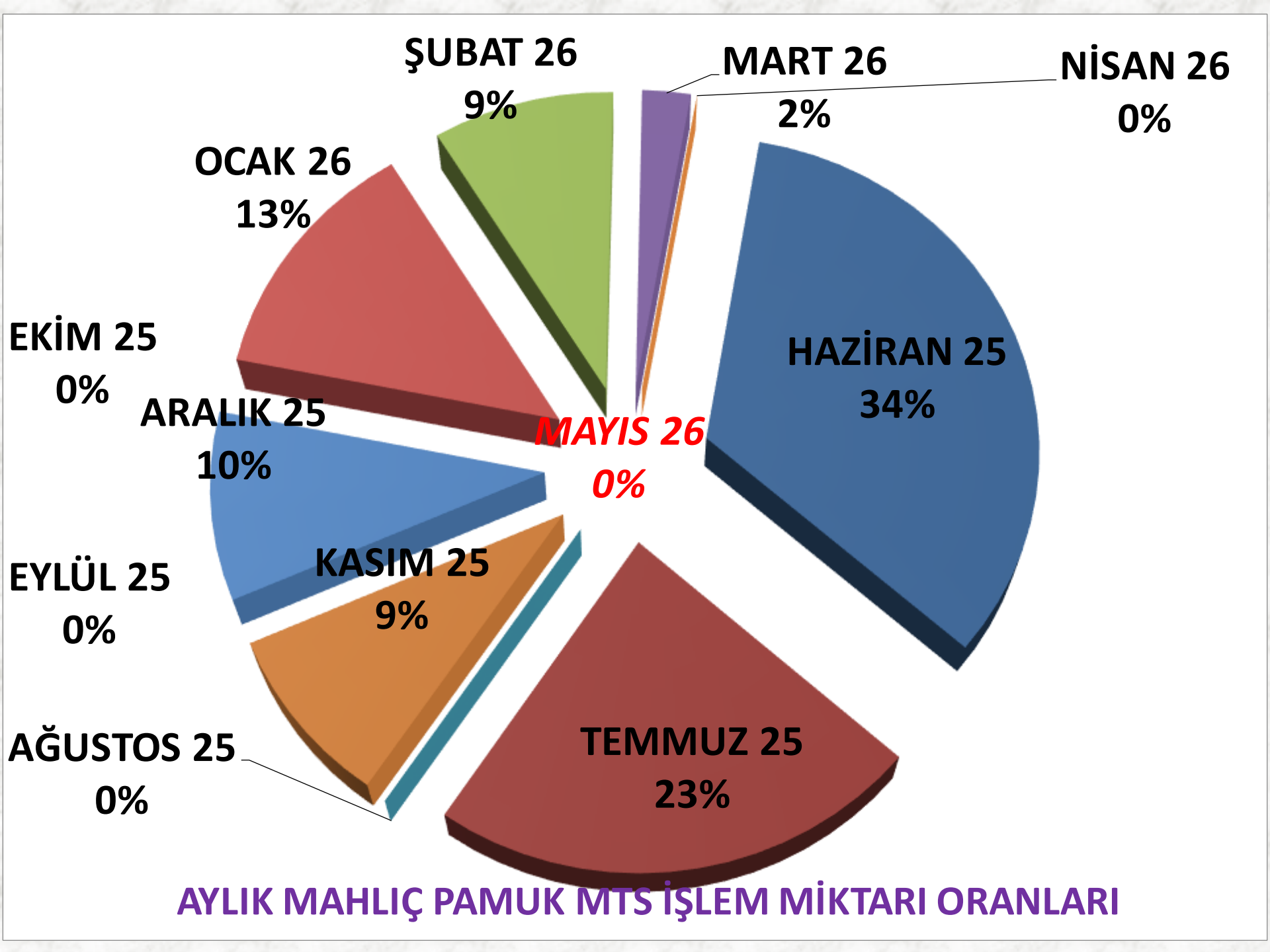
ORTALAMA FİYAT	2024 MAYIS	2025 MAYIS		2026 MAYIS	
MTS	55,44 TL	10%	61,00 TL	-	-

AYLIK MAHLIÇ PAMUK FİYAT TRENDİ (TL)

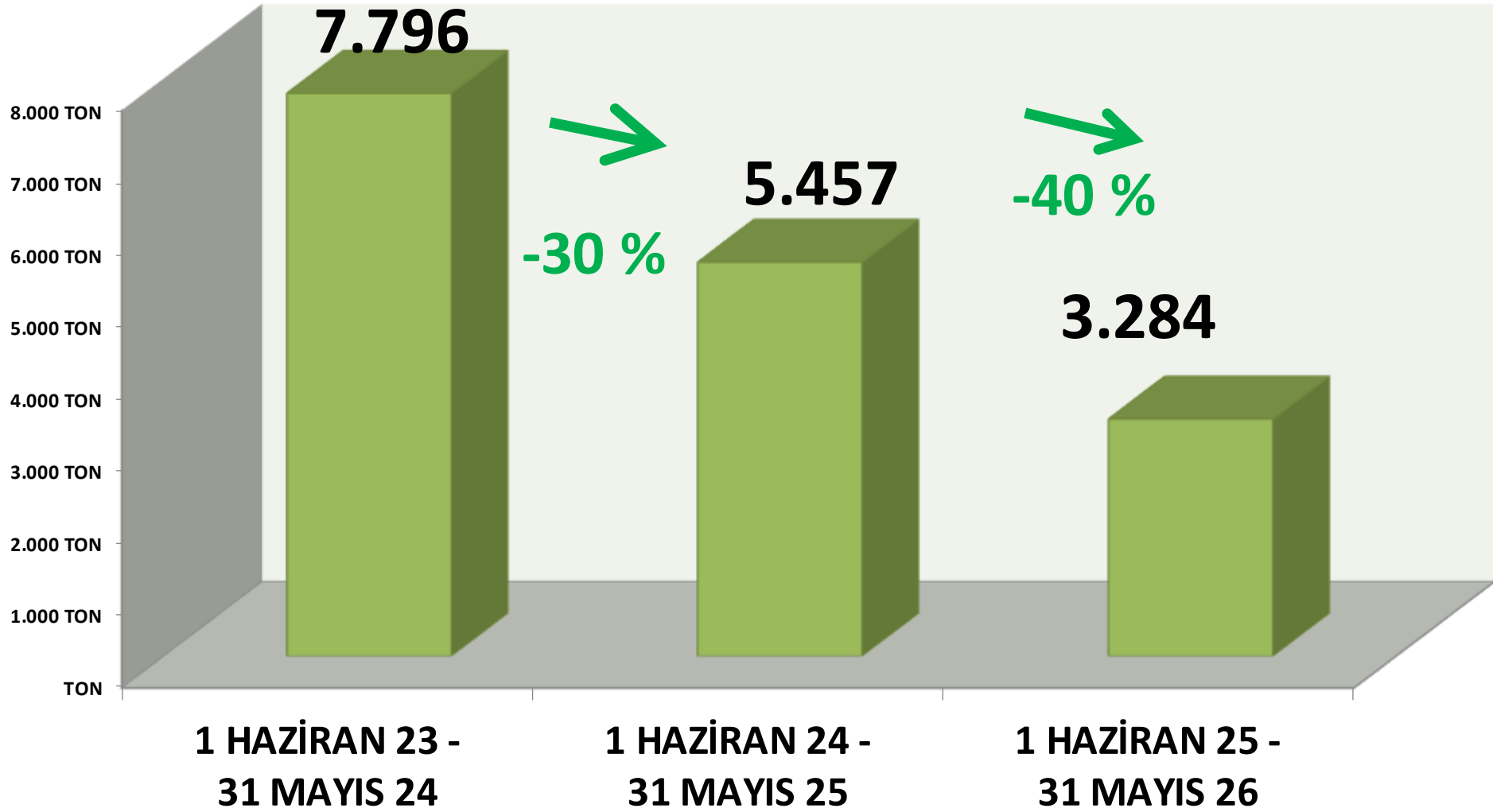


AYLIK MAHLIÇ PAMUK İŞLEM MİKTARI (TON)

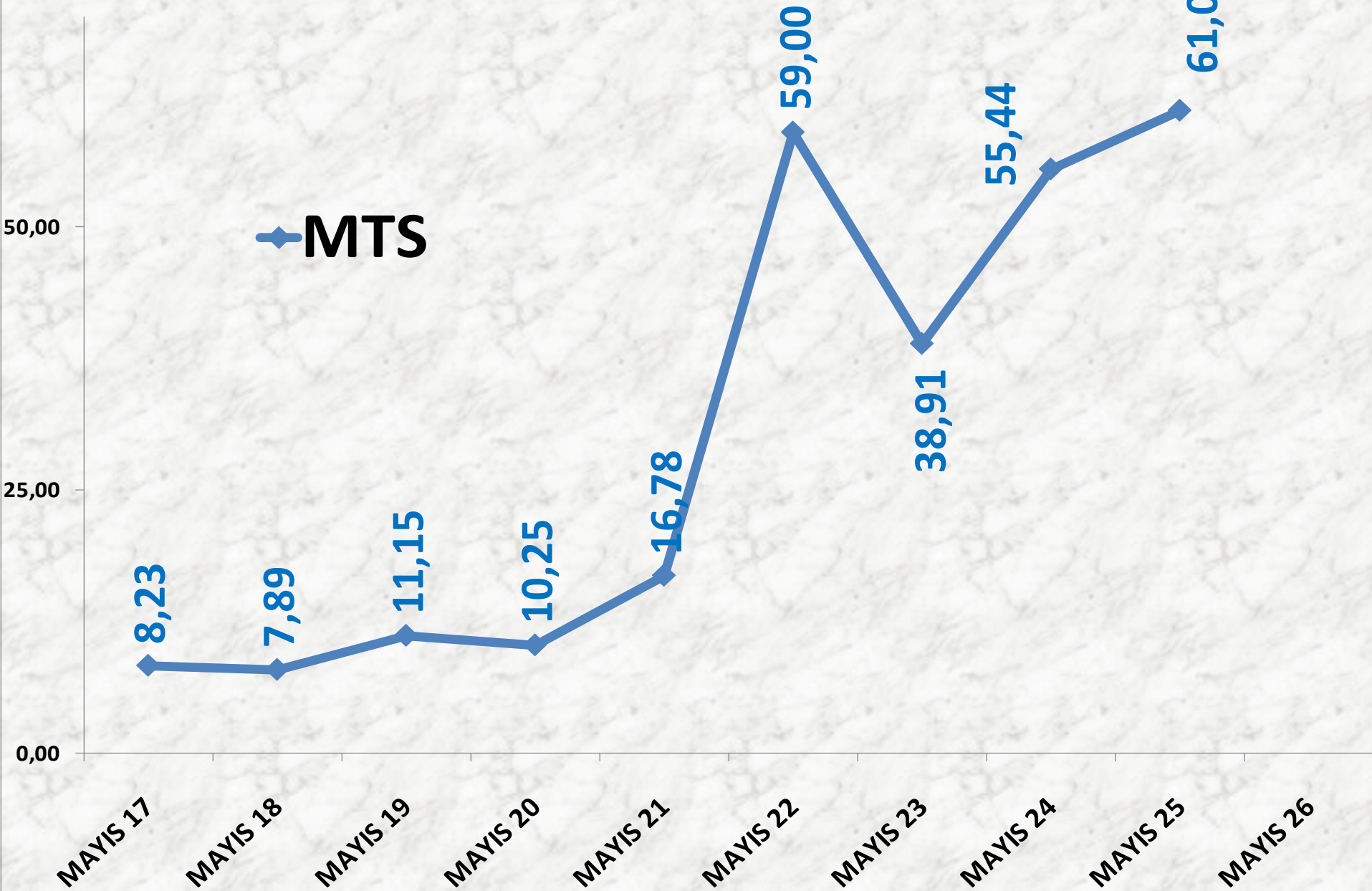




YILLIK MAHLIÇ PAMUK İŞLEM MİKTARI



MAYIS AYLARI MAHLIÇ PAMUK FİYAT TRENDİ (TL)



KEKİK

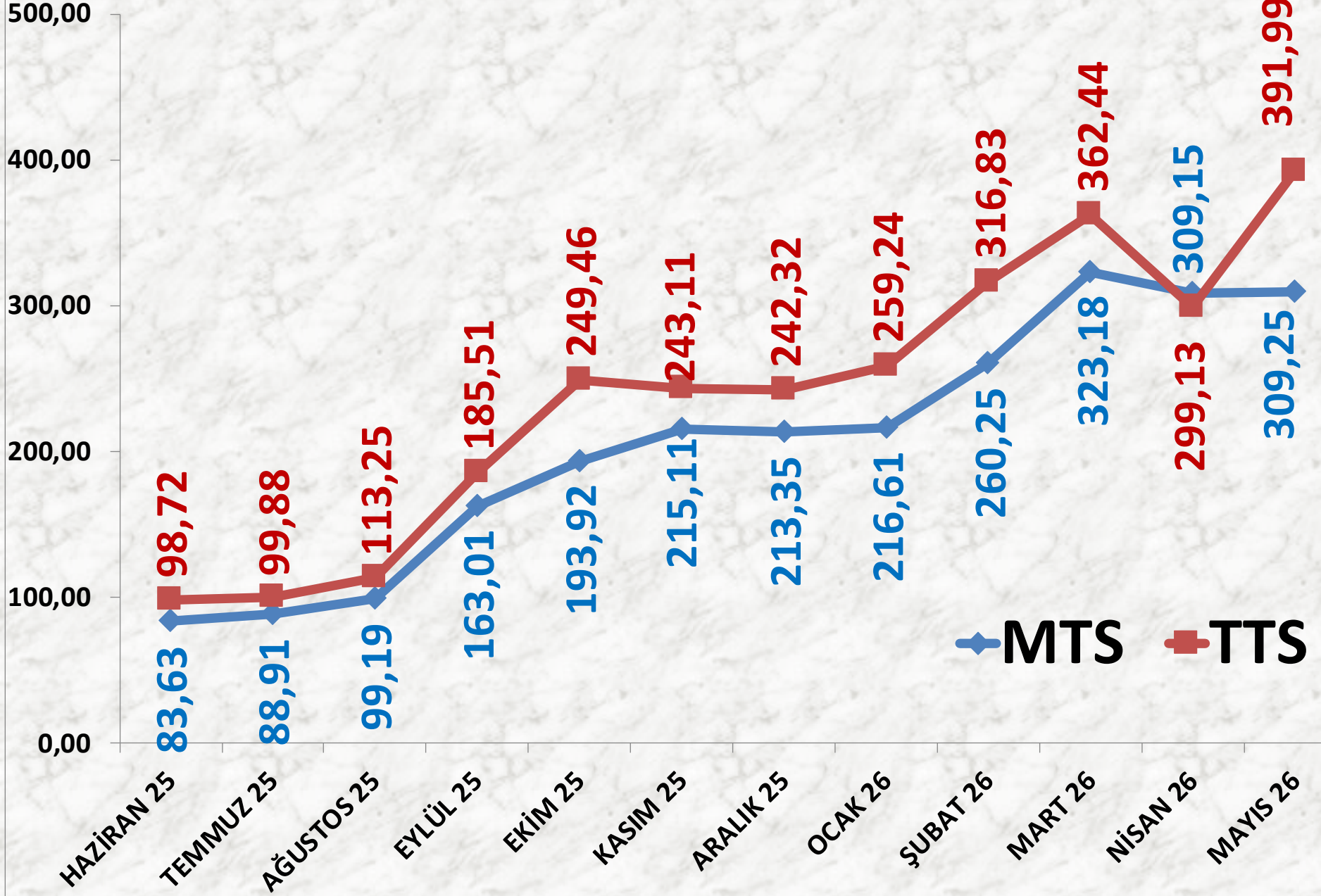
İŞLEM MİKTARI TON	2024 MAYIS	2025 MAYIS		2026 MAYIS	
MTS	504 TON	-29%	358 TON	-43%	203 TON
TTS	613 TON	-23%	474 TON	-52%	230 TON

EN AZ FİYAT	2024 MAYIS	2025 MAYIS		2026 MAYIS	
MTS	11,00 TL	218%	35,00 TL	192%	102,04 TL
TTS	10,50 TL	395%	52,00 TL	15%	60,00 TL

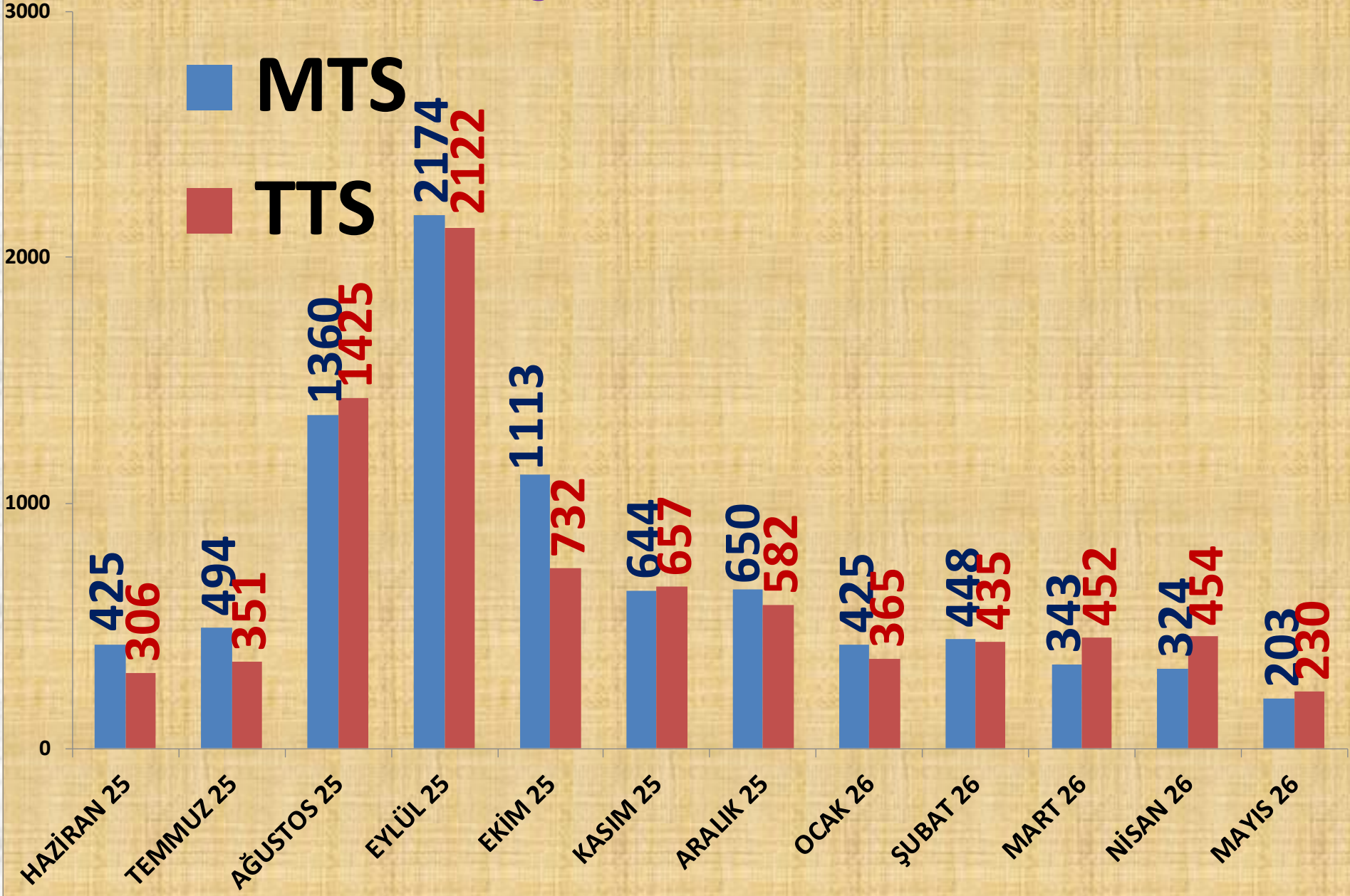
EN ÇOK FİYAT	2024 MAYIS	2025 MAYIS		2026 MAYIS	
MTS	35,71 TL	194%	105,00 TL	281%	400,00 TL
TTS	100,00 TL	30%	130,00 TL	446%	710,00 TL

ORTALAMA FİYAT	2024 MAYIS	2025 MAYIS		2026 MAYIS	
MTS	23,44 TL	273%	87,38 TL	254%	309,25 TL
TTS	34,83 TL	191%	101,51 TL	286%	391,99 TL

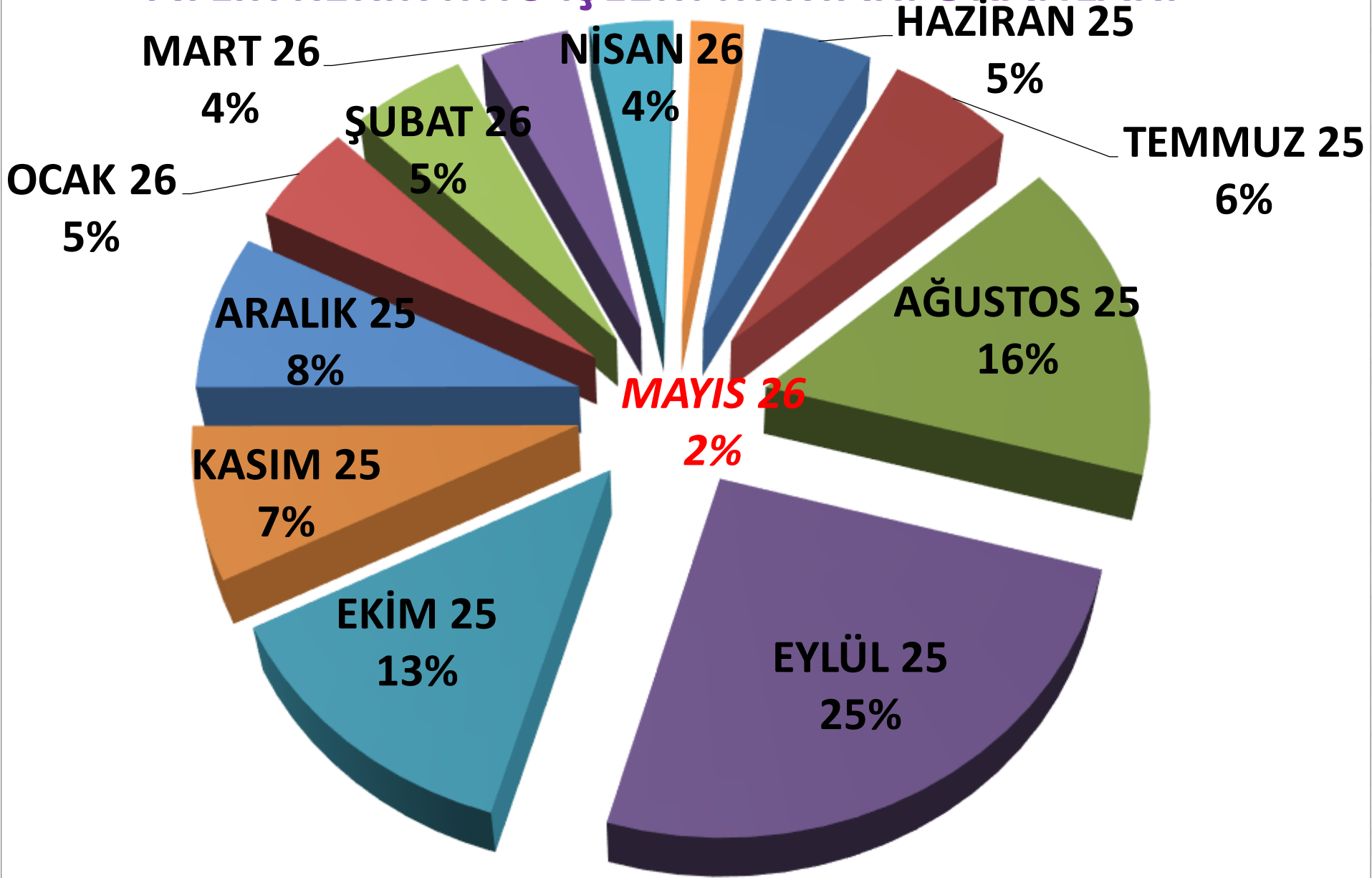
AYLIK KEKİK FİYAT TRENDİ (TL)



AYLIK KEKİK İŞLEM MİKTARI (TON)



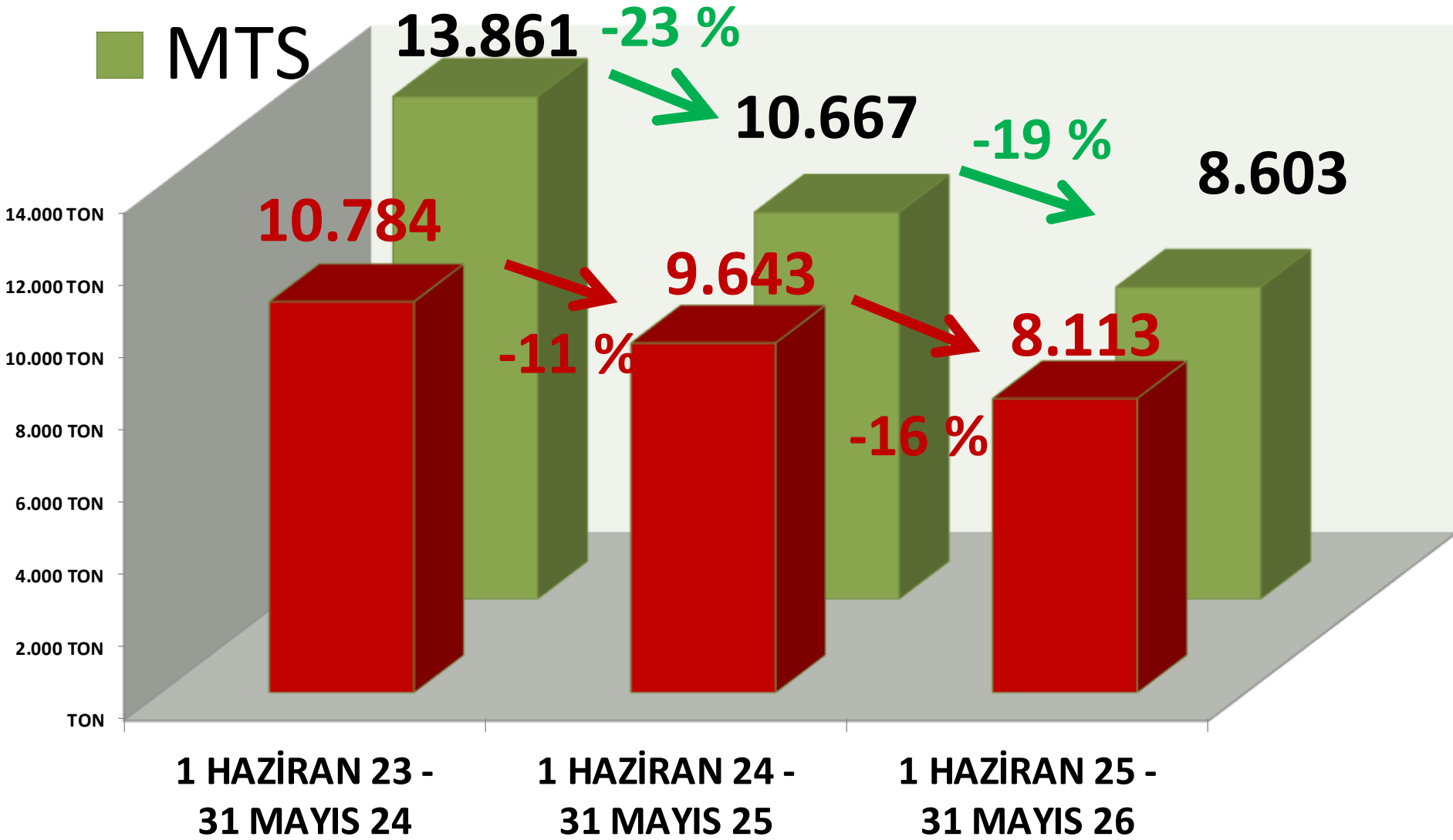
AYLIK KEKİK MTS İŞLEM MİKTARI ORANLARI



■ TTS

YILLIK KEKİK İŞLEM MİKTARI (TON)

■ MTS



MAYIS AYLARI KEKİK FİYAT TRENDİ (TL)

◆ MTS
■ TTS



ANASON

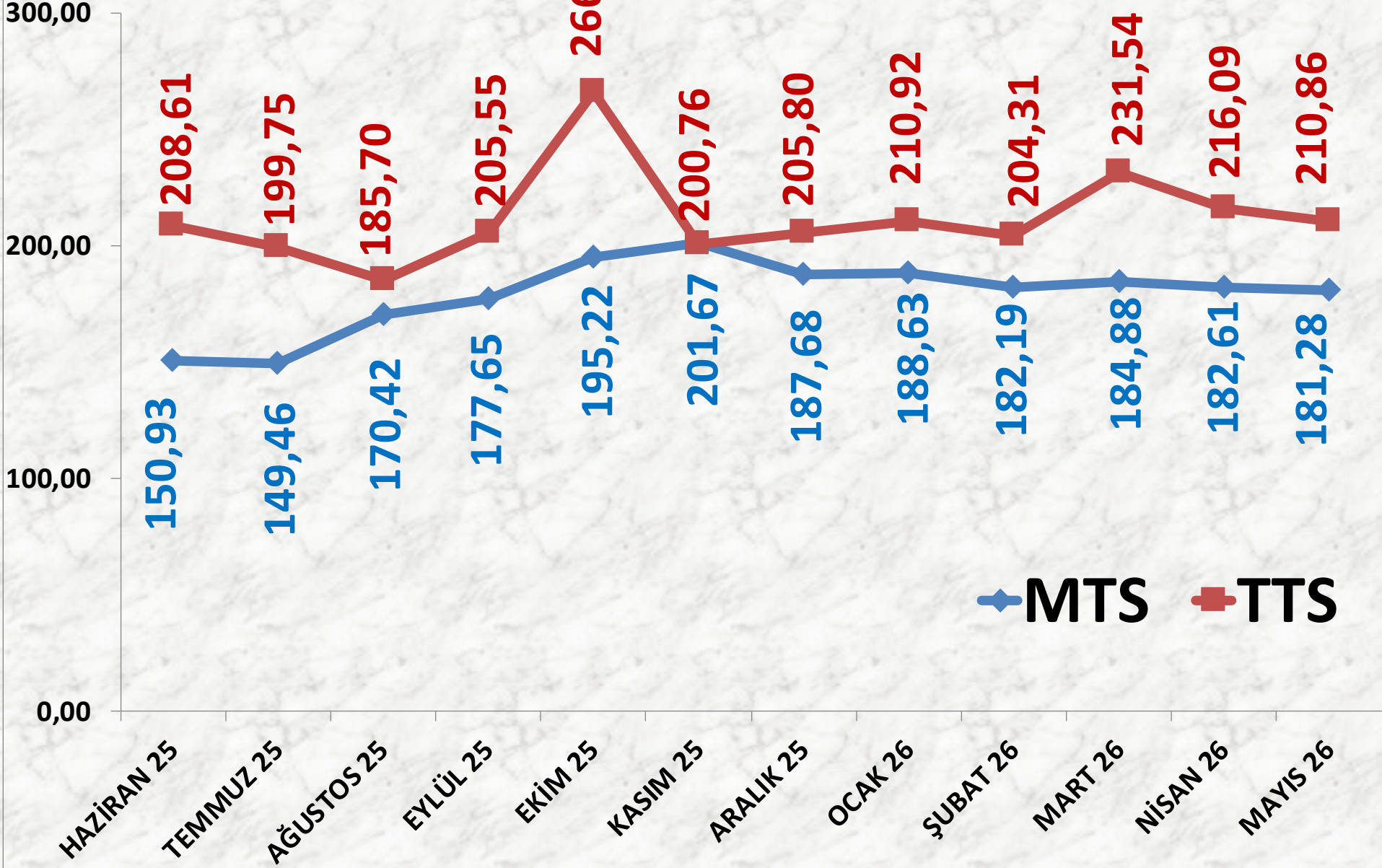
İŞLEM MİKTARI TON	2024 MAYIS	2025 MAYIS		2026 MAYIS	
MTS	72 TON	-99%	1 TON	12818%	138 TON
TTS	54 TON	-50%	27 TON	533%	174 TON

EN AZ FİYAT	2024 MAYIS	2025 MAYIS		2026 MAYIS	
MTS	120,00 TL	25%	150,00 TL	16%	173,41 TL
TTS	120,00 TL	17%	140,00 TL	21%	170,00 TL

EN ÇOK FİYAT	2024 MAYIS	2025 MAYIS		2026 MAYIS	
MTS	122,51 TL	23%	150,24 TL	30%	195,11 TL
TTS	145,49 TL	58%	230,00 TL	17%	270,00 TL

ORTALAMA FİYAT	2024 MAYIS	2025 MAYIS		2026 MAYIS	
MTS	121,73 TL	23%	150,19 TL	21%	181,28 TL
TTS	124,09 TL	17%	145,50 TL	45%	210,86 TL

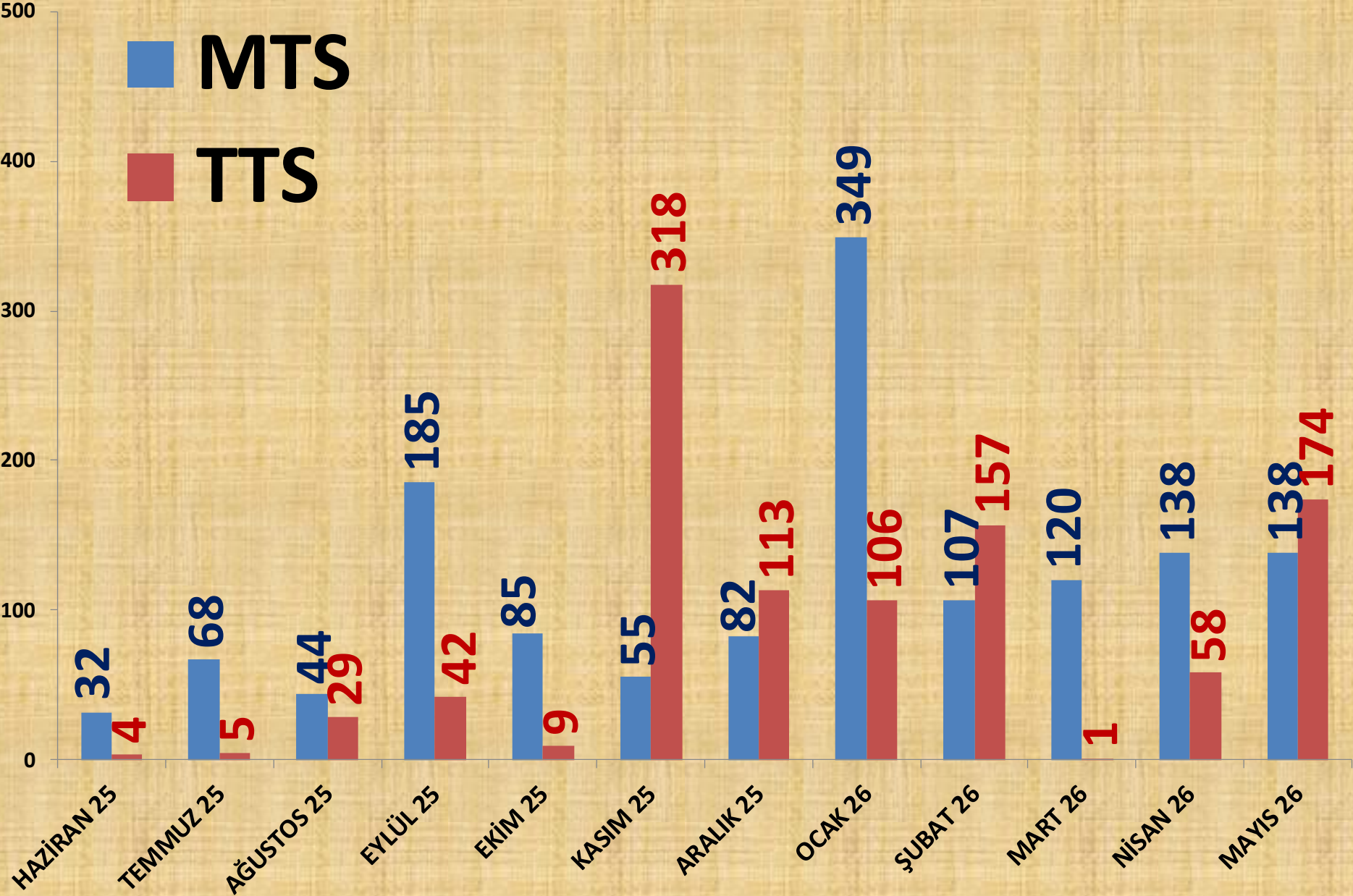
AYLIK ANASON FİYAT TRENDİ (TL)

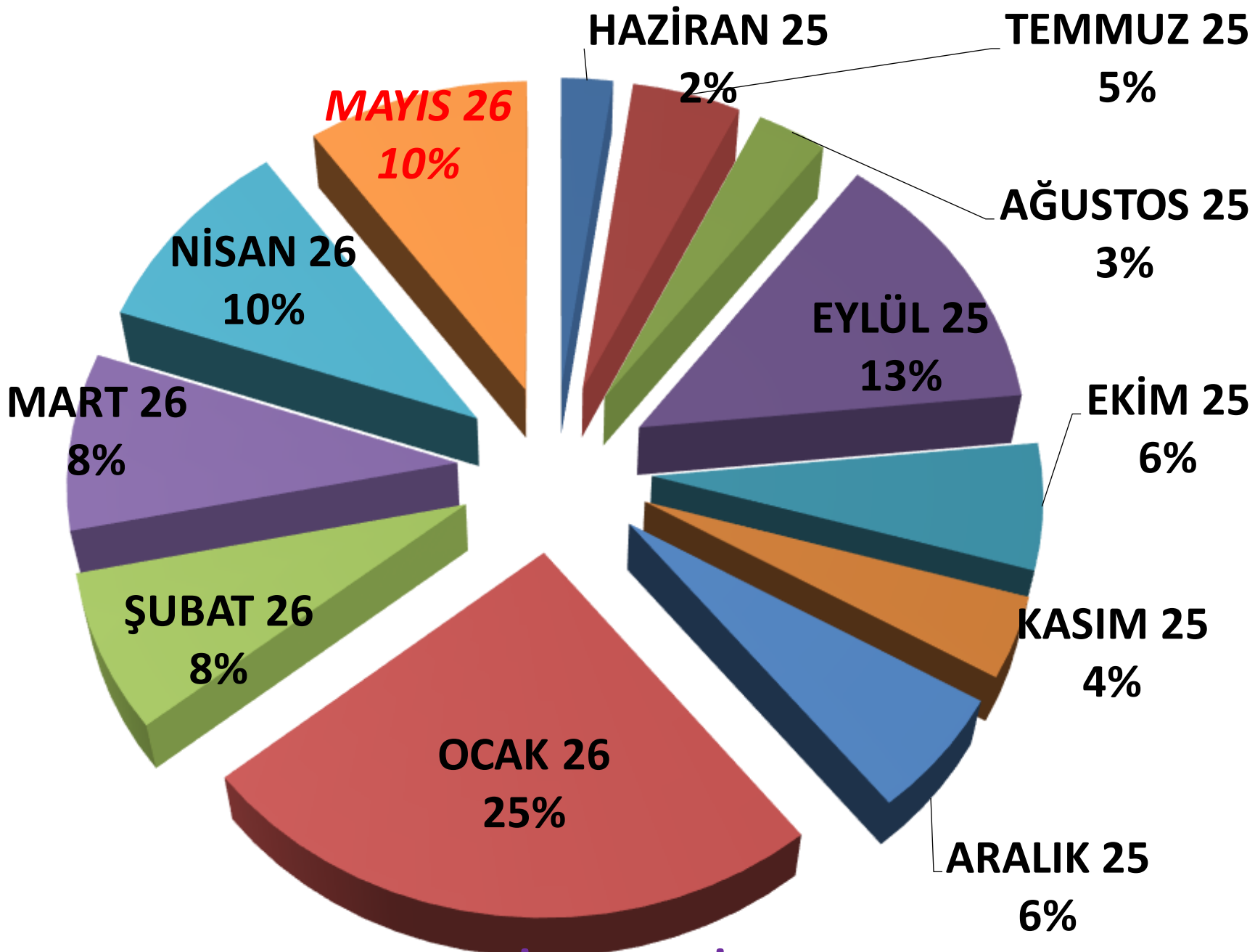


AYLIK ANASON İŞLEM MİKTARI (TON)

■ MTS

■ TTS



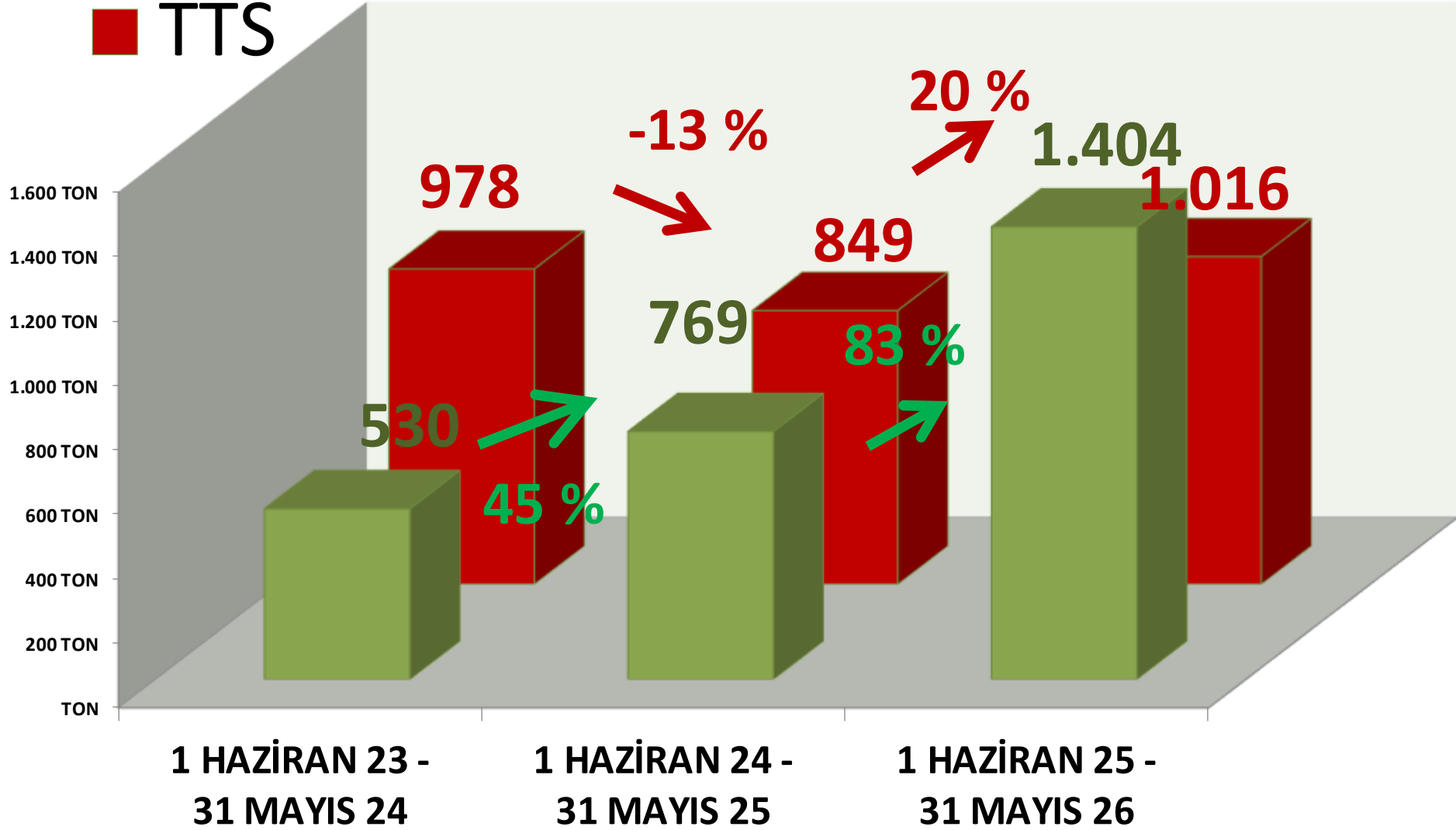


AYLIK ANASON MTS İŞLEM MİKTARI ORANLARI

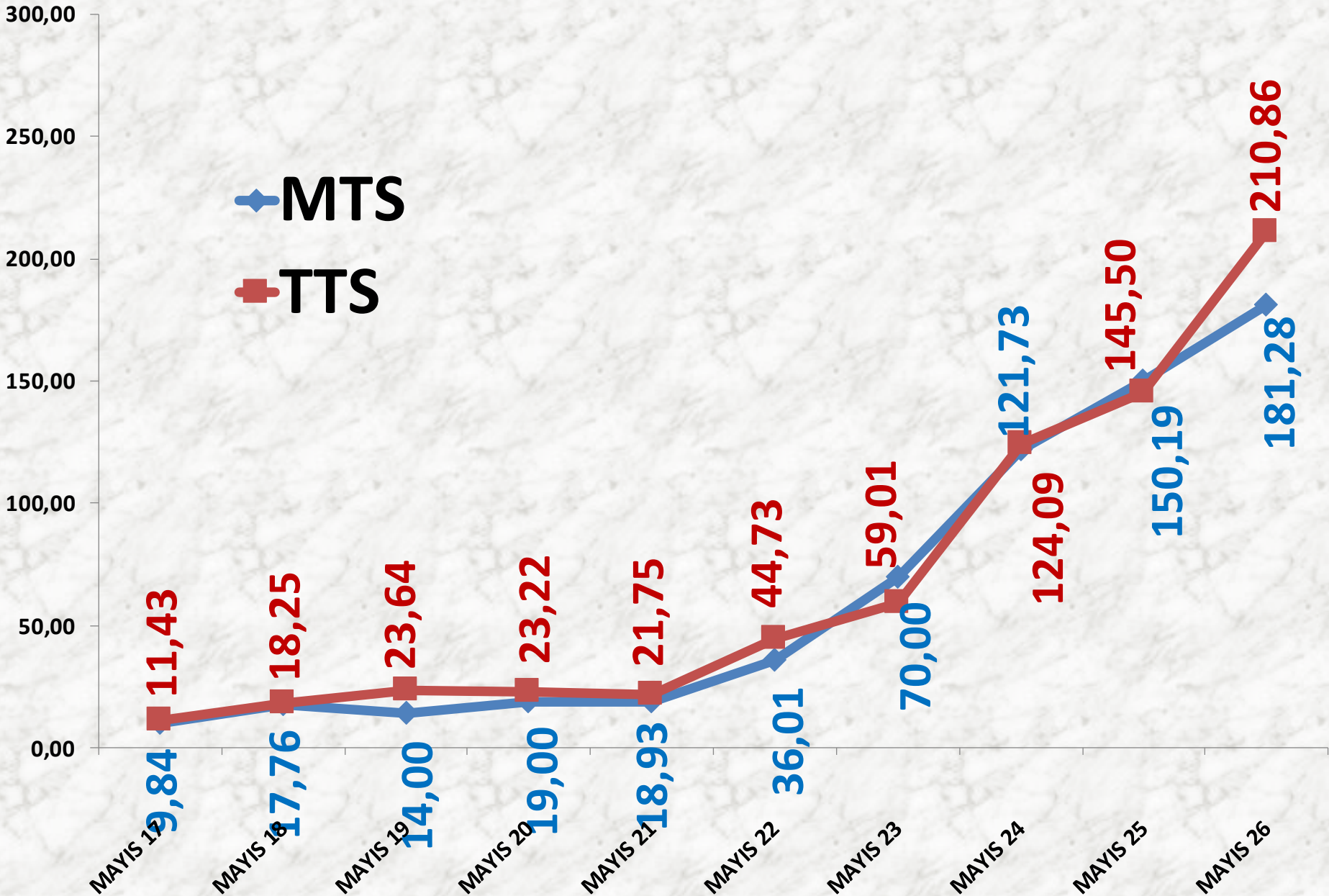
■ MTS

YILLIK ANASON İŞLEM MİKTARI (TON)

■ TTS



MAYIS AYLARI ANASON FİYAT TRENDİ (TL)



YAPRAK TÜTÜN

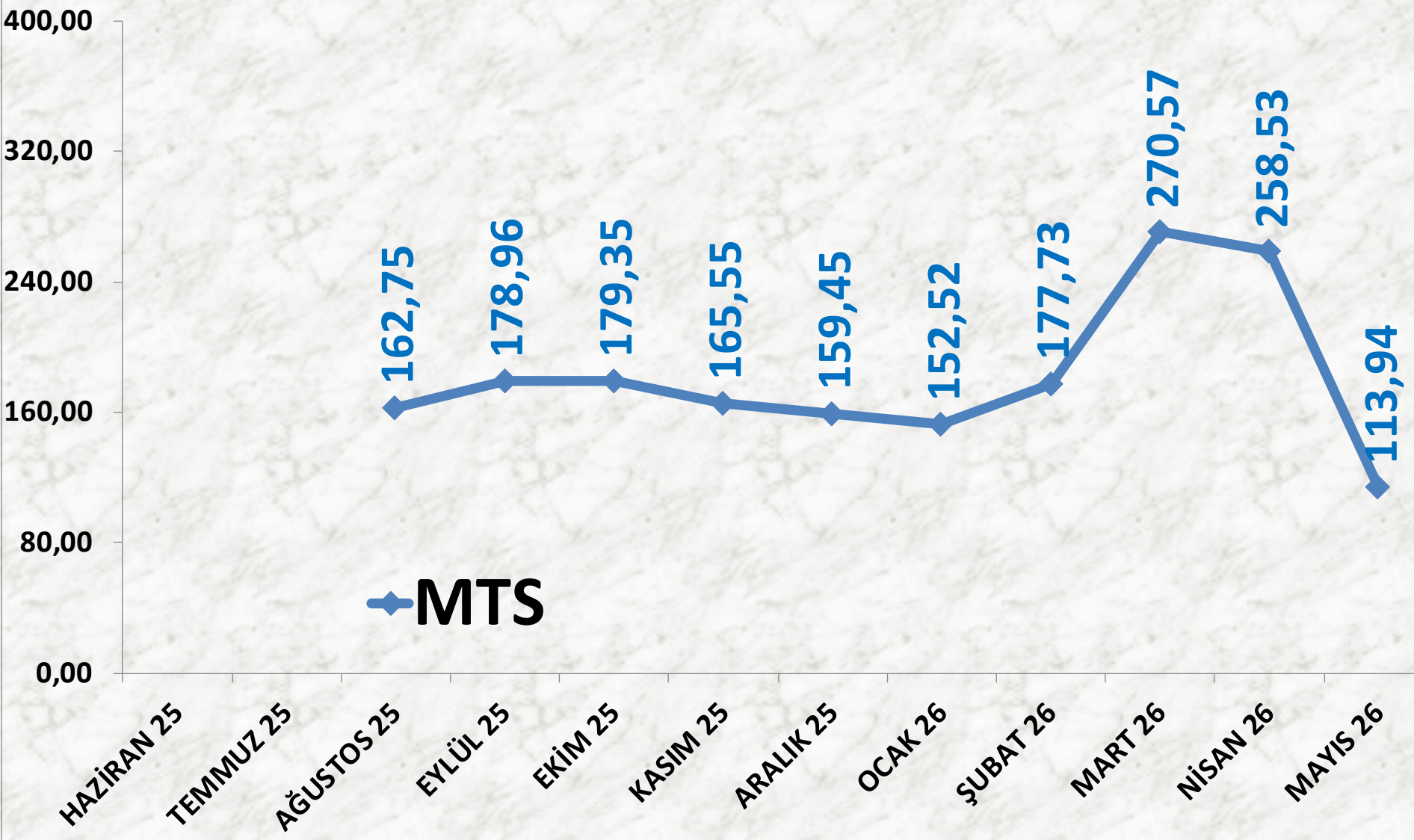
İŞLEM MİKTARI TON	2024 MAYIS	2025 MAYIS		2026 MAYIS	
MTS	65 TON	-66%	22 TON	1274%	299 TON

EN AZ FİYAT	2024 MAYIS	2025 MAYIS		2026 MAYIS	
MTS	40,60 TL	146%	100,00 TL	-30%	70,00 TL

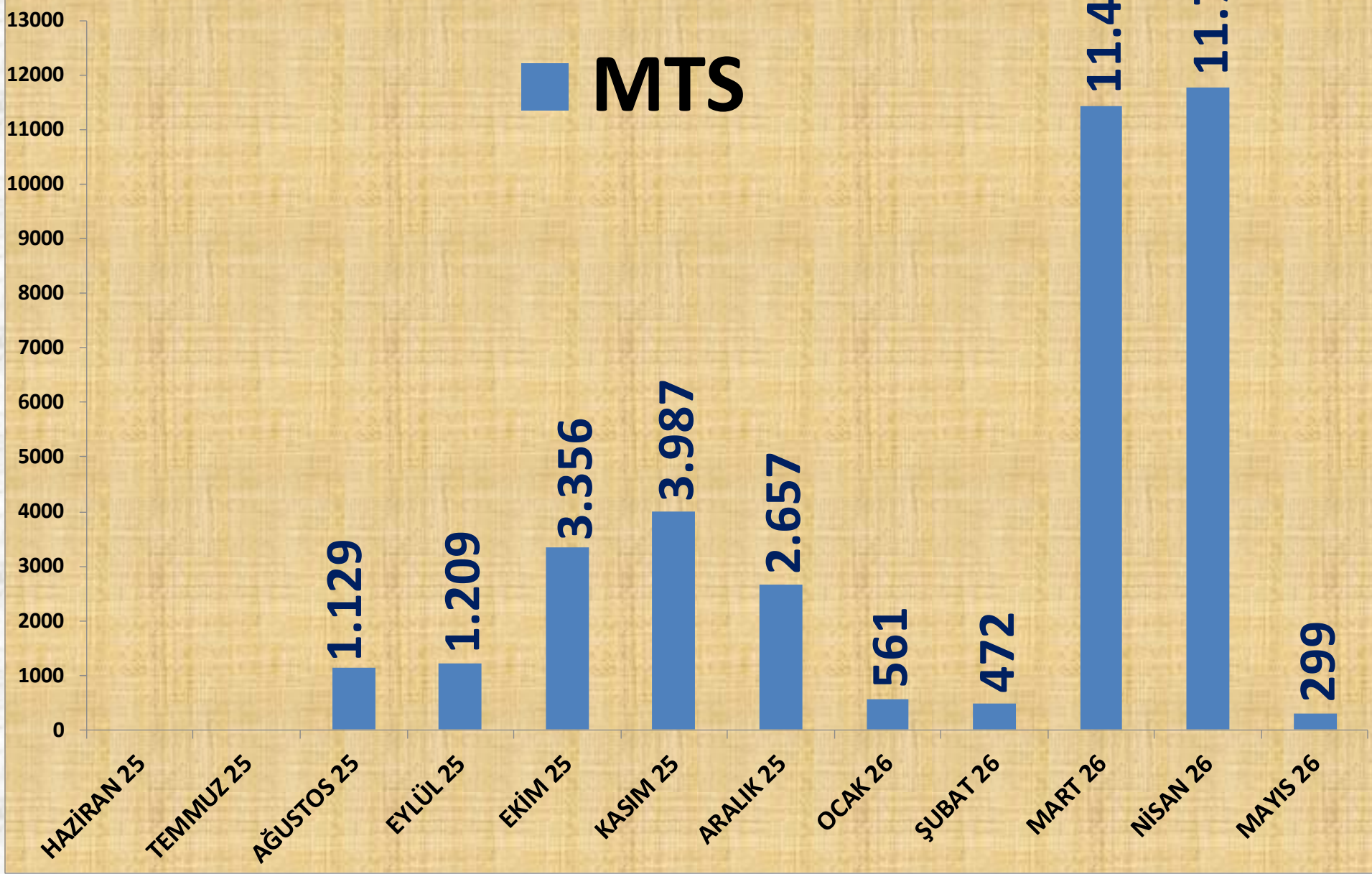
EN ÇOK FİYAT	2024 MAYIS	2025 MAYIS		2026 MAYIS	
MTS	45,88 TL	118%	100,00 TL	50%	150,00 TL

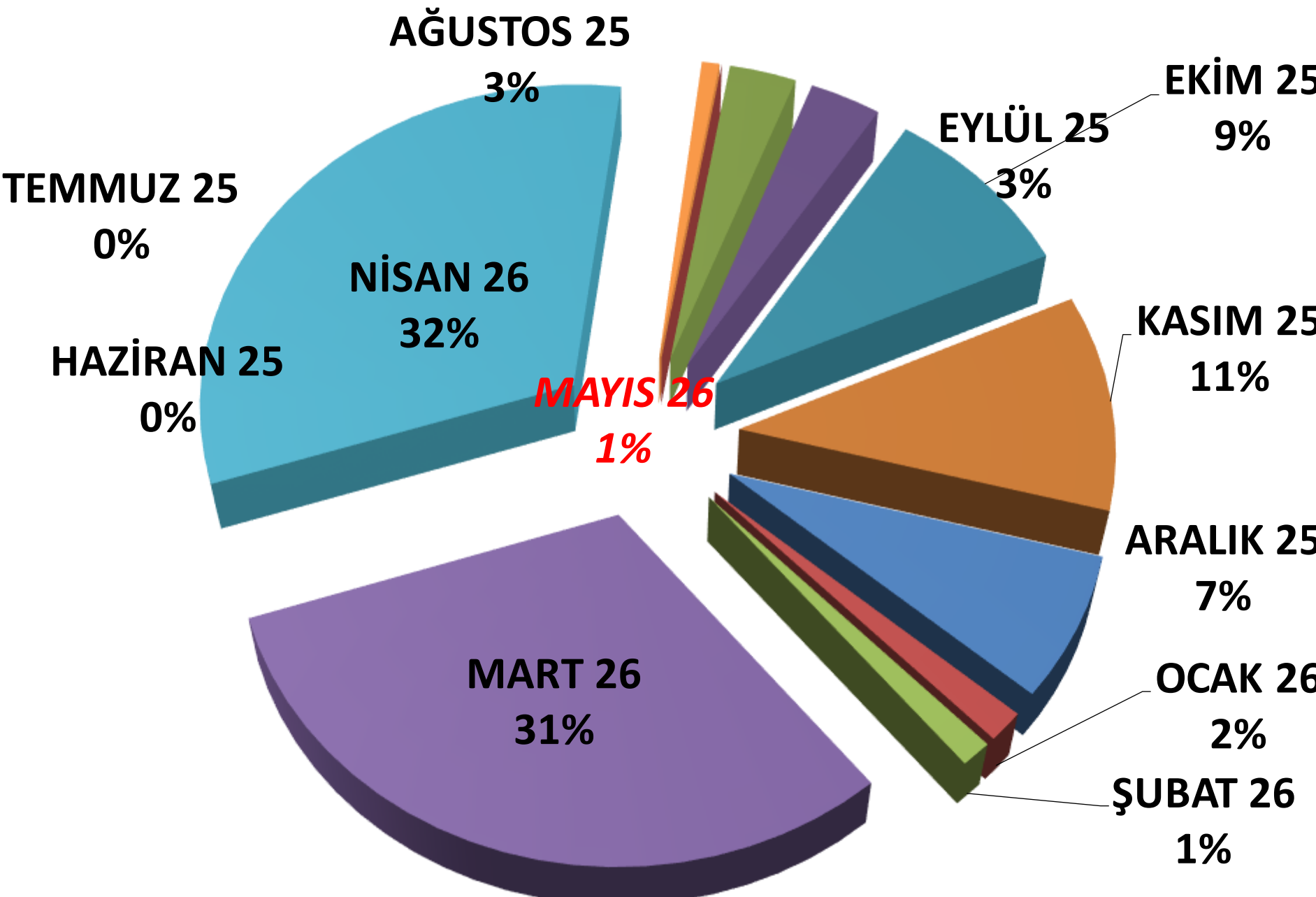
ORTALAMA FİYAT	2024 MAYIS	2025 MAYIS		2026 MAYIS	
MTS	41,24 TL	142%	100,00 TL	14%	113,94 TL

AYLIK TÜTÜN FİYAT TRENDİ (TL)



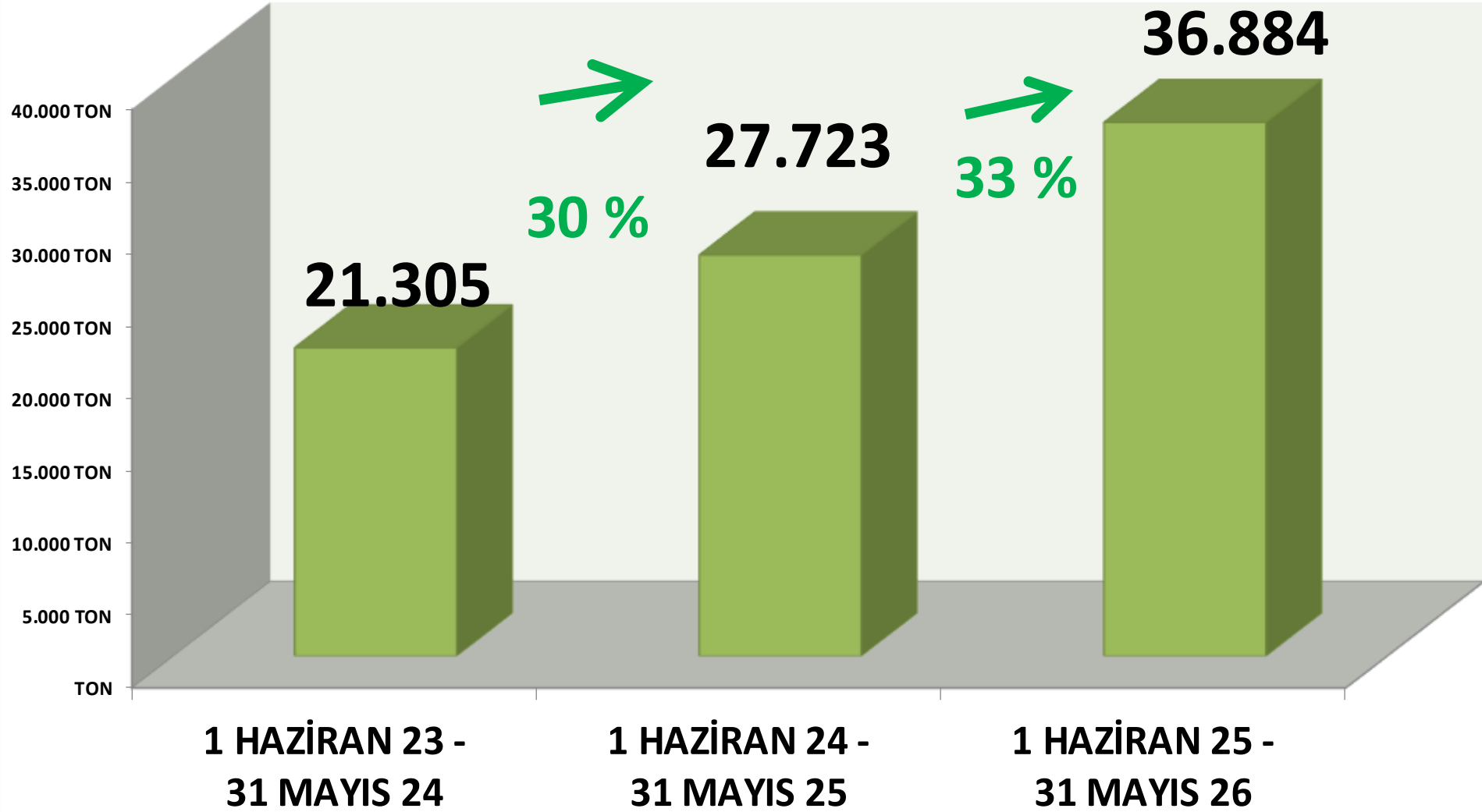
AYLIK TÜTÜN İŞLEM MİKTARI (TON)





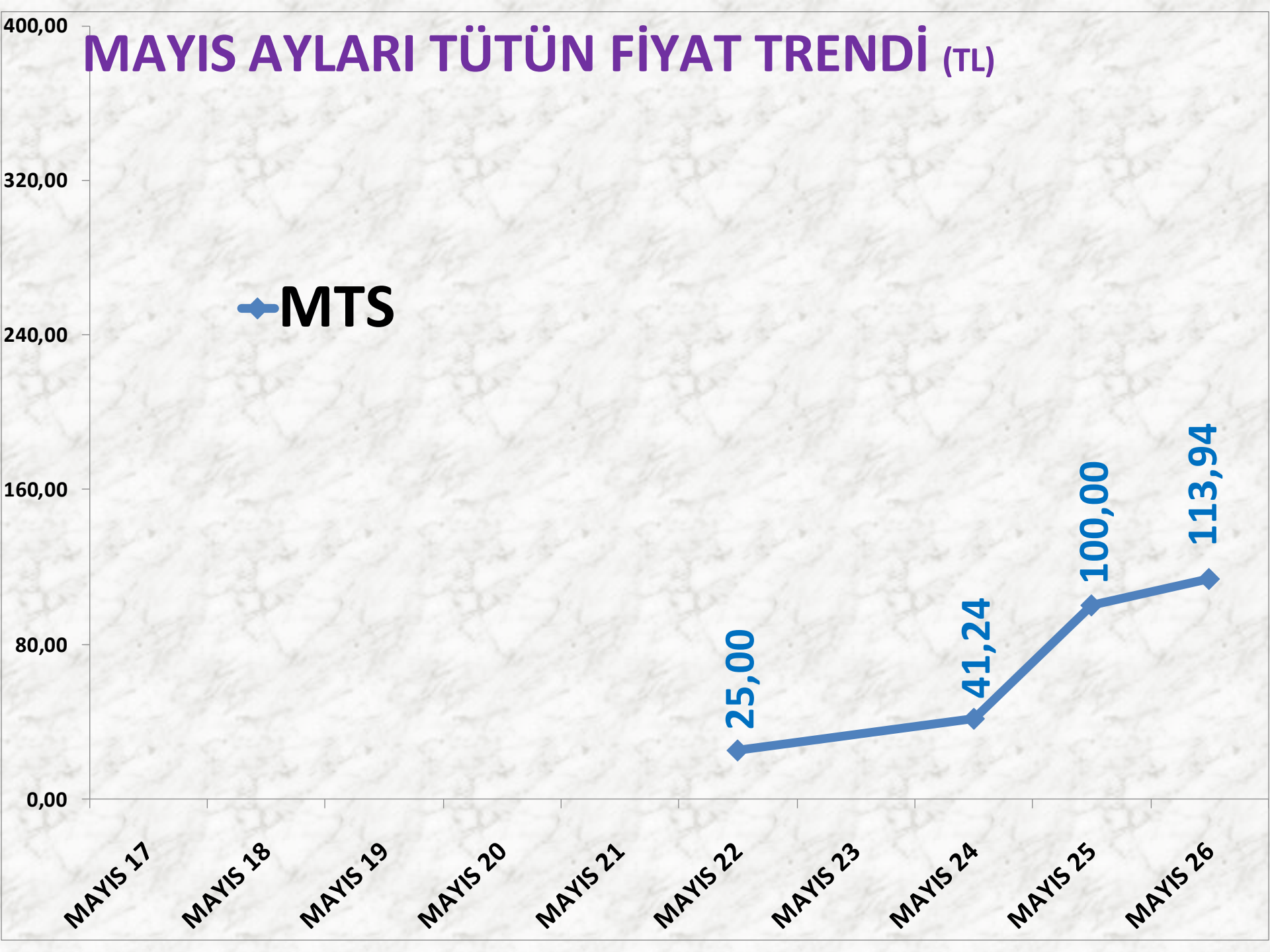
AYLIK TÜTÜN MTS İŞLEM MİKTARI ORANLARI

YILLIK TÜTÜN İŞLEM MİKTARI (TON)



MAYIS AYLARI TÜTÜN FİYAT TRENDİ (TL)

◆ MTS



KASAPLIK CANLI HAYVAN

BÜYÜKBAŞ İŞLEM MİKTARI

İŞLEM MİKTARI ADET	2024 MAYIS	2025 MAYIS		2026 MAYIS	
MTS	996 ADET	129%	2.279 ADET	-40%	1.373 ADET
TTS	545 ADET	52%	828 ADET	-17%	689 ADET

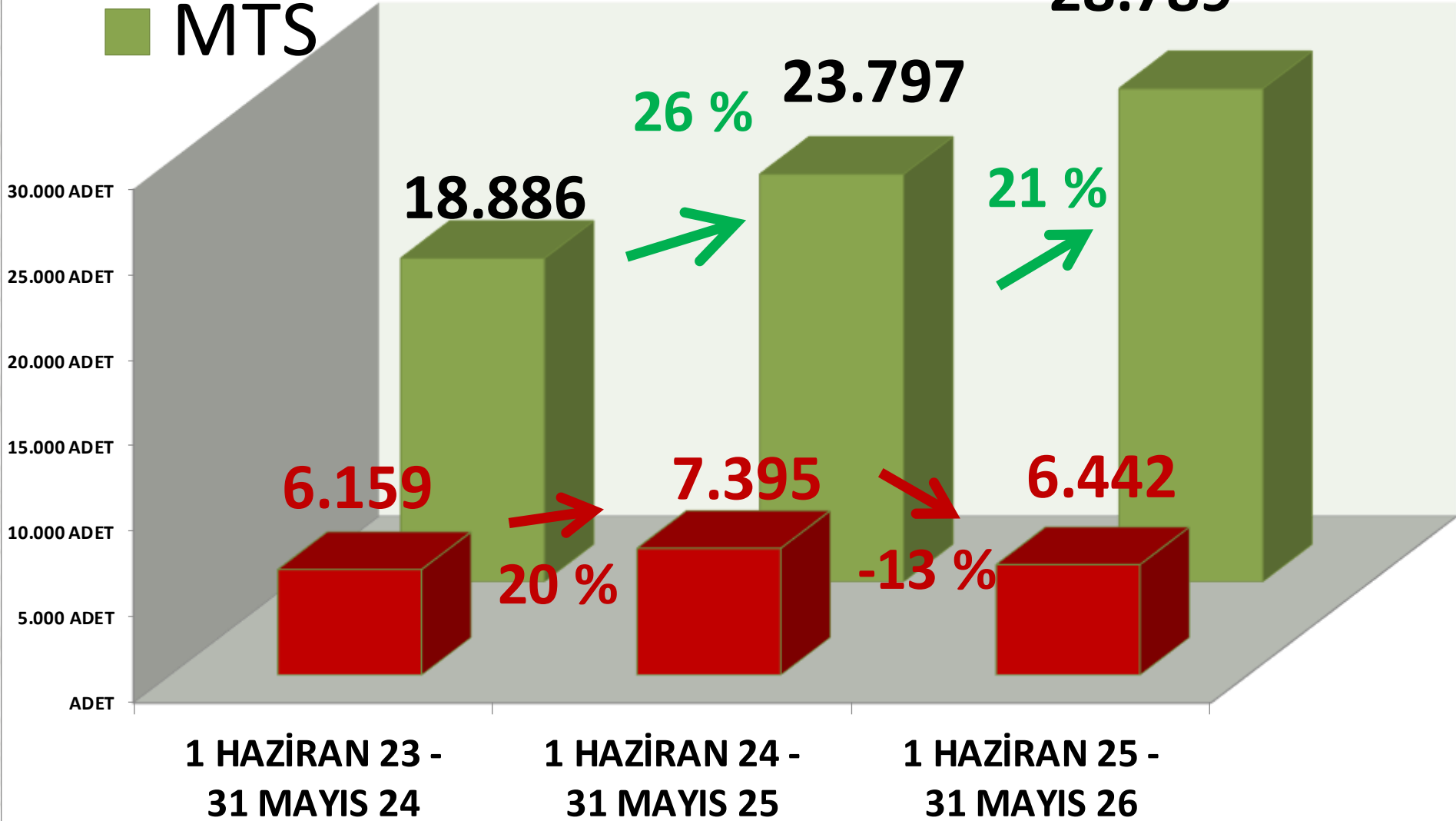
KÜÇÜKBAŞ İŞLEM MİKTARI

İŞLEM MİKTARI ADET	2024 MAYIS	2025 MAYIS		2026 MAYIS	
MTS	6.481 ADET	-15%	5.497 ADET	-25%	4.142 ADET
TTS	119 ADET	102%	240 ADET	-43%	137 ADET

■ TTS

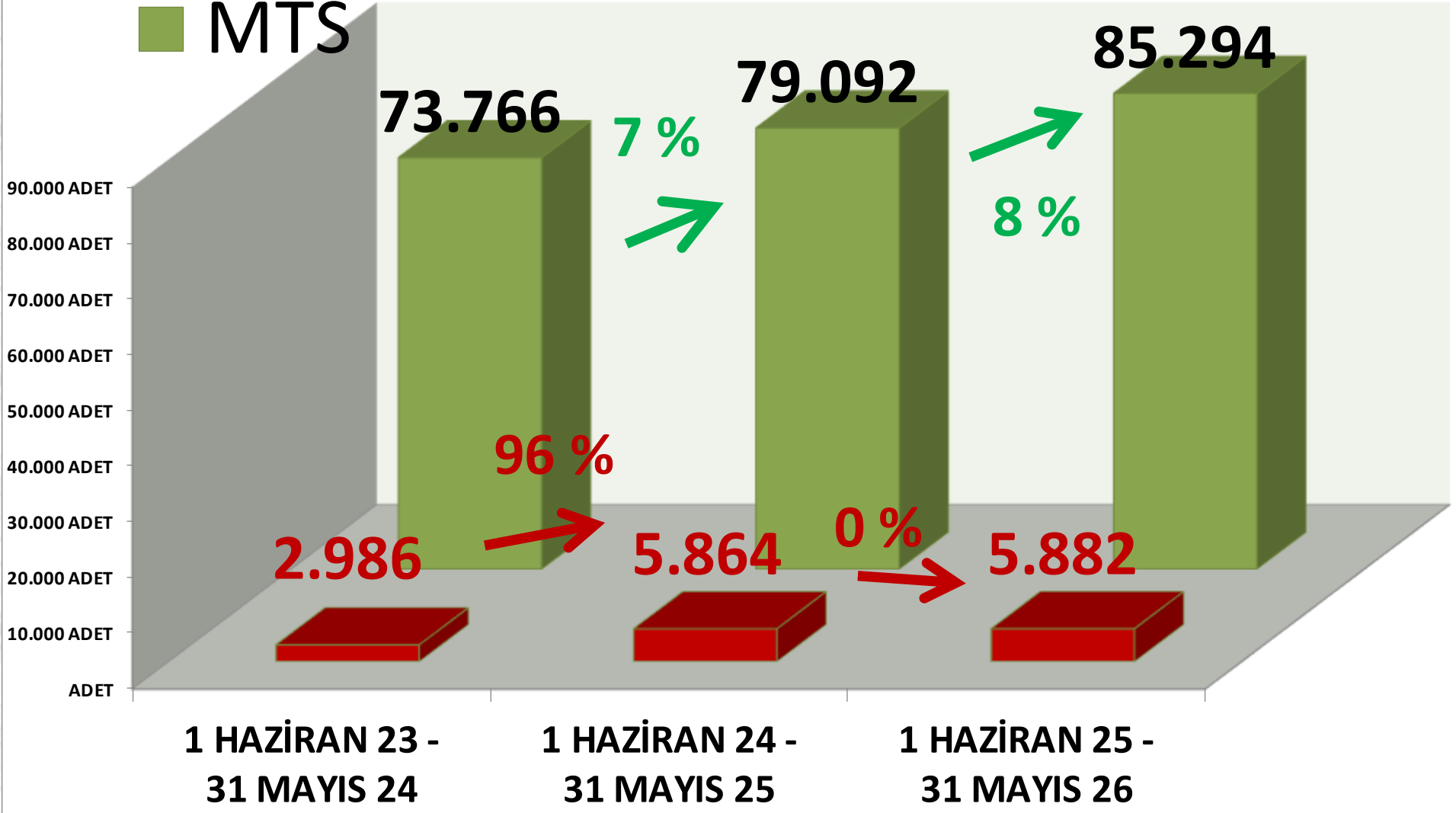
YILLIK BÜYÜKBAŞ İŞLEM MİKTARI (TON)

■ MTS



TTS YILLIK KÜÇÜKBAŞ İŞLEM MİKTARI (TON)

■ MTS





DINLEDİĞİNİZ İÇİN
TEŞEKKÜR EDERİM

RECEP MENGİ

